

US00D509492S

(12) **United States Design Patent**  
**Chun-Ting**

(10) **Patent No.:** **US D509,492 S**

(45) **Date of Patent:** **\*\* Sep. 13, 2005**

(54) **MULTI-MEDIA RECORDER**

(75) **Inventor:** **Wu Chun-Ting**, Hsinchu (TW)

(73) **Assignee:** **Lite-On It Corporation**, Taipei (TW)

(\*\*) **Term:** **14 Years**

(21) **Appl. No.:** **29/200,740**

(22) **Filed:** **Mar. 3, 2004**

(30) **Foreign Application Priority Data**

Sep. 19, 2003 (TW) ..... 92305754

(51) **LOC (8) Cl.** ..... **14-01**

(52) **U.S. Cl.** ..... **D14/136**

(58) **Field of Search** ..... D14/135-136,  
D14/156-157, 160-165, 167-168, 192-198,  
188, 217, 257, 258, 445; 360/99.02, 99.07,  
75.11, 75.21, 77.21; 720/612, 619, 647,  
655; 455/344, 347-351

(56) **References Cited**

**U.S. PATENT DOCUMENTS**

D321,689 S \* 11/1991 Yamakawa ..... D14/136

5,859,828 A \* 1/1999 Ishibashi ..... 720/655  
D429,702 S \* 8/2000 Maruta et al. .... D13/162  
D459,709 S \* 7/2002 Kojima et al. .... D14/136  
D466,876 S \* 12/2002 Usami et al. .... D14/136

\* cited by examiner

*Primary Examiner*—Nanda Bondade

(74) *Attorney, Agent, or Firm*—Thomas, Kayden,  
Horstemeyer & Risley

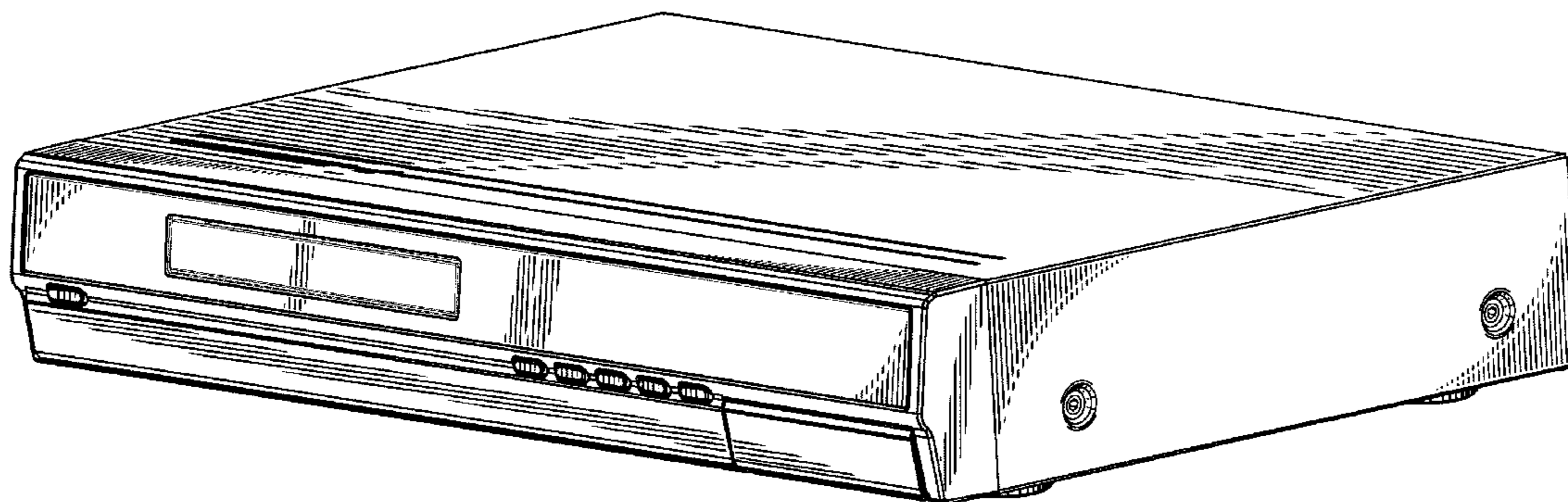
(57) **CLAIM**

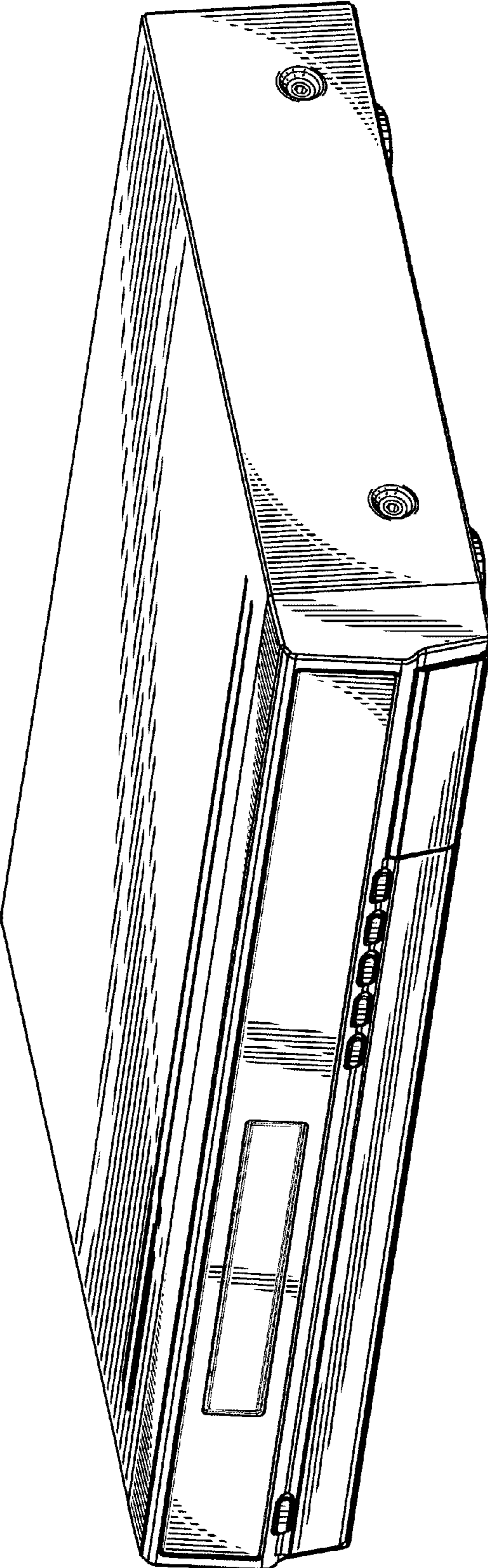
The ornamental design for a multi-media recorder, as shown.

**DESCRIPTION**

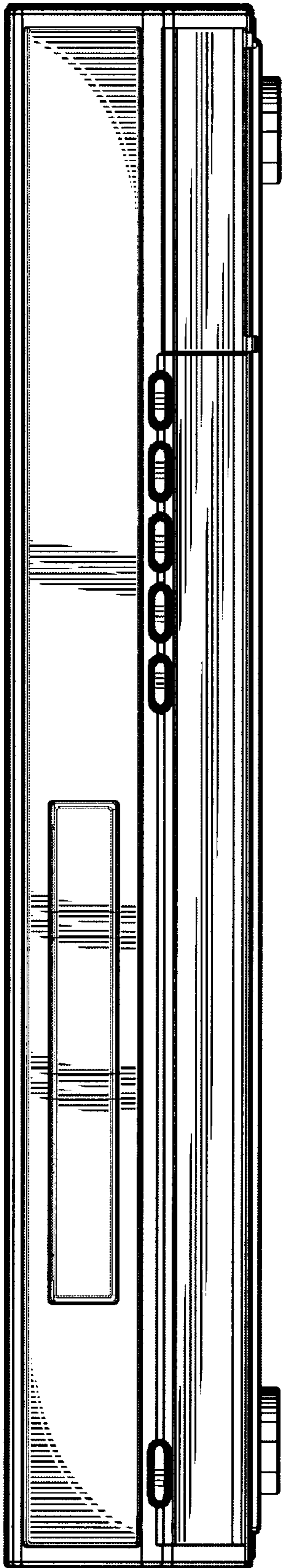
FIG. 1 is a perspective view of view of a “multi-media recorder” showing my new design;  
FIG. 2 is a front view thereof;  
FIG. 3 is a rear view thereof;  
FIG. 4 is a left side view thereof;  
FIG. 5 is a right side view thereof;  
FIG. 6 is a top plan view thereof; and,  
FIG. 7 is a bottom plan view thereof.  
FIGS. 4 and 5 are on an enlarged scale.

**1 Claim, 5 Drawing Sheets**

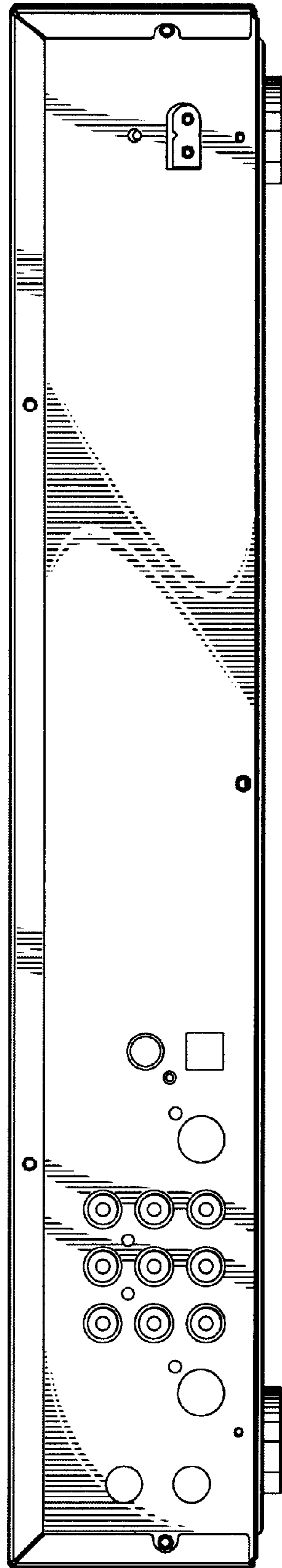





*Fig. 1*




*Fig. 2*



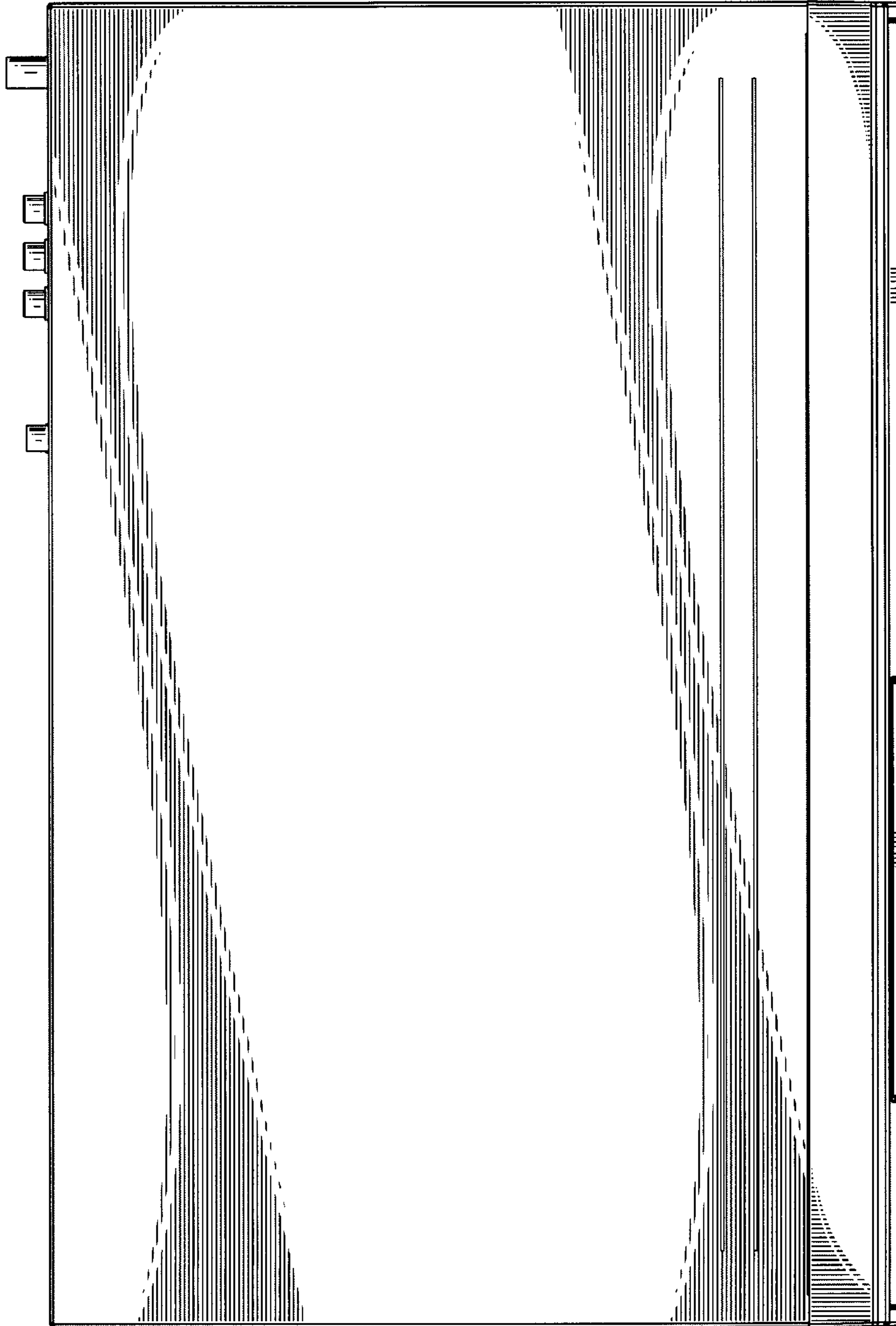
*Fig. 3*



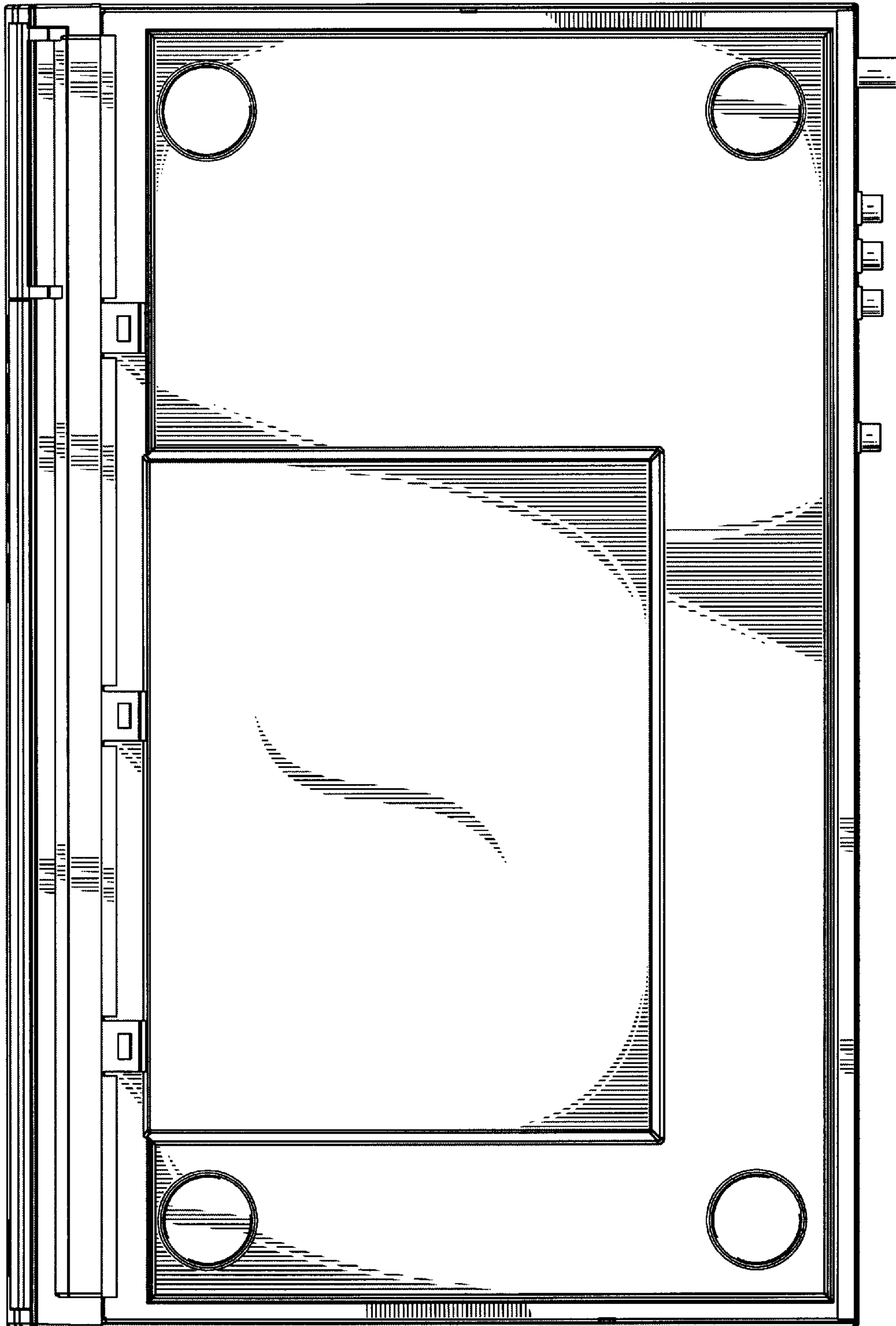
*Fig. 4*



*Fig. 5*



*Fig. 6*



*Fig. 7*