

US00D509490S

(12) **United States Design Patent**
Storti et al.

(10) **Patent No.:** **US D509,490 S**
(45) **Date of Patent:** **** Sep. 13, 2005**

(54) **CONSUMER ELECTRONIC PRODUCT**

(75) Inventors: **William J. Storti**, Haverford, PA (US);
Paul D. Baker, San Diego, CA (US);
Kun-Pei Chen, San Diego, CA (US);
Francis J. Dunn, Perkasie, PA (US);
Bryan K. Zublin, Poway, CA (US);
Carol A. Mathews, King of Prussia, PA
(US); **Dwight T. Sakuma**, Doylestown,
PA (US); **Paul Ocepek**, Norfolk, MA
(US)

(73) Assignee: **General Instrument Corporation**,
Horsham, PA (US)

(**) Term: **14 Years**

(21) Appl. No.: **29/202,468**

(22) Filed: **Mar. 31, 2004**

(51) **LOC (8) Cl.** **14-03**

(52) **U.S. Cl.** **D14/125**

(58) **Field of Search** D14/299, 356,
D14/361-363, 365, 466, 125, 126, 432,
135-136, 239, 357; 348/460, 10; 361/693-696;
312/208.1, 223.2; 455/3.1-3.2, 6.1-6.3,
3.04

(56) **References Cited**

U.S. PATENT DOCUMENTS

D426,212 S * 6/2000 Storti et al. D14/432

D441,731 S * 5/2001 Arhos et al. D14/125
D458,593 S * 6/2002 Ahn D14/125
D469,066 S * 1/2003 Takahashi D14/125
D492,268 S * 6/2004 Reynolds et al. D14/125

OTHER PUBLICATIONS

B & H Prosumer Video, p. 172, 2001.*

* cited by examiner

Primary Examiner—Raphael Barkai

(74) *Attorney, Agent, or Firm*—Esteban A. Rockett

(57) **CLAIM**

The ornamental design for a consumer electronic product, as shown and described.

DESCRIPTION

FIG. 1 is a perspective view, from the front and above, of a consumer electronic product showing our new design;

FIG. 2 is a front view thereof;

FIG. 3 is a back view thereof;

FIG. 4 is a right side view thereof.

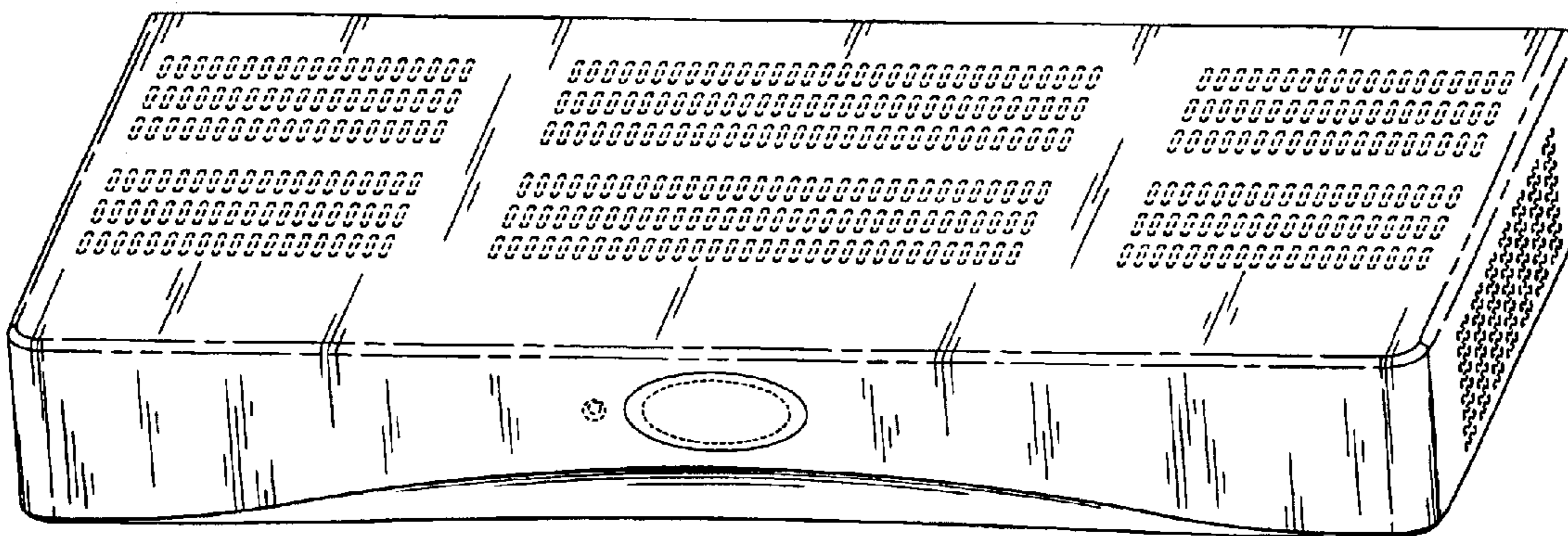
FIG. 5 is a left side view thereof;

FIG. 6 is a top view thereof; and,

FIG. 7 is a bottom view thereof.

The portions drawn in broken lines are shown for illustrative purposes only and do not form part of the claimed design.

1 Claim, 3 Drawing Sheets



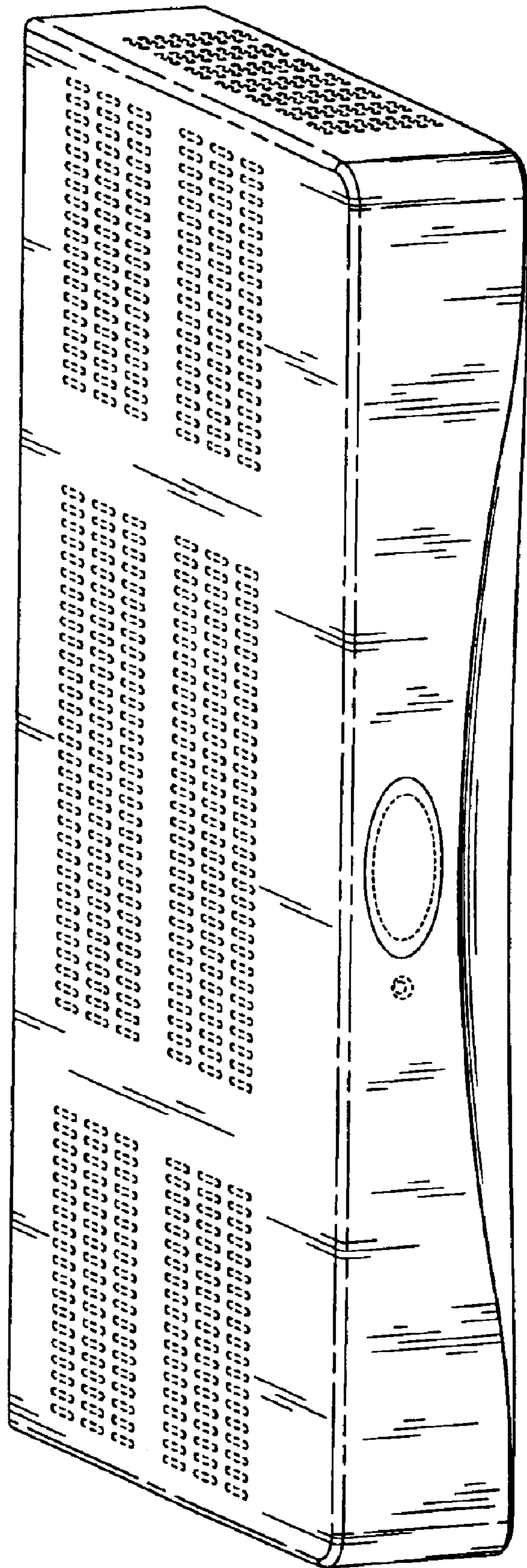


FIG. 1

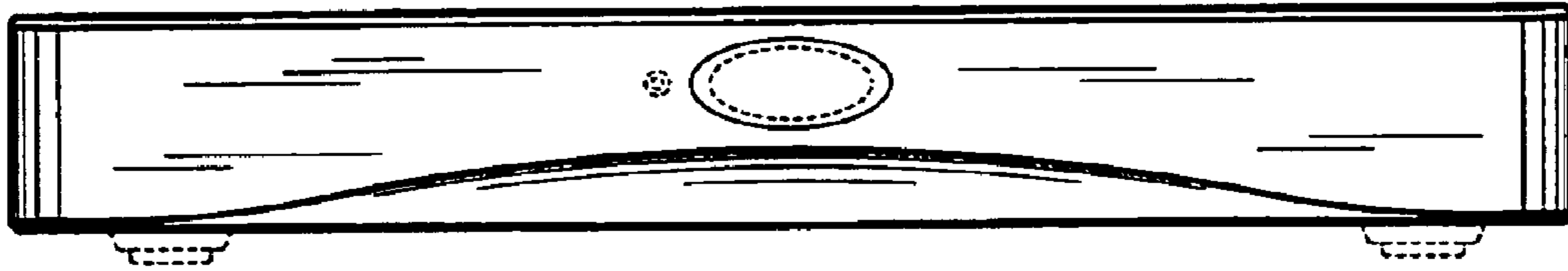


FIG. 2

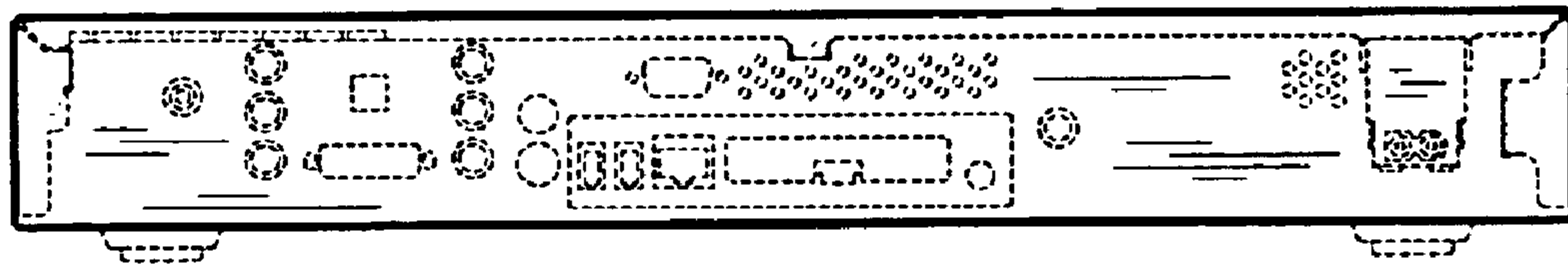


FIG. 3




FIG. 4




FIG. 5

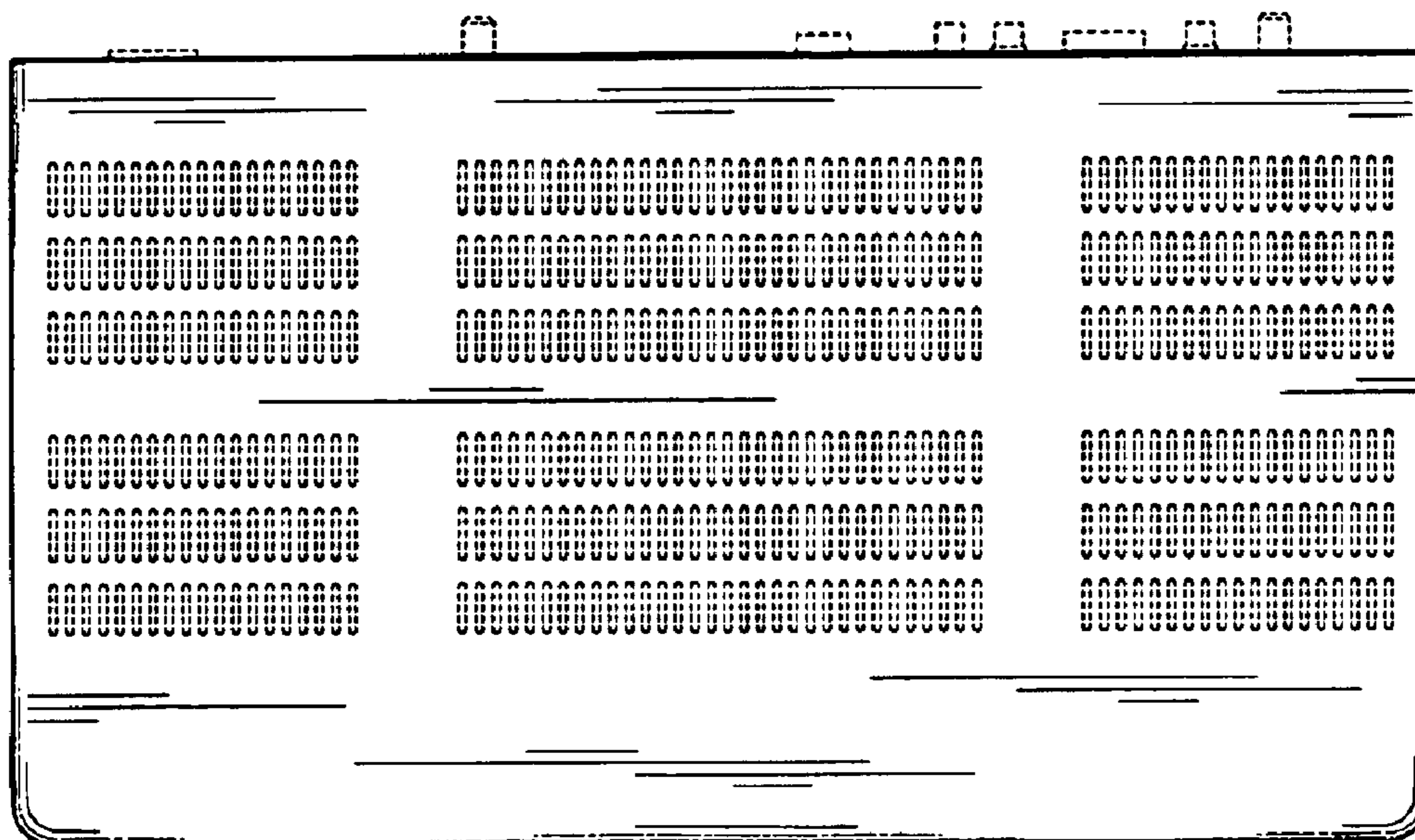


FIG. 6

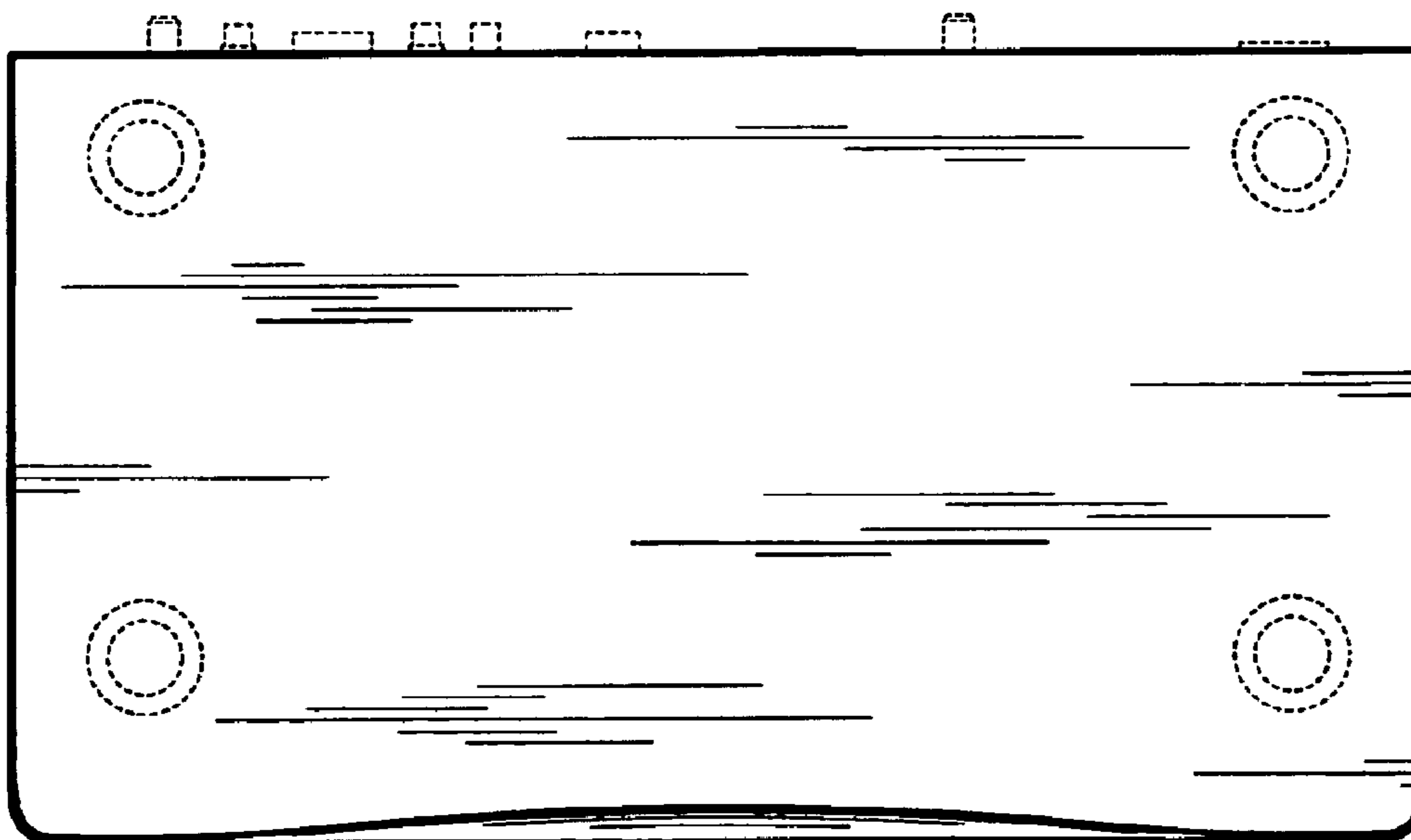


FIG. 7