

US00D509481S

(12) **United States Design Patent**  
**Murtaugh et al.**

(10) **Patent No.: US D509,481 S**  
(45) **Date of Patent: \*\* Sep. 13, 2005**

(54) **REMOTE DEVICE**

(75) Inventors: **John Patrick Murtaugh**, Lakewood, CA (US); **Ryan David Redenbaugh**, Huntington Beach, CA (US); **Douglas Mark Patton**, Irvine, CA (US); **James Dexter Tickle**, Moorpark, CA (US); **Patrick Harold Bair**, Camarillo, CA (US); **Carlos Solis Sanchez**, Oxnard, CA (US)

D423,462 S 4/2000 Jimenez et al.  
6,069,614 A 5/2000 Singhal  
6,127,920 A 10/2000 Chen  
D436,109 S 1/2001 Tong et al.  
6,352,434 B1 3/2002 Emmert  
6,366,202 B1 4/2002 Rosenthal  
6,394,813 B1 5/2002 Stout et al.  
6,544,075 B1 4/2003 Liao  
D477,571 S 7/2003 Huang et al.  
D482,006 S 11/2003 Stekelenburg  
D482,336 S 11/2003 Stekelenburg

(73) Assignee: **Interlink Electronics, Inc.**, Camarillo, CA (US)

(\*\*) Term: **14 Years**

(21) Appl. No.: **29/209,693**

(22) Filed: **Jul. 20, 2004**

**Related U.S. Application Data**

(62) Division of application No. 29/182,609, filed on May 29, 2003, now Pat. No. Des. 493,149.

(51) **LOC (8) Cl.** ..... **13-03**

(52) **U.S. Cl.** ..... **D13/168**

(58) **Field of Search** ..... D10/104, 106;  
D13/162, 168; D14/174, 218; 123/179.2;  
340/825, 825.22, 825.25, 825.31, 825.58,  
825.69, 825.72; 341/176; 455/151.1, 151.4,  
352

(56) **References Cited**

**U.S. PATENT DOCUMENTS**

D375,909 S 11/1996 Dziarsk et al.

*Primary Examiner*—Philip S. Hyder  
*Assistant Examiner*—Selina Sikder

(74) *Attorney, Agent, or Firm*—Brooks Kushman P.C.

(57) **CLAIM**

The ornamental design for a remote device, as shown and described.

**DESCRIPTION**

FIG. 1 is a perspective view of a remote device showing our new design;

FIG. 2 is a left side elevational view of FIG. 1, the right side being a mirror image thereof;

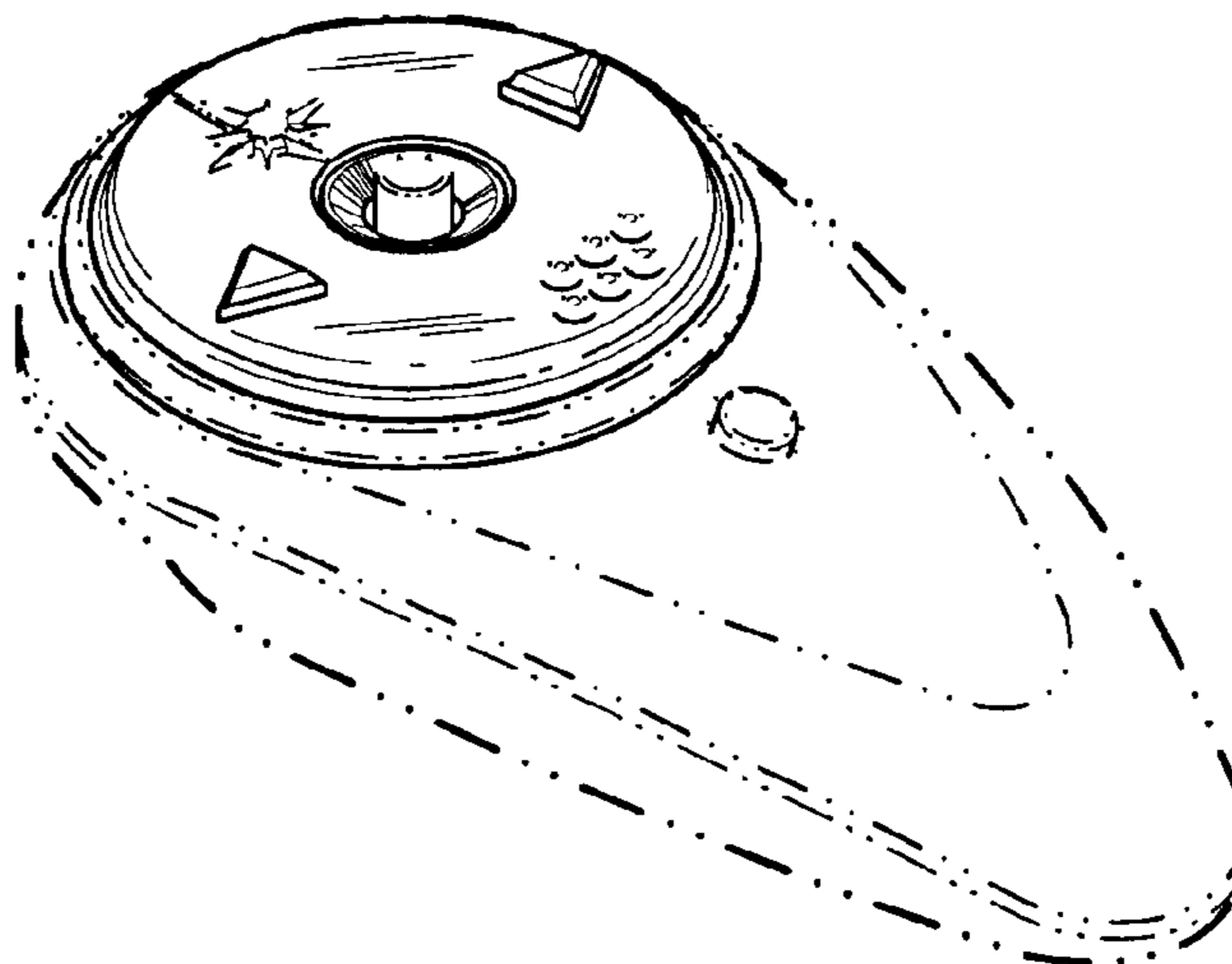
FIG. 3 is a top plan view of FIG. 1;

FIG. 4 is front elevational view of FIG. 1; and,

FIG. 5 is a rear elevational view of FIG. 1.

The broken lines are for illustrative purposes only and form no part of the claimed design.

**1 Claim, 1 Drawing Sheet**



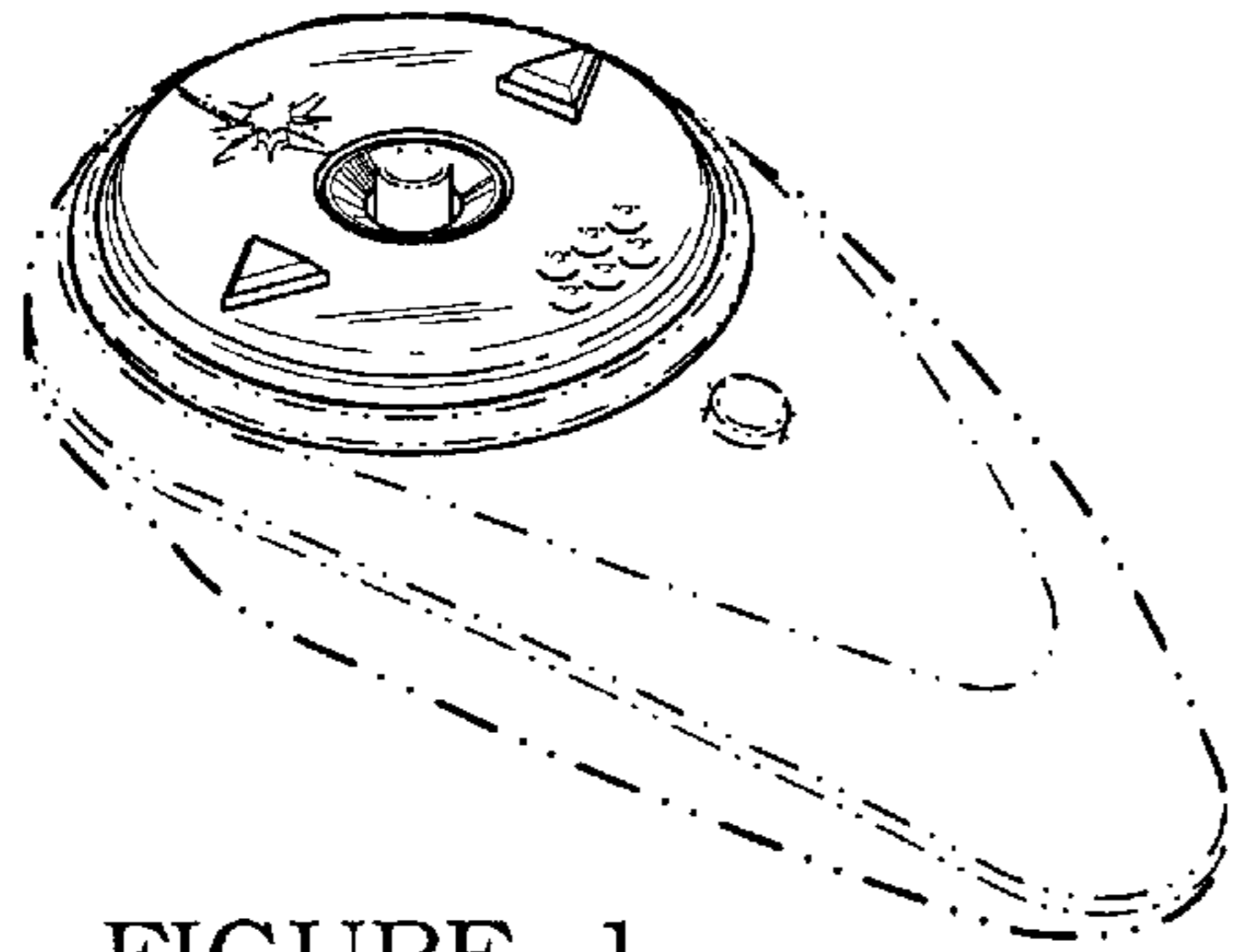


FIGURE 1

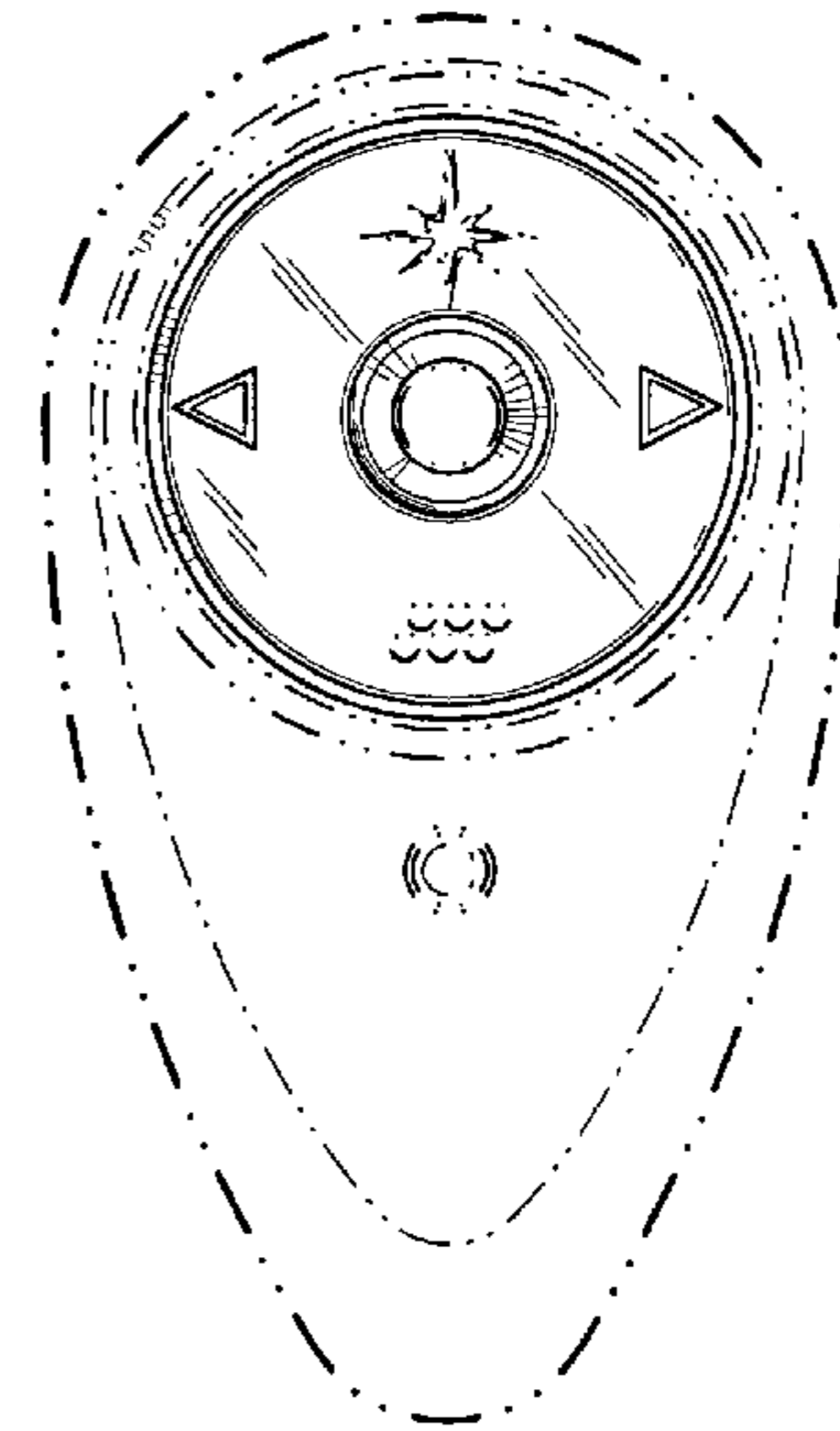


FIGURE 3




FIGURE 2

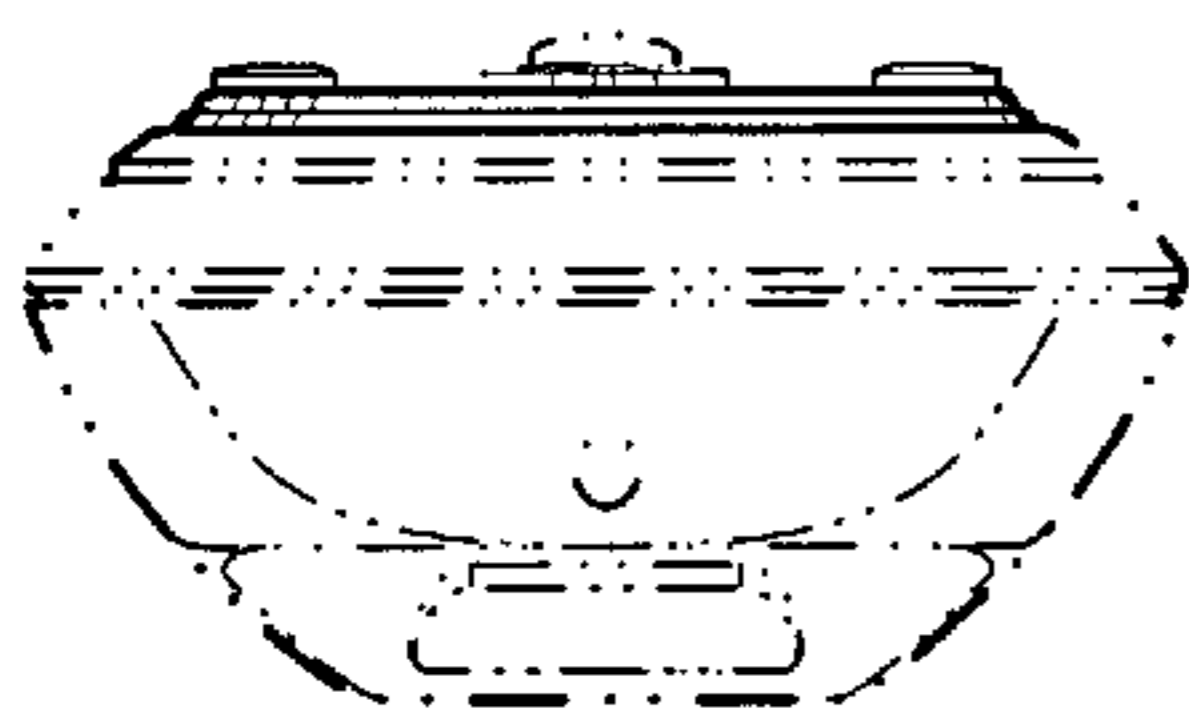


FIGURE 4

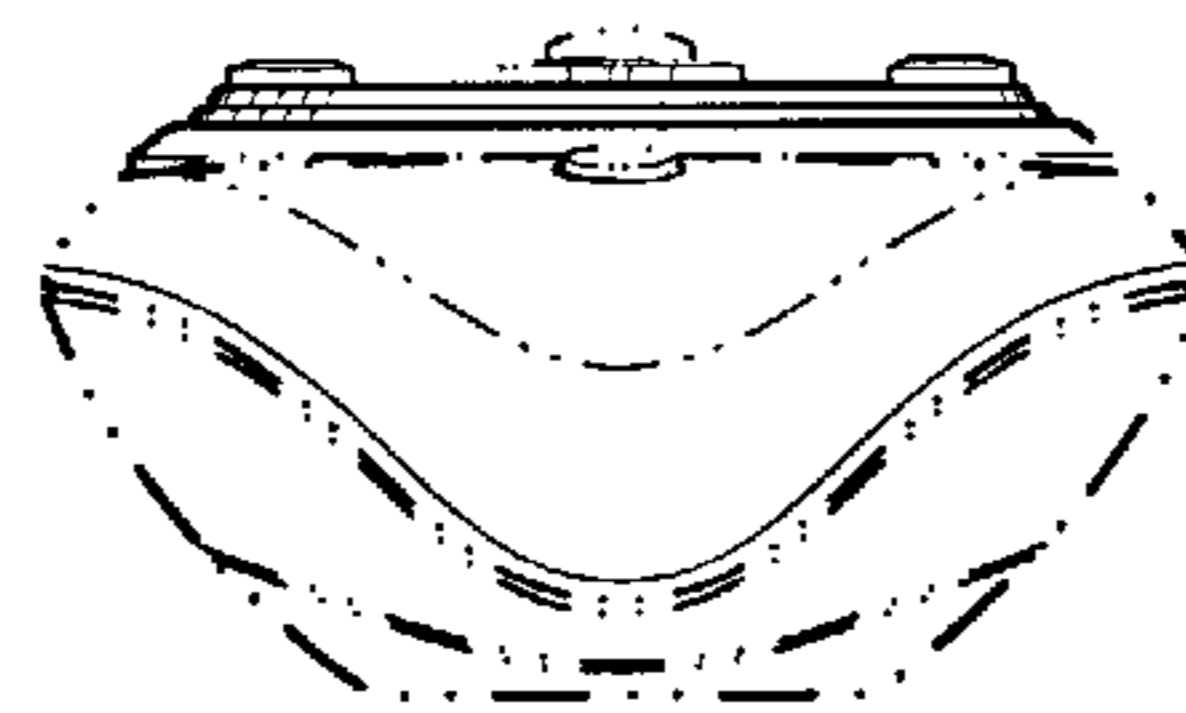


FIGURE 5