

US00D509458S

(12) **United States Design Patent**
Puett, III

(10) **Patent No.:** **US D509,458 S**

(45) **Date of Patent:** **** Sep. 13, 2005**

(54) **SPORT JERSEY WINDOW FLAG**
(76) **Inventor:** **Ralph Thomas Puett, III, 2975**
McDonald La., Corona, CA (US) 92881
(**) **Term:** **14 Years**

D408,132 S 4/1999 Fritsche
D413,971 S 9/1999 Fritsche
D444,291 S 7/2001 Poradzisz
D484,434 S 12/2003 Andrys
D488,090 S 4/2004 Hester
2002/0011502 A1 * 1/2002 Preyss 223/120
2004/0083529 A1 * 5/2004 Tate 2/115

(21) **Appl. No.:** **29/211,578**
(22) **Filed:** **Aug. 18, 2004**

* cited by examiner

Primary Examiner—Jeffrey Asch
Assistant Examiner—Elizabeth Albert

(51) **LOC (8) Cl.** **11-05**
(52) **U.S. Cl.** **D11/172**
(58) **Field of Search** D2/717, 739, 840,
D2/862, 863; D11/131, 133, 157, 165, 166,
167, 168, 169, 170, 171, 172, 173, 174,
175, 176, 177, 178, 179, 180, 181, 182,
183; D20/11; 116/173, 174, 175; 428/13,
542.2, 542.4

(57) **CLAIM**

I claim the ornamental design for a sport jersey window flag,
as shown and described.

DESCRIPTION

FIG. 1 is a front view of the sport jersey window flag;
FIG. 2 is a left side view of the sport jersey window flag;
FIG. 3 is a top/bottom view of the sport jersey window flag;
FIG. 4 is a back view of the sport jersey window flag; and,
FIG. 5 is a right side view of the sport jersey window flag.
The evenly spaced pattern of broken lines in the drawings
represents a pattern of stitching. The long and short broken
lines showing environment in the drawings are for illustra-
tive purposes only and form no part of the claimed design.
The crisscross pattern of lines in the drawings represents
material and is understood to be distributed uniformly over
the surface of the flag.

(56) **References Cited**
U.S. PATENT DOCUMENTS

D60,773 S 4/1922 Carter
D159,156 S 6/1950 Kelly et al.
D264,571 S 5/1982 Ornatek
D288,677 S 3/1987 Nienhuis
D321,786 S 11/1991 Kraus
D384,597 S 10/1997 Witteveen
D393,736 S 4/1998 Rubin
D399,052 S 10/1998 Fritsche
D407,346 S 3/1999 Wyatt et al.
D408,131 S 4/1999 Fritsche

1 Claim, 1 Drawing Sheet

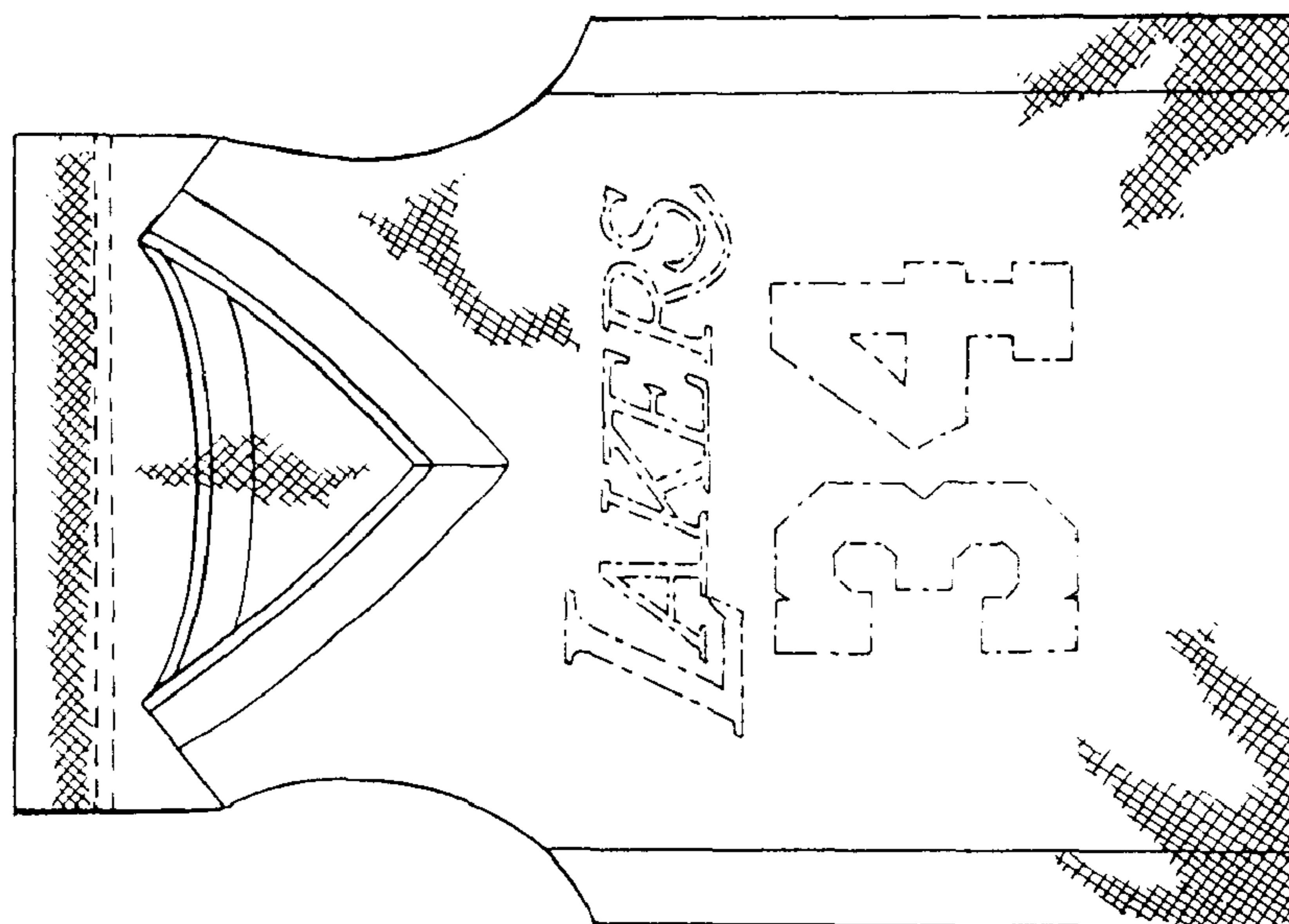


FIG. 1

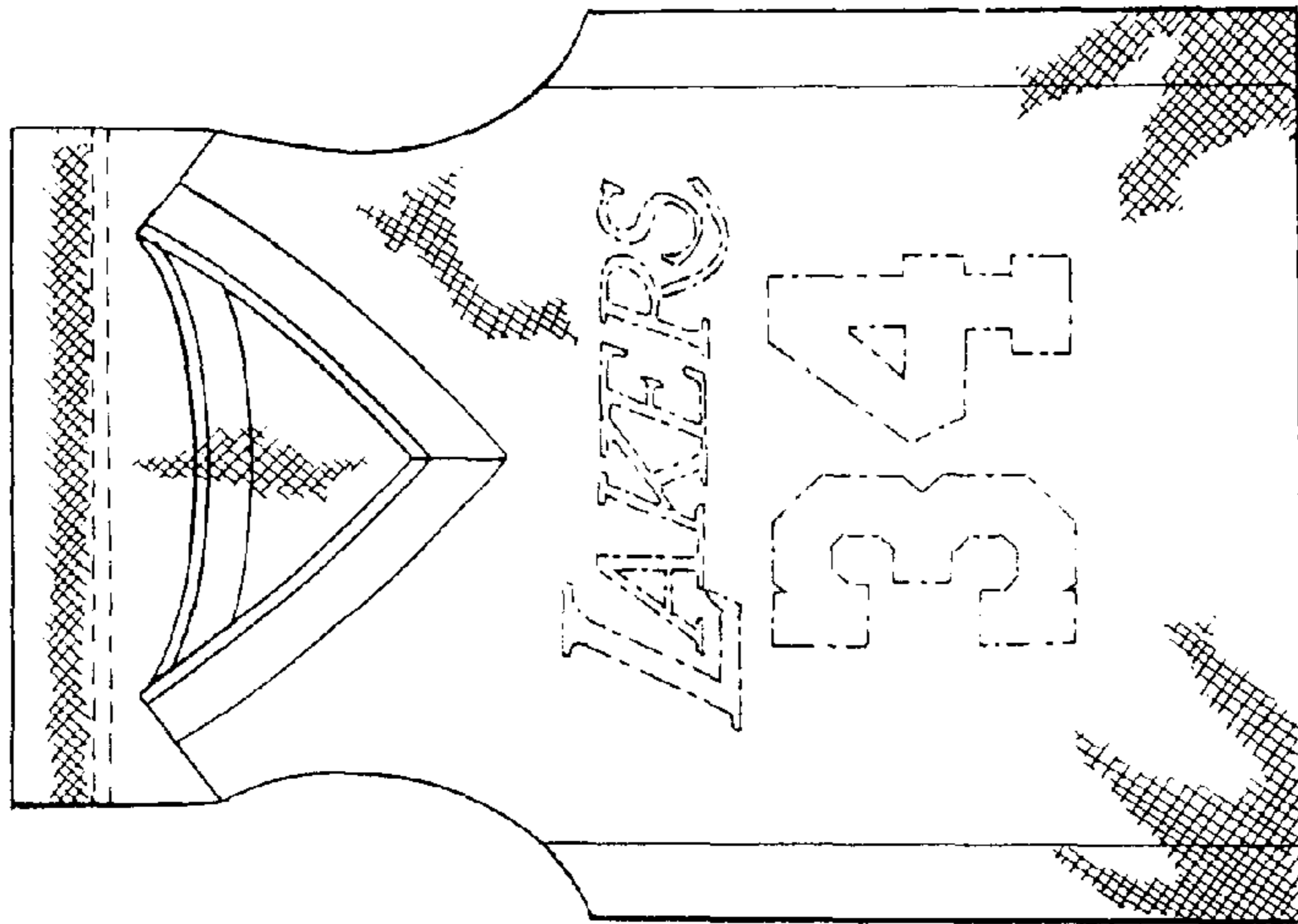


FIG. 2



FIG. 3

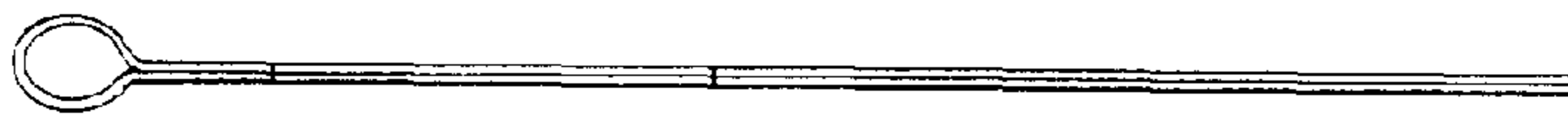


FIG. 5

FIG. 4

