

US00D509448S

(12) **United States Design Patent**
Scheufele

(10) **Patent No.:** **US D509,448 S**

(45) **Date of Patent:** **** Sep. 13, 2005**

(54) **WATCH**

(75) **Inventor:** **Karl-Friedrich Scheufele, Prangins**
(CH)

(73) **Assignee:** **Chopard International SA, Prangins**
(CH)

(**) **Term:** **14 Years**

(21) **Appl. No.:** **29/208,100**

(22) **Filed:** **Jun. 23, 2004**

(30) **Foreign Application Priority Data**

Dec. 24, 2003 (WO) DMA/006 169

(51) **LOC (8) Cl.** **10-02**

(52) **U.S. Cl.** **D10/39**

(58) **Field of Search** D10/1-40, 122-132;
368/280-282, 276-277, 285, 294-295

(56) **References Cited**

U.S. PATENT DOCUMENTS

D329,613 S * 9/1992 Yano D10/39
D366,427 S * 1/1996 Dumas D10/39

D370,859 S * 6/1996 Scheufele D10/39
D371,308 S * 7/1996 Wunderman D10/39
D388,716 S * 1/1998 Wunderman D10/39
D392,902 S * 3/1998 Mouawad D10/30
D417,404 S * 12/1999 Berliat D10/38
D420,600 S * 2/2000 Gruosi-Scheufele D10/39
D430,809 S * 9/2000 Polenberg D10/39
D438,474 S * 3/2001 Dumas D10/39

* cited by examiner

Primary Examiner—Nelson C. Holtje

(74) *Attorney, Agent, or Firm*—McGlew and Tuttle, P.C.


(57) **CLAIM**

The ornamental design for a watch, as shown and described.

DESCRIPTION

FIG. 1 is a right side view of my new watch;
FIG. 2 is a top view thereof;
FIG. 3 is a left side view thereof;
FIG. 4 is a front end view thereof;
FIG. 5 is a bottom view thereof;
FIG. 6 is a rear end view thereof; and,
FIG. 7 is a top right perspective view thereof.

1 Claim, 5 Drawing Sheets






FIG. 3

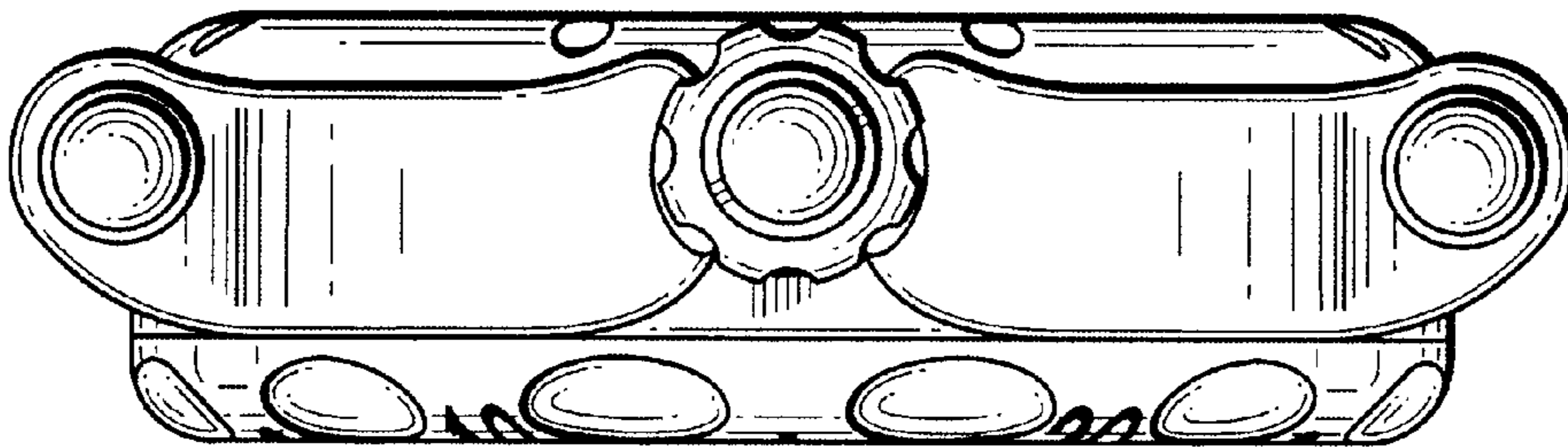


FIG. 1




FIG. 2

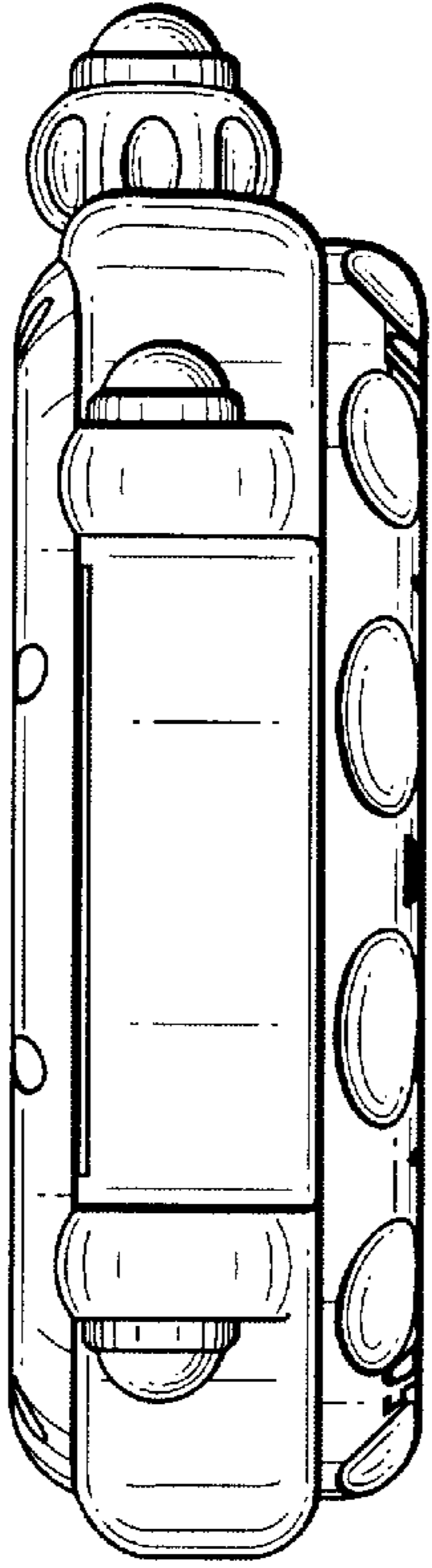


FIG. 6

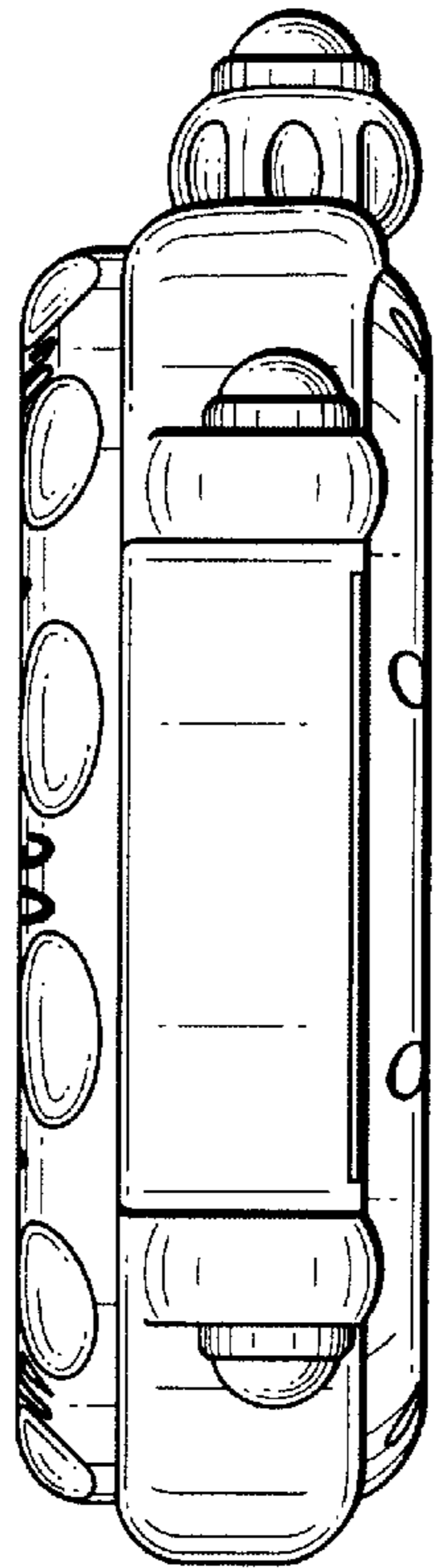


FIG. 4

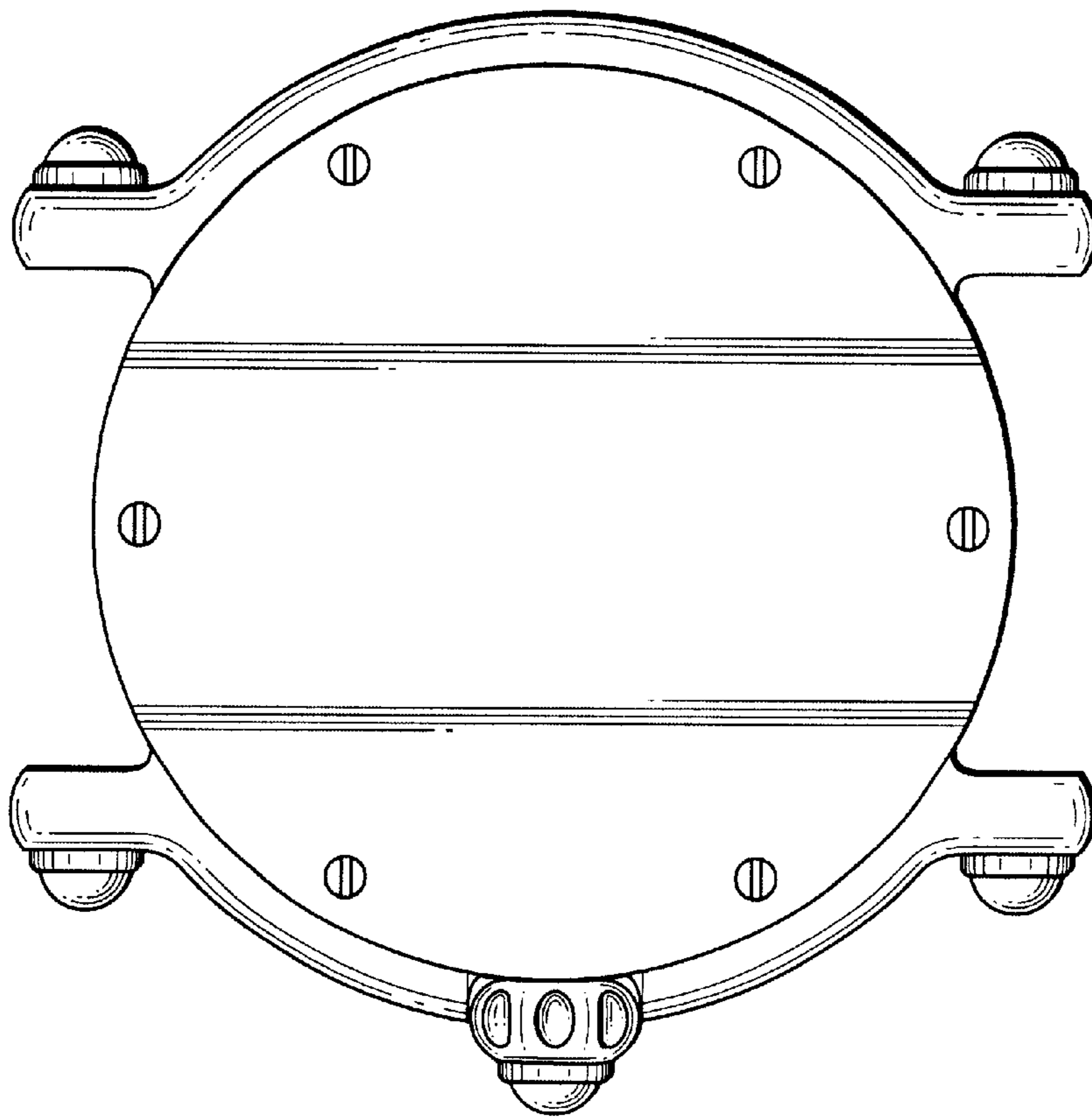


FIG. 5




FIG. 7