

US00D509446S

(12) **United States Design Patent**
Wunderman

(10) **Patent No.:** **US D509,446 S**
(45) **Date of Patent:** **** Sep. 13, 2005**

(54) **WRISTWATCH**

(75) **Inventor:** **Severin Wunderman**, Los Angeles, CA
(US)

(73) **Assignee:** **Montres Corum SA**, La
Chaux-de-Fonds (CH)

(**) **Term:** **14 Years**

(21) **Appl. No.:** **29/214,102**

(22) **Filed:** **Sep. 29, 2004**

(30) **Foreign Application Priority Data**

Mar. 30, 2004 (WO) DMA/006 230

(51) **LOC (8) Cl.** **10-02**

(52) **U.S. Cl.** **D10/32**

(58) **Field of Search** D10/1-39, 122-132;
368/276-277, 281-282, 285, 293-295;
D11/3-25; 63/1.1, 3, 5, 11; 224/164, 168,
178

(56) **References Cited**

U.S. PATENT DOCUMENTS

D19,255 S * 8/1889 Harding D10/124
D473,799 S * 4/2003 Wunderman D10/32

OTHER PUBLICATIONS

Swiss Watch & Jewelry Journal—Apr. 1985—p.654—
Watch at bottom-right.*

Swiss Watch & Jewelry Journal—Feb. 1987—p.434—
Watches at top-left.*

Timex Corporation, Catalog of 1996—May 2, 1996—p.16—
W3atch at top-left.*

Swiss Watch & Jewelry Journal—Jun. 1983—p.613—
Watch at bottom-left.*

* cited by examiner

Primary Examiner—Nelson C. Holtje

(74) *Attorney, Agent, or Firm*—Sughrue Mion, PLLC

(57) **CLAIM**

The ornamental design for a wristwatch, as shown.

DESCRIPTION

FIG. 1 is a perspective view of the top, front and right side
of a wristwatch showing my new design;

FIG. 2 is a front elevational view thereof;

FIG. 3 is a rear elevational view thereof;

FIG. 4 is a right side elevational view thereof;

FIG. 5 is a left side elevational view thereof;

FIG. 6 is a top plan view thereof; and,

FIG. 7 is a bottom plan view thereof.

1 Claim, 2 Drawing Sheets




FIG. 1



FIG. 2



FIG. 3

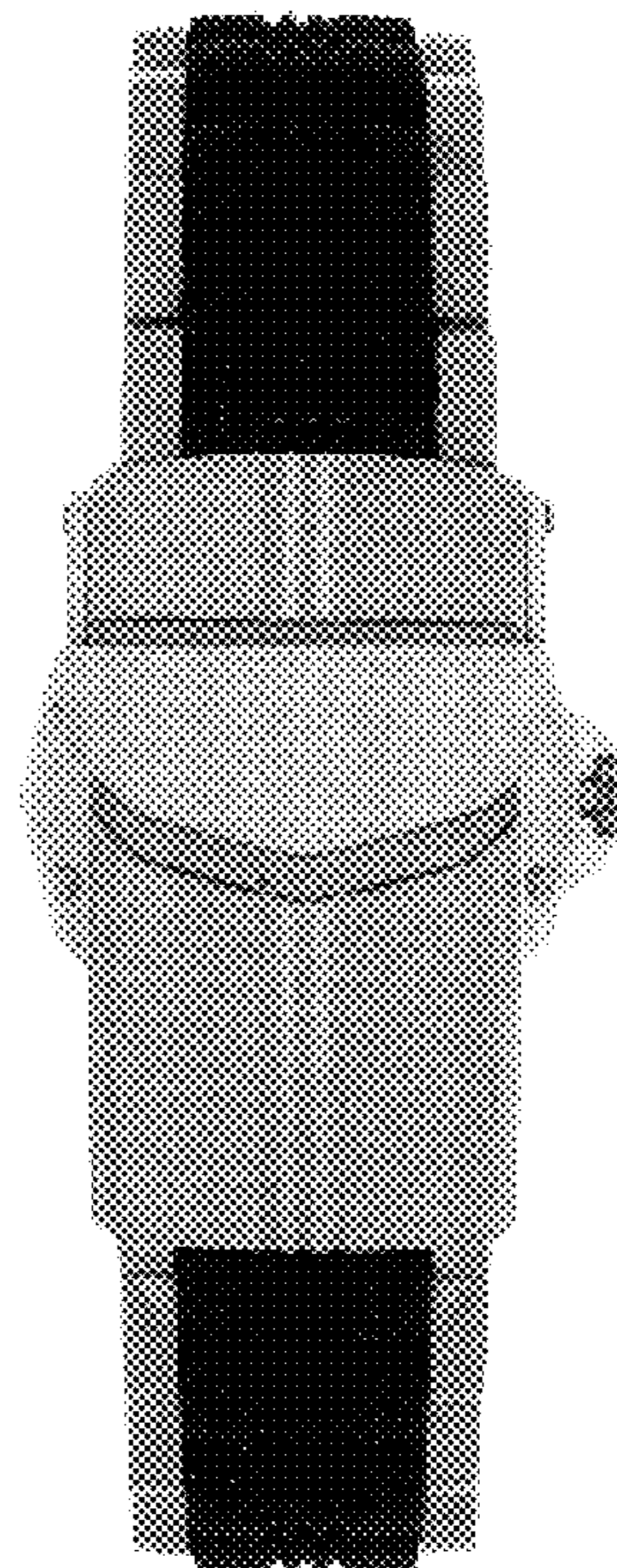


FIG. 4




FIG. 5




FIG. 6

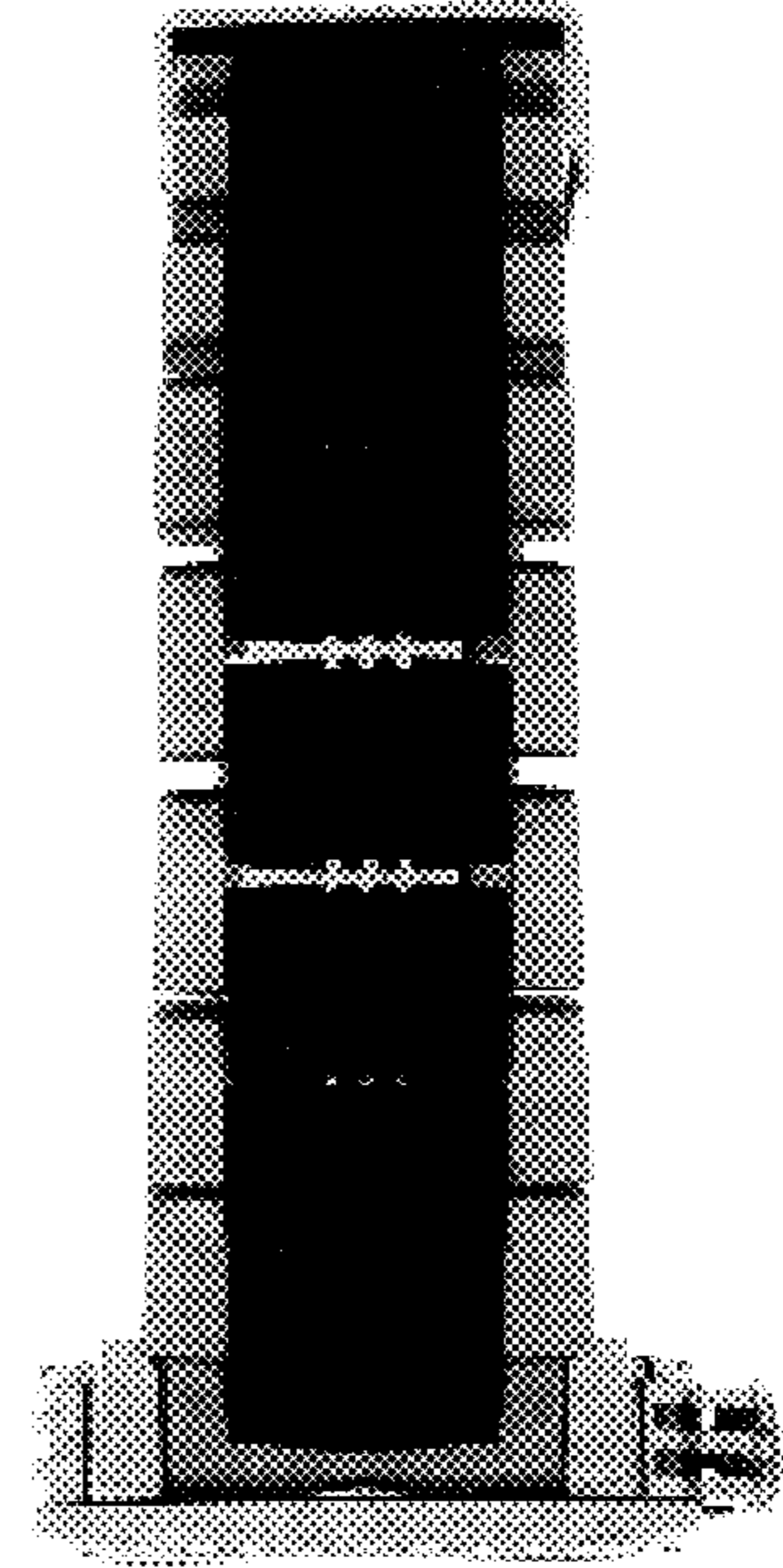


FIG. 7

