

US00D509439S

(12) **United States Design Patent**  
**Higuchi**

(10) **Patent No.: US D509,439 S**

(45) **Date of Patent: \*\* Sep. 13, 2005**

(54) **CONTAINER FOR DRINKS**

(75) **Inventor: Mitsuo Higuchi, Yamanashi (JP)**

(73) **Assignee: Gohsho Company, Limited, Yamanashi (JP)**

(\*\*) **Term: 14 Years**

(21) **Appl. No.: 29/190,526**

(22) **Filed: Sep. 23, 2003**

(30) **Foreign Application Priority Data**

Jul. 28, 2003 (JP) ..... 2003-021794

(51) **LOC (8) Cl. .... 09-01**

(52) **U.S. Cl. .... D9/683**

(58) **Field of Search** ..... D24/197, 115;  
D9/538, 349, 502, 562, 301, 516, 683,  
690, 738, 756; D7/512; 215/396, 398, 400;  
220/666; 138/177

(56) **References Cited**

**U.S. PATENT DOCUMENTS**

- 2,780,378 A \* 2/1957 Mose ..... 215/11.1
- 3,301,293 A \* 1/1967 Santelli ..... 220/666
- 3,474,844 A \* 10/1969 Lindstrom et al. .... 220/666
- D229,034 S \* 11/1973 Miller et al. .... D9/683
- D238,710 S \* 2/1976 Cacanindin ..... D24/117
- 3,939,887 A \* 2/1976 Scarnato ..... 220/666
- 3,939,888 A \* 2/1976 Scarnato ..... 220/666
- 4,122,980 A \* 10/1978 Lavery ..... 222/207
- D286,856 S \* 11/1986 Anscomb ..... D9/683

- D292,555 S \* 11/1987 Chesterfield ..... D9/683
- 5,333,761 A \* 8/1994 Davis et al. .... 222/212
- D370,388 S \* 6/1996 Cusick et al. .... D7/512
- 5,584,413 A \* 12/1996 Jung ..... 220/666
- D401,344 S \* 11/1998 Bonds ..... D24/197
- 5,979,326 A \* 11/1999 Ohinata ..... 101/494
- 6,105,815 A \* 8/2000 Mazda ..... 220/666
- D474,973 S \* 5/2003 Higuchi ..... D9/502
- D493,724 S \* 8/2004 Higuchi ..... D9/538

\* cited by examiner

*Primary Examiner*—Prabhakar Deshmukh

*Assistant Examiner*—Jean E. McCormick

(74) *Attorney, Agent, or Firm*—Reed Smith LLP; Stanley P. Fisher, Esq.; Juan Carlos A. Marquez, Esq.

(57) **CLAIM**

The ornamental design for a container for drinks, as shown and described.

**DESCRIPTION**

The article is a plastic container, possibly for drinking water, which has a curved shoulder and a bellows barrel.

FIG. 1 is a front view of a container showing my design, with all other sides being identical;

FIG. 2 is a top plan view thereof;

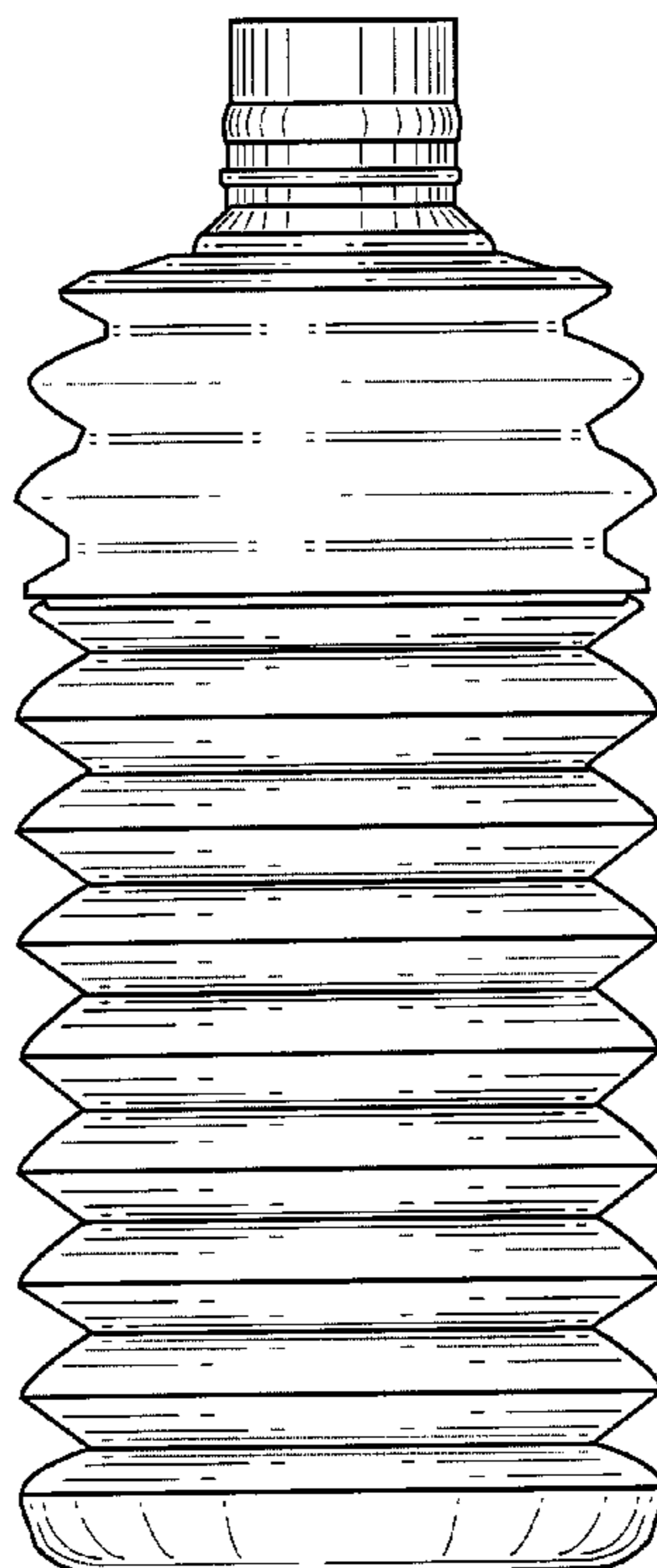
FIG. 3 is a bottom plan view thereof;

FIG. 4 is a front view thereof in collapsed condition;

FIG. 5 is a cross-sectional view thereof, in a collapsed condition taken at line 5—5 of FIG. 2; and,

FIG. 6 is a cross sectional view thereof taken of area 6 of FIG. 1.

**1 Claim, 4 Drawing Sheets**




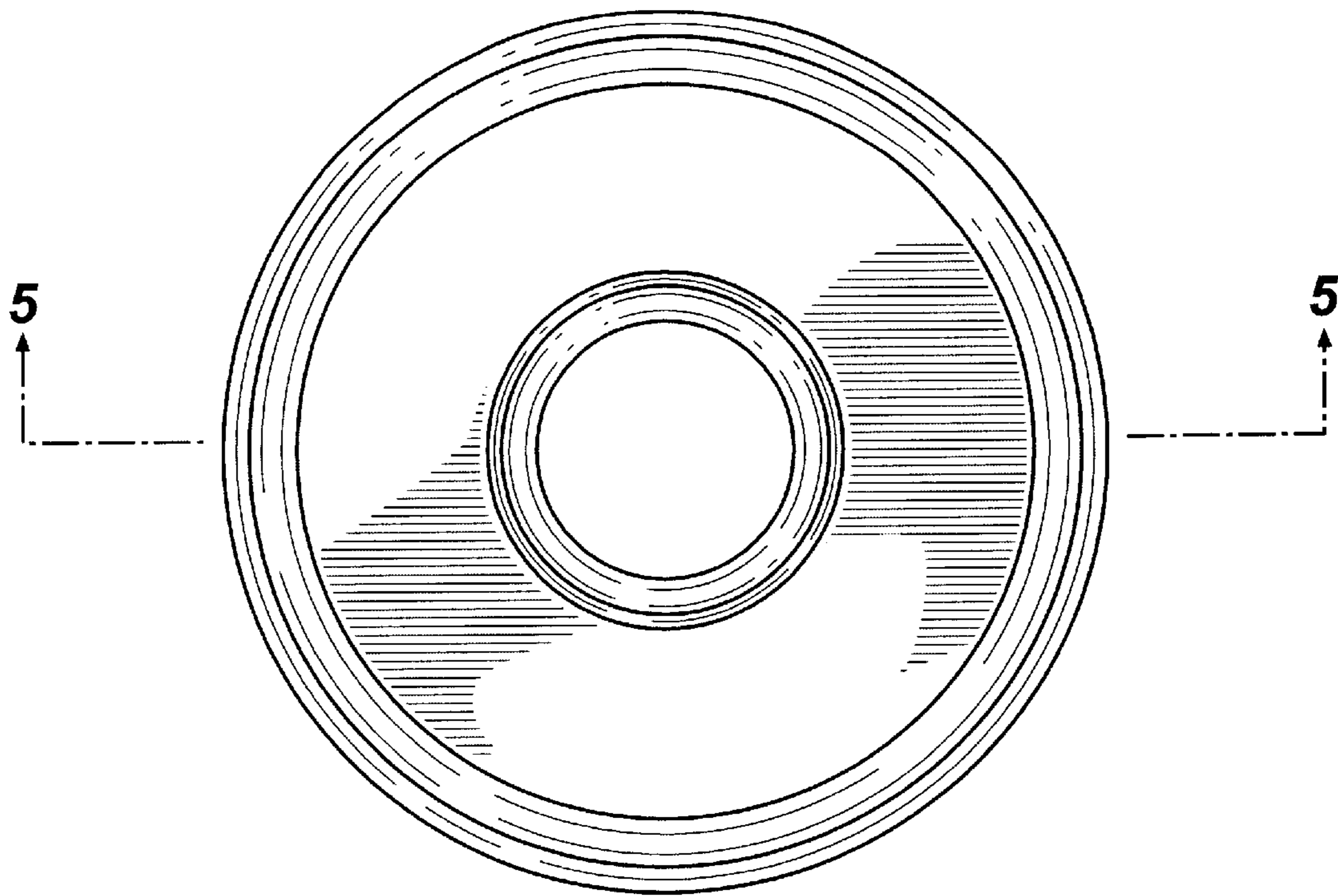
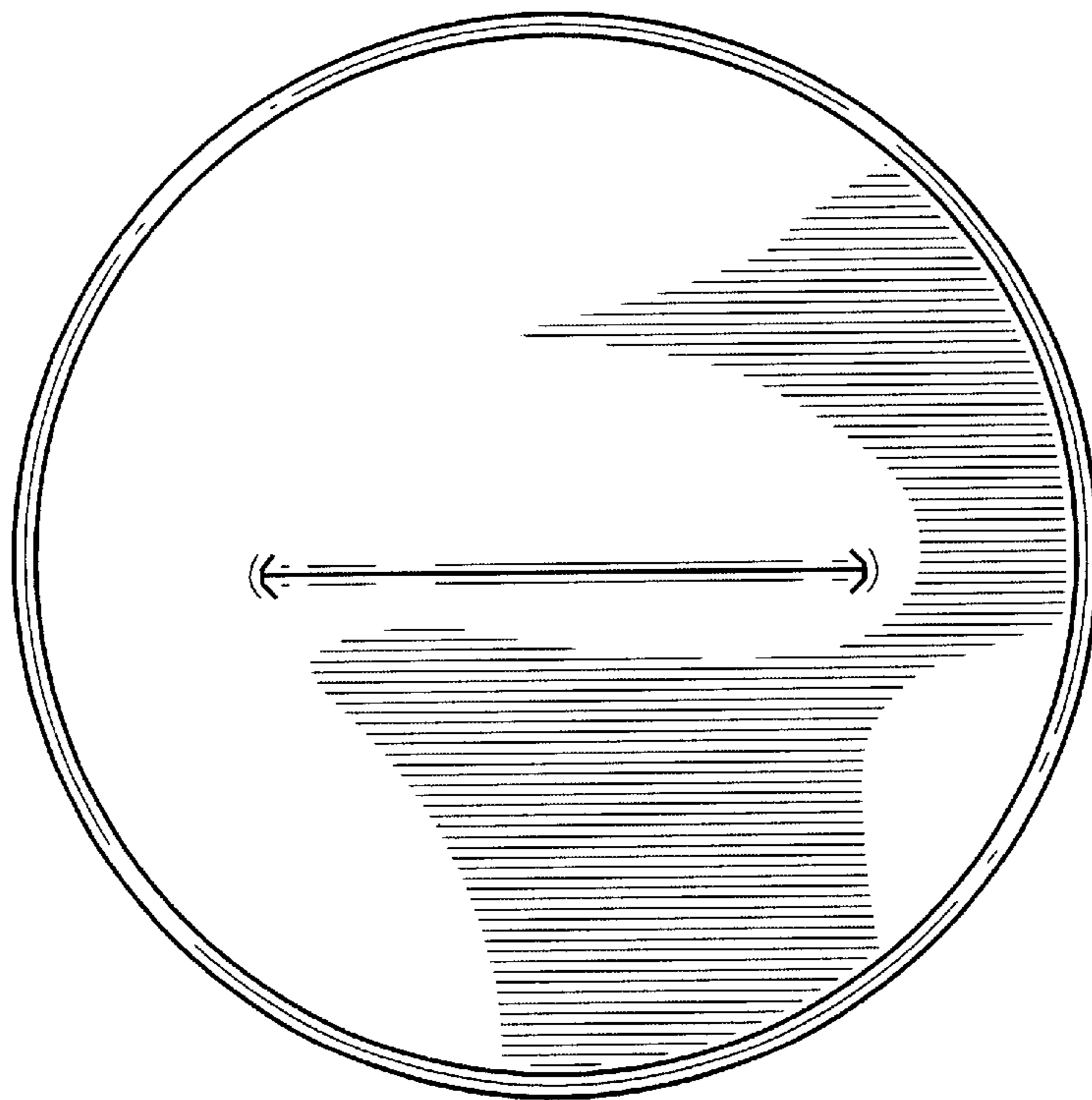


FIG. 6


**FIG. 1**



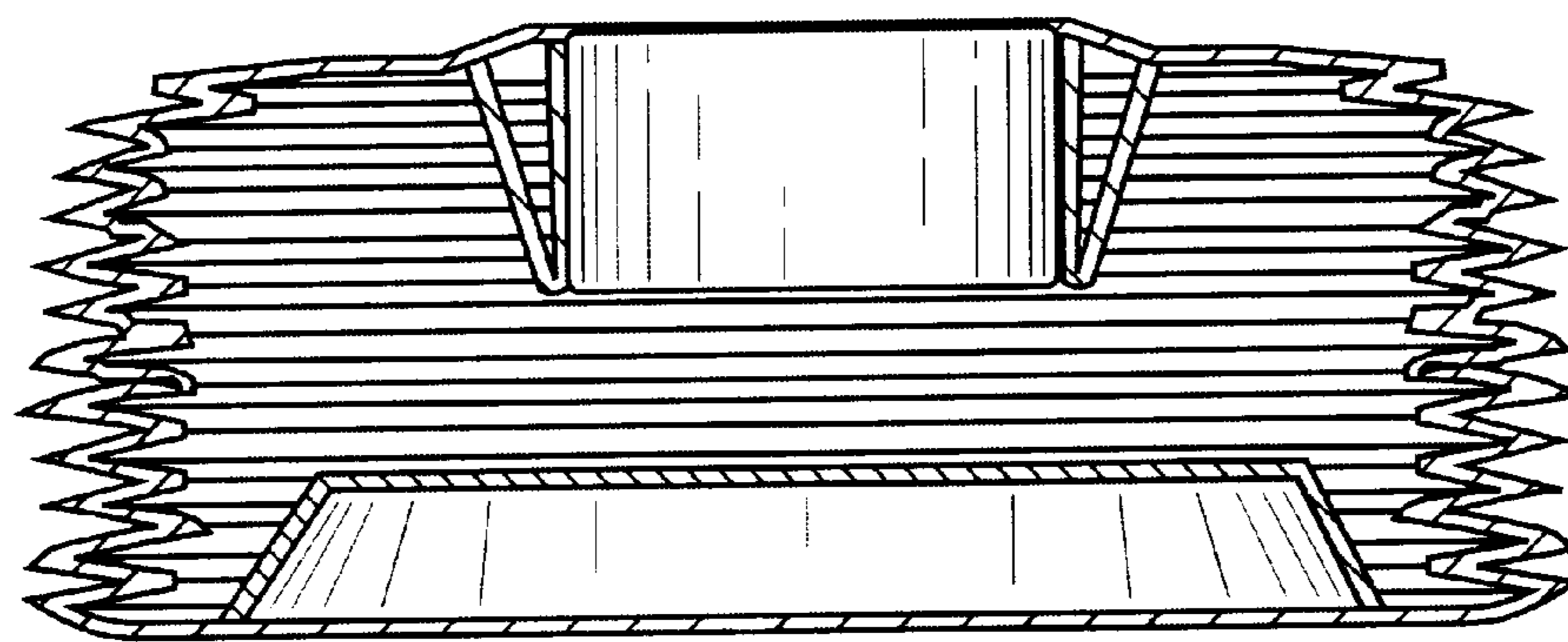
**FIG. 2**



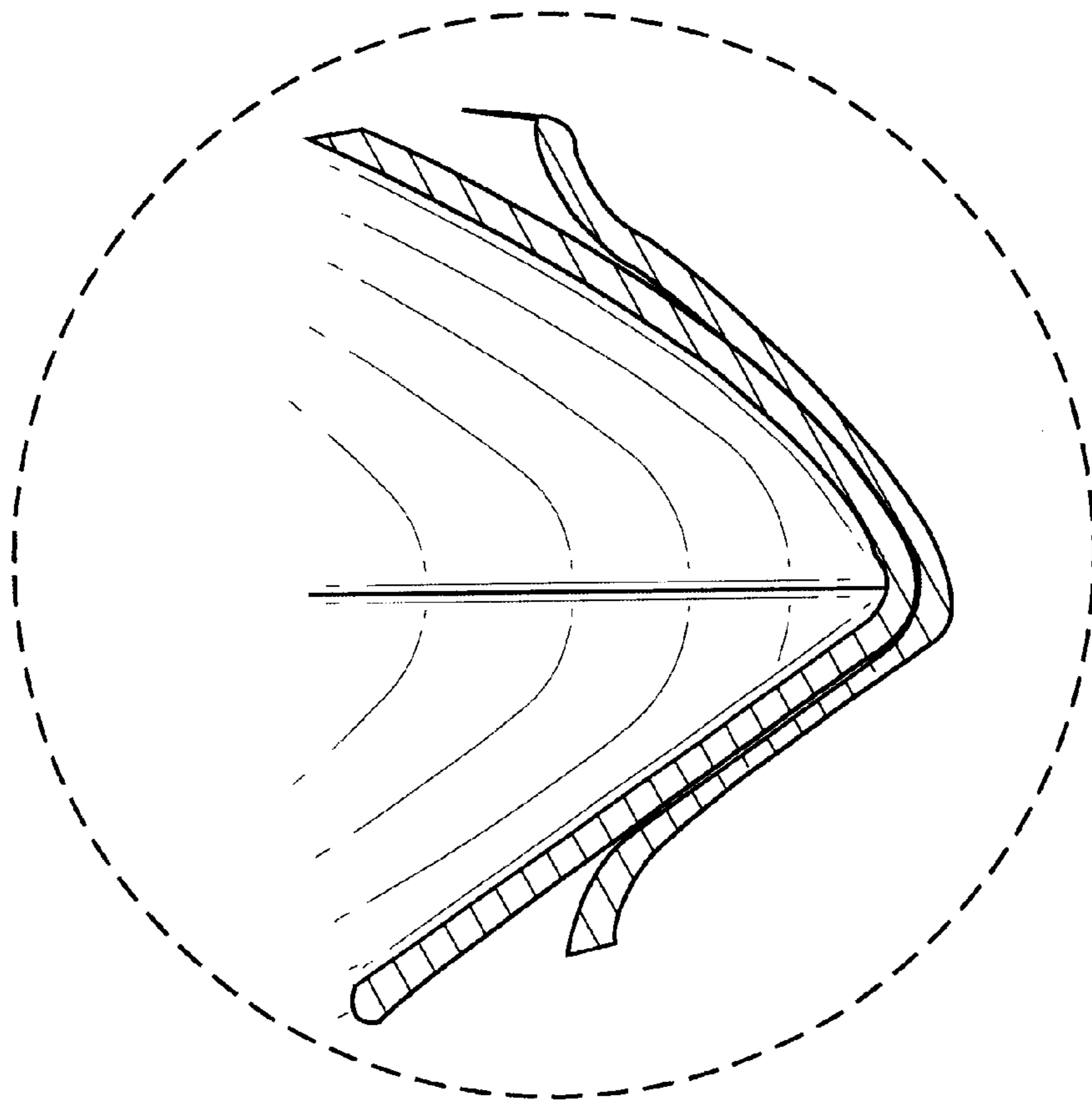
**FIG. 3**



**FIG. 4**



**FIG. 5**



**FIG. 6**