

US00D509433S

(12) **United States Design Patent**  
Trayser et al.

(10) **Patent No.:** **US D509,433 S**

(45) **Date of Patent:** **\*\* Sep. 13, 2005**

(54) **BOTTLE WITH SLEEVE**

(75) Inventors: **Bradford Trayser**, Chicago, IL (US);  
**Jon Deitelbaum**, Chicago, IL (US);  
**Daniel Stoothoff**, Chicago, IL (US)

(73) Assignee: **Jstar Brands, LLC**, Chicago, IL (US)

(\*\*) Term: **14 Years**

(21) Appl. No.: **29/185,768**

(22) Filed: **Jul. 1, 2003**

(51) **LOC (8) Cl.** ..... **09-01**

(52) **U.S. Cl.** ..... **D9/501; D9/505; D9/545**

(58) **Field of Search** ..... D9/500-505, 516-517,  
D9/529, 544-546, 549, 558; 215/381-385,  
396, 398, 400, 12.1-12.2, 370-371, 375,  
291, 296, 355; D7/608

(56) **References Cited**

**U.S. PATENT DOCUMENTS**

1,222,765	A	*	4/1917	Hudson	.....	215/296
3,070,281	A	*	12/1962	Durkin et al.	.....	229/93
D210,514	S	*	3/1968	Brammer	.....	D9/550
3,604,584	A	*	9/1971	Shank, Jr.	.....	215/12.2
D243,583	S	*	3/1977	Reynolds	.....	D9/501
D289,260	S	*	4/1987	Weckman	.....	D9/501
D354,228	S	*	1/1995	Boisset	.....	D9/503
5,944,208	A	*	8/1999	Gale	.....	215/296

D414,111	S	*	9/1999	Herrmann	.....	D9/503
D422,916	S	*	4/2000	Herrmann	.....	D9/501
D434,985	S	*	12/2000	Colonna	.....	D9/516
D452,442	S	*	12/2001	Bowen	.....	D9/503
D461,410	S	*	8/2002	Zutler	.....	D9/500
D461,411	S	*	8/2002	Zutler	.....	D9/500
D474,979	S	*	5/2003	Leonidovych et al.	.....	D9/558

\* cited by examiner

*Primary Examiner*—Carol Rademaker

(74) *Attorney, Agent, or Firm*—Winston & Strawn LLP

(57) **CLAIM**

The ornamental design for a bottle with sleeve, as shown and described.

**DESCRIPTION**

FIG. 1 is a front view of the bottle with sleeve, shown without the sleeve and bottle stopper portions for clarity of illustration;

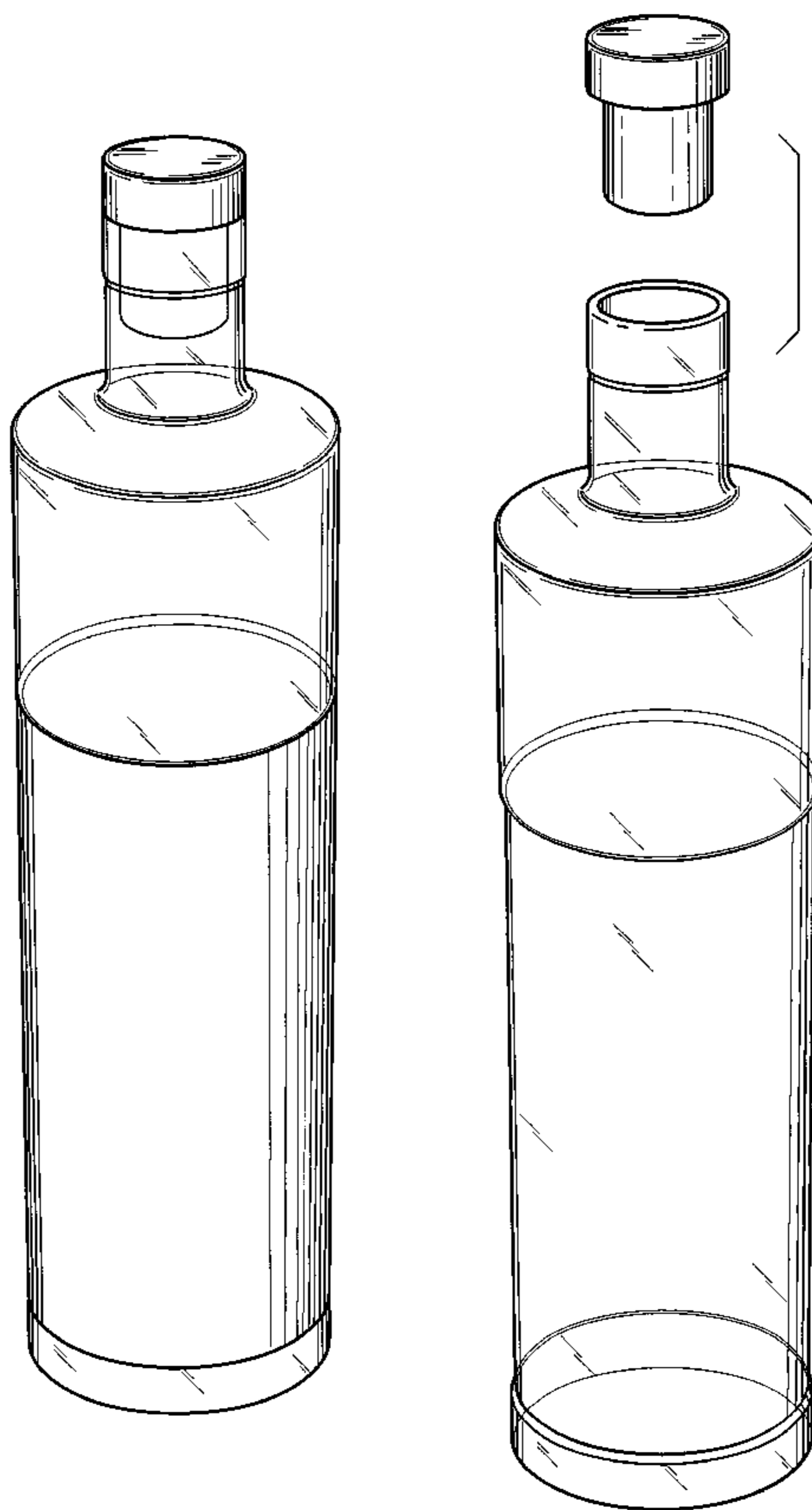
FIG. 2 is a perspective view of the bottle with sleeve shown with the sleeve and bottle stopper placed on the bottle of FIG. 1;

FIG. 3 is an exploded view of the bottle with sleeve showing the bottle and stopper in exploded condition, shown without the sleeve portion for clarity of illustration;

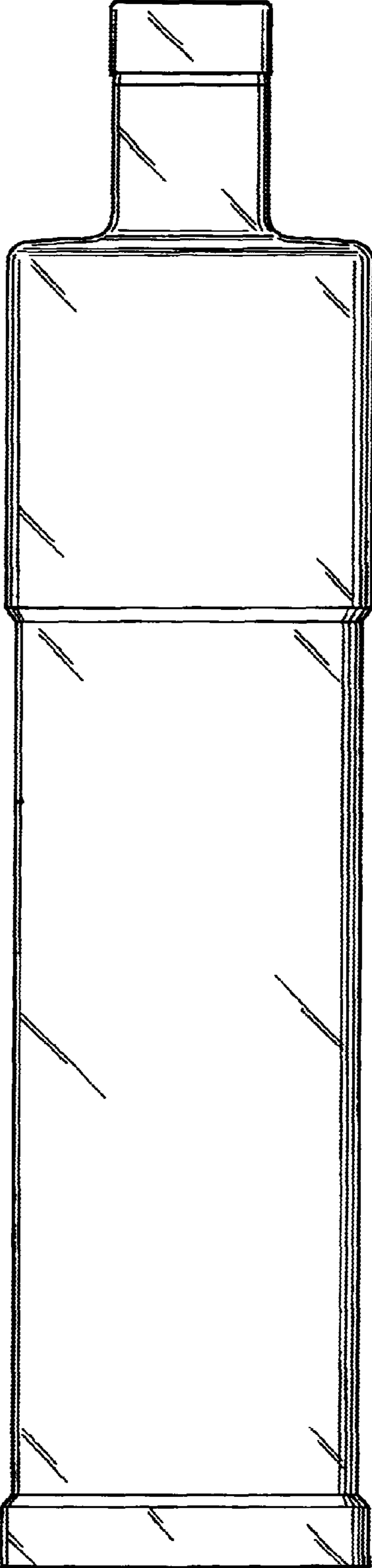
FIG. 4 is a top plan view of FIG. 1; and,

FIG. 5 is bottom plan view of FIG. 1.

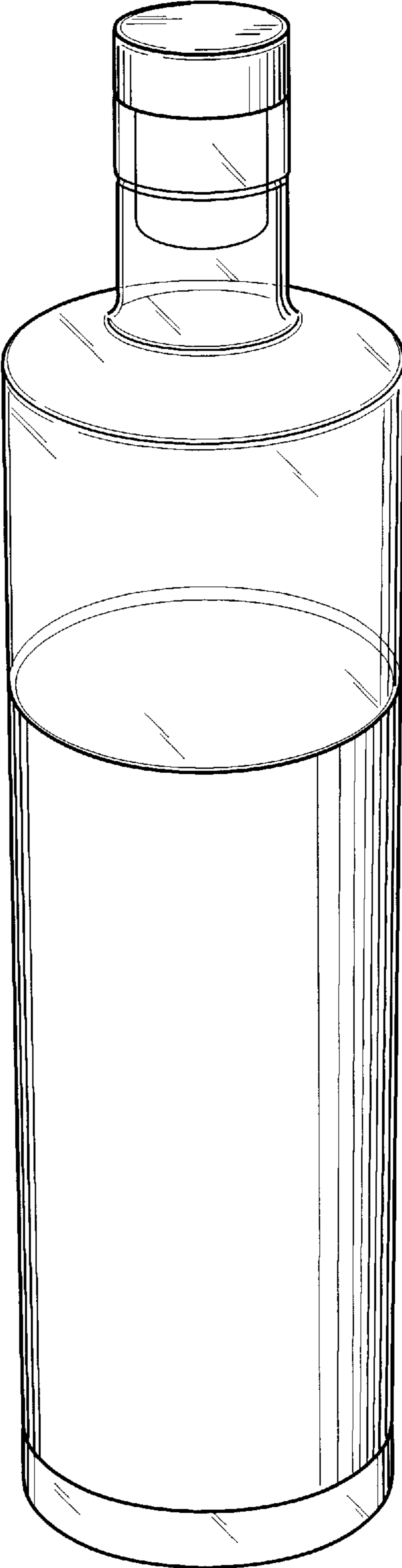
**1 Claim, 4 Drawing Sheets**



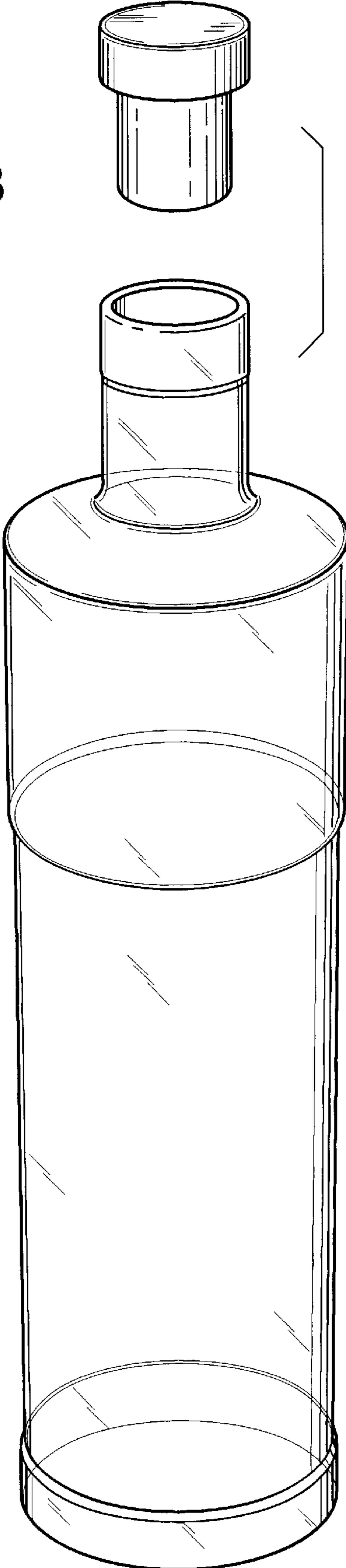
**FIG. 1**



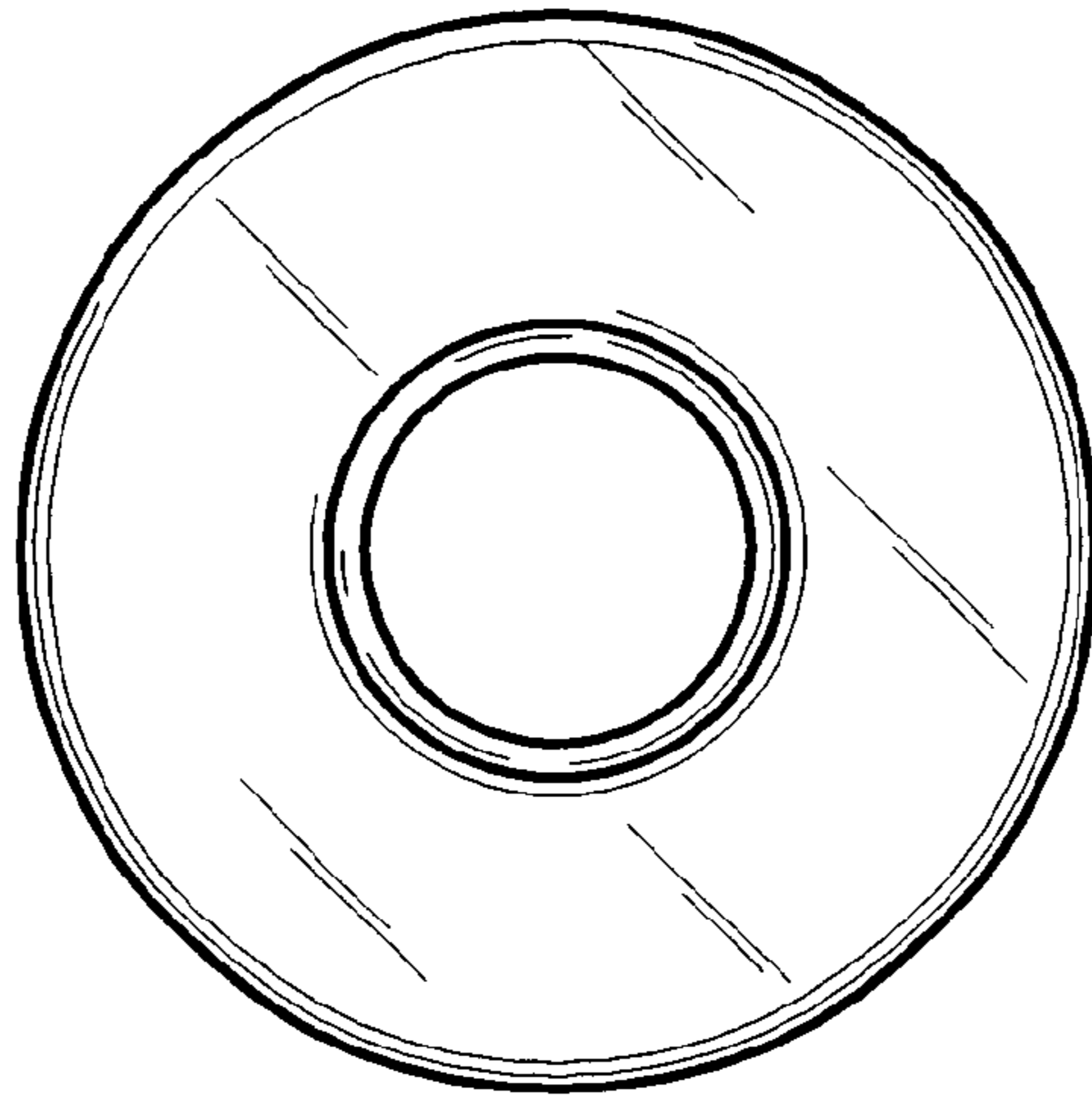
**FIG. 2**



**FIG. 3**



**FIG. 4**



**FIG. 5**

