

US00D509425S

(12) **United States Design Patent**  
**Learey**

(10) **Patent No.:** **US D509,425 S**

(45) **Date of Patent:** **\*\* Sep. 13, 2005**

(54) **BOX FOR JEWELRY**

(75) **Inventor:** **Julie Learey, Reading (GB)**

(73) **Assignee:** **Historic Originals Limited, Reading (GB)**

(\*\*) **Term:** **14 Years**

(21) **Appl. No.:** **29/187,611**

(22) **Filed:** **Aug. 4, 2003**

(51) **LOC (8) Cl.** ..... **09-03**

(52) **U.S. Cl.** ..... **D9/432; D9/422**

(58) **Field of Search** ..... D9/432, 422, 423, D9/424, 418, 428, 429, 414; 206/303, 270, 425; 220/345.4, 4.31, 4.32, 345.1, 8, 495.01; 229/129, 406, 125.12, 93, 125.125, 116.1

(56) **References Cited**

**U.S. PATENT DOCUMENTS**

228,158 A \* 5/1880 Woods ..... 206/425

D378,661 S \* 4/1997 Campbell-Scott ..... D9/432  
5,620,109 A \* 4/1997 Madden ..... 220/345.4  
D415,418 S \* 10/1999 You et al. .... D9/422  
D495,250 S \* 8/2004 Learey ..... D9/428

\* cited by examiner

*Primary Examiner*—Stella Reid  
*Assistant Examiner*—Mark A. Goodwin  
(74) *Attorney, Agent, or Firm*—Melvin I. Stoltz

(57) **CLAIM**

The ornamental design for a box for jewelry, as shown and described.

**DESCRIPTION**

FIG. 1 is a perspective view of a box for jewelry showing my new design;  
FIG. 2 is a top plan view thereof;  
FIG. 3 is a bottom plan view thereof;  
FIG. 4 is a front view thereof; and,  
FIG. 5 is a left side view thereof.

**1 Claim, 1 Drawing Sheet**

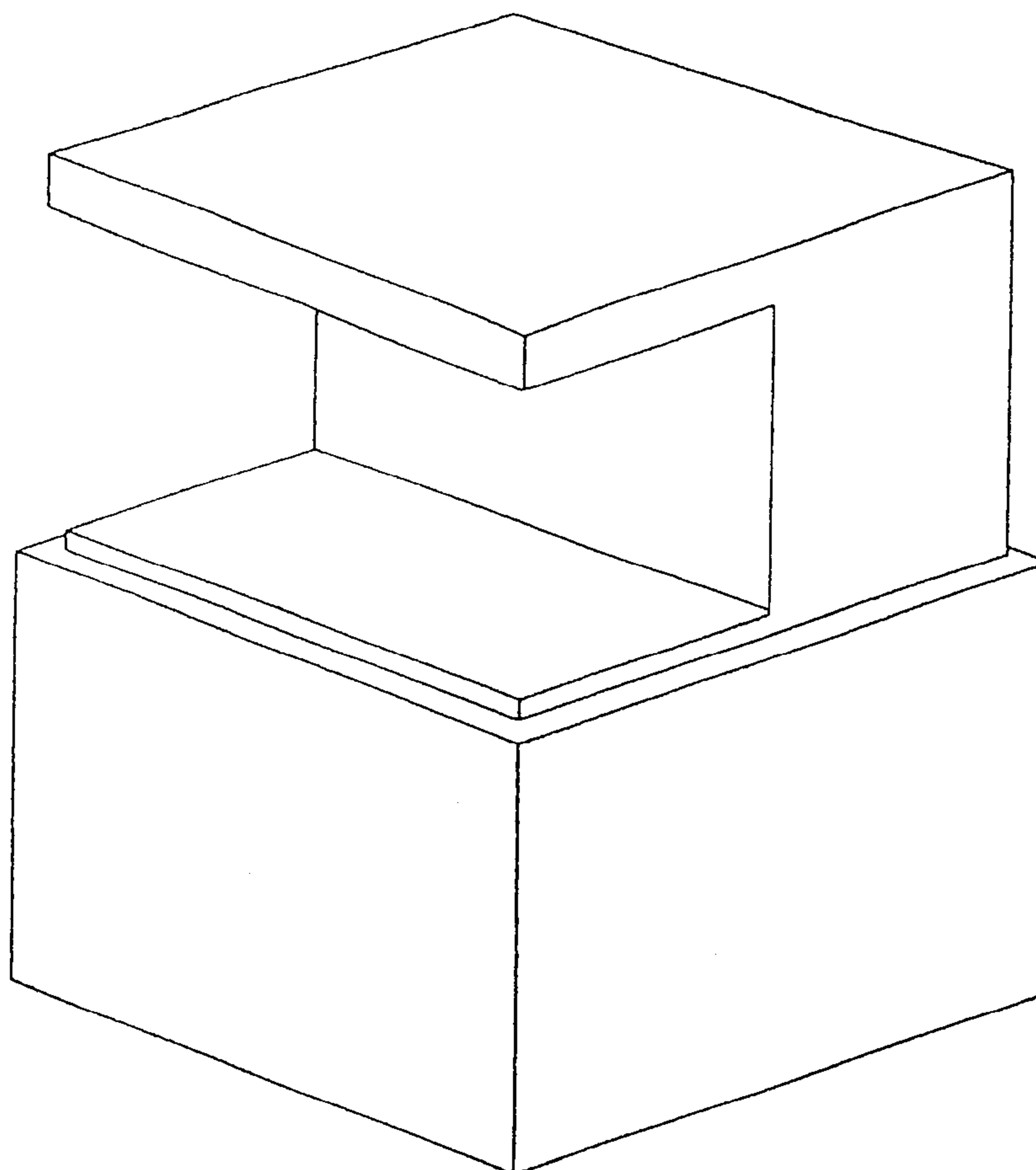


Figure 1

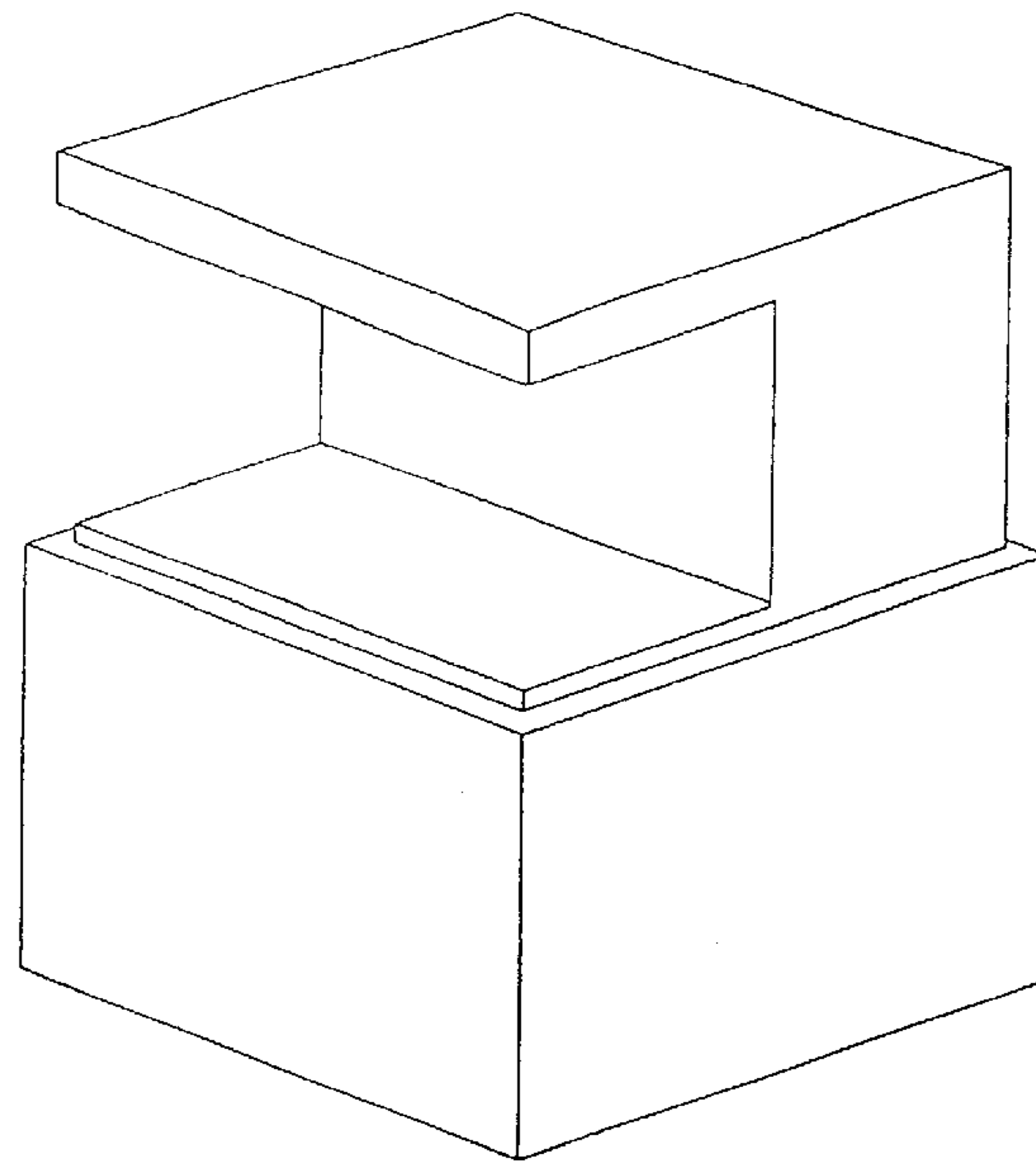


Figure 2




Figure 3

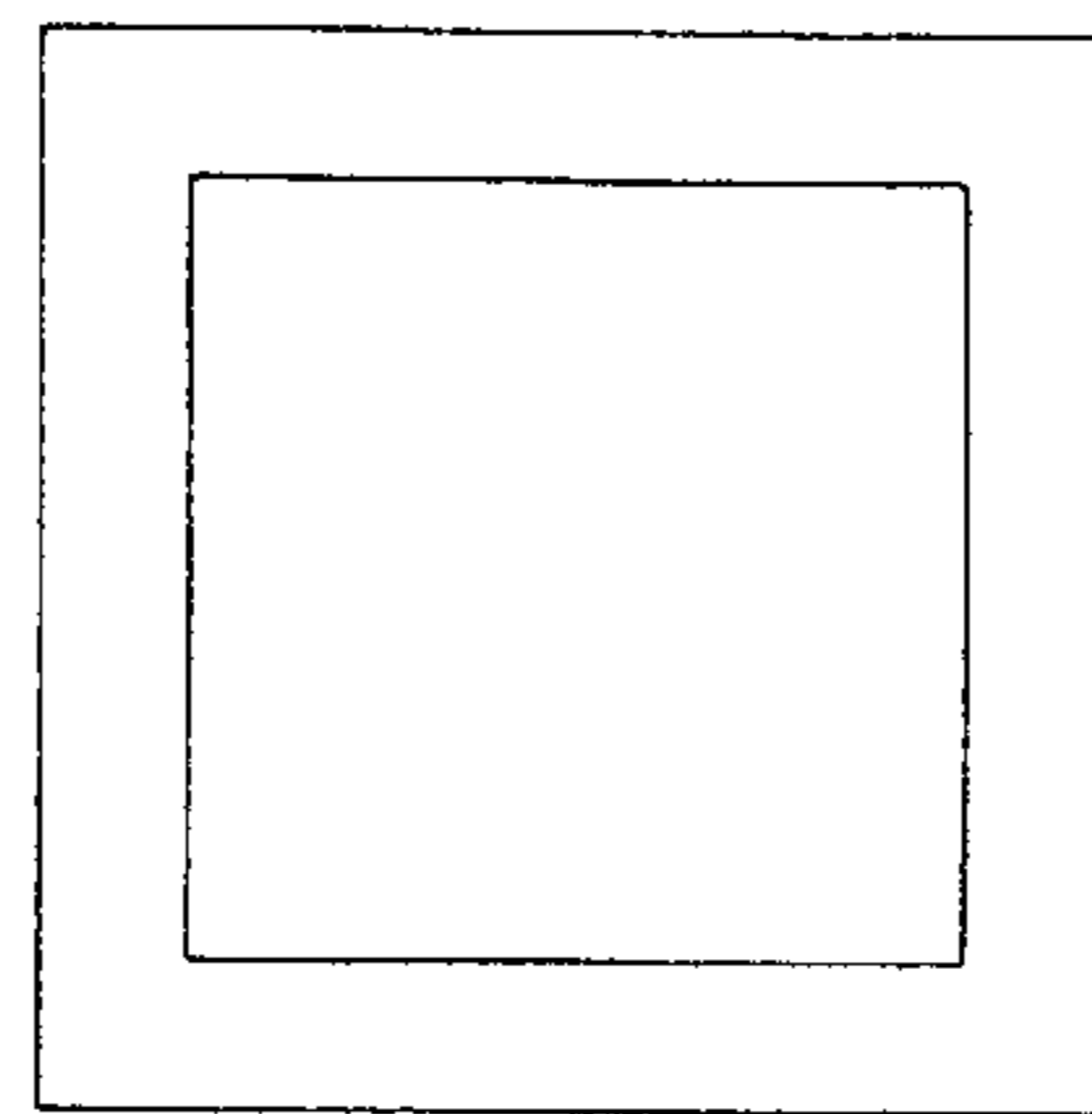


Figure 4




Figure 5

