

US00D509413S

(12) **United States Design Patent**
Marsden et al.

(10) **Patent No.: US D509,413 S**

(45) **Date of Patent: ** Sep. 13, 2005**

(54) **TONGS**

D313,537 S * 1/1991 Chisholm D7/686
D459,954 S * 7/2002 Wang et al. D7/686

(75) Inventors: **Douglas A. Marsden**, Marblehead, MA
(US); **Benjamin J. Beck**, Boston, MA
(US)

* cited by examiner

Primary Examiner—Terry A. Wallace

(73) Assignee: **Helen of Troy Limited**, Bridgetown
(BB)

(74) *Attorney, Agent, or Firm*—Seyfarth Shaw LLP

(**) Term: **14 Years**

(57) **CLAIM**

The ornamental design for the tongs, as shown and described.

(21) Appl. No.: **29/194,540**

DESCRIPTION

(22) Filed: **Nov. 26, 2003**

(51) **LOC (8) Cl.** **07-06**

FIG. 1 is a perspective view of the tongs incorporating our new design;

(52) **U.S. Cl.** **D7/686**

FIG. 2 is a top plan view thereof;

(58) **Field of Search** D7/665–668, 682–696,
D7/393, 395; 294/1.1, 3, 8.5, 11, 16, 99.1,
99.2, 118, 119

FIG. 3 is a bottom plan view thereof;

FIG. 4 is a side elevational view of one side thereof, the other side being identical;

(56) **References Cited**

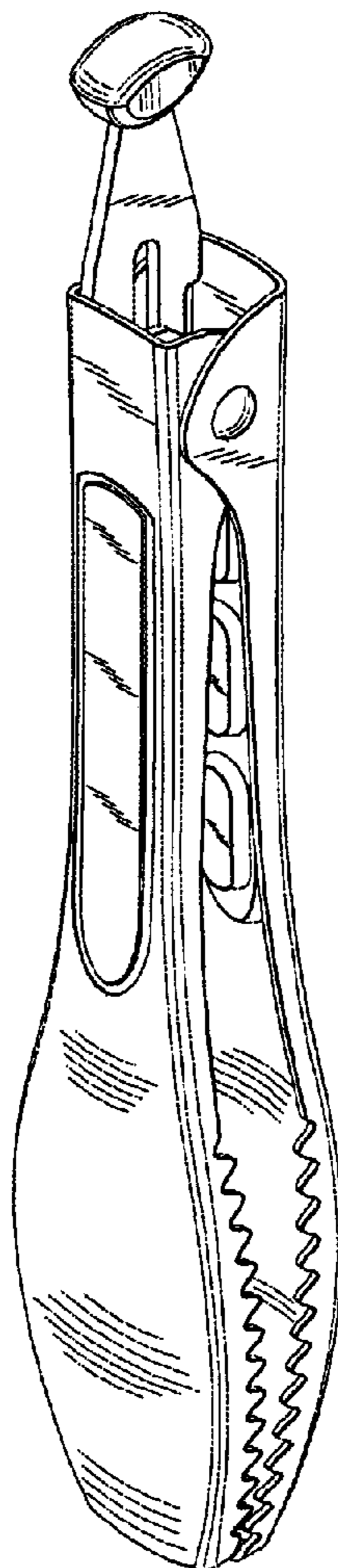
FIG. 5 is a front end view thereof; and,

FIG. 6 is a rear end view thereof.

U.S. PATENT DOCUMENTS

D297,008 S * 8/1988 Sofy D7/686

1 Claim, 1 Drawing Sheet



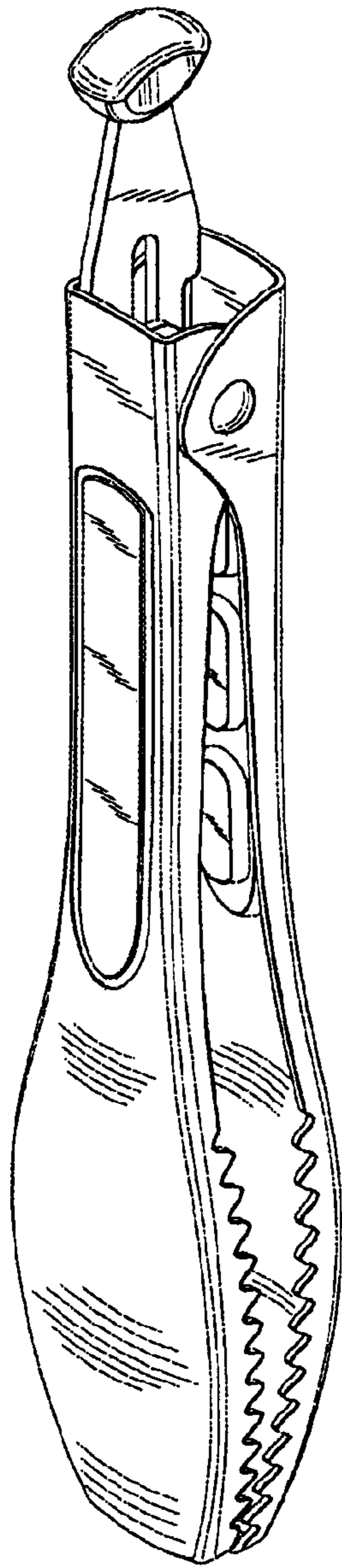


FIG. 1

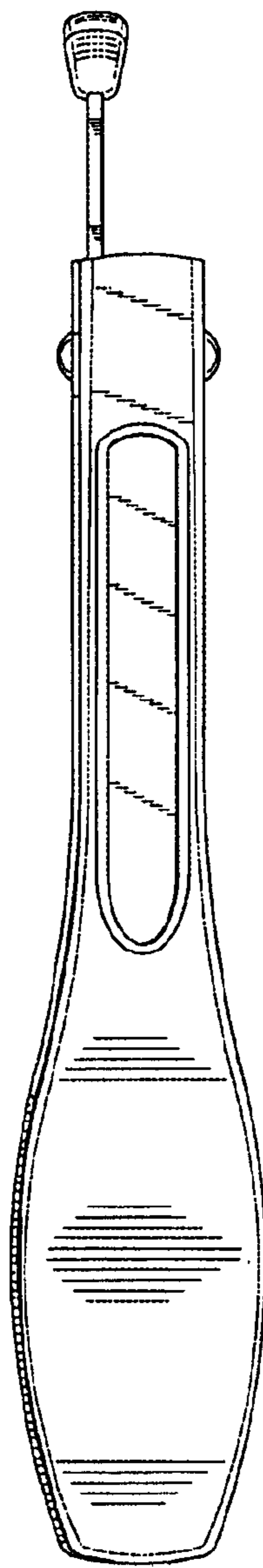


FIG. 2

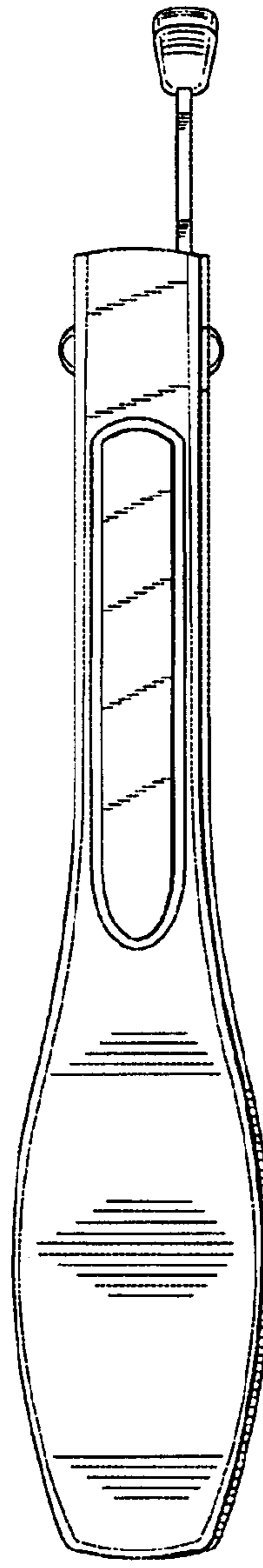


FIG. 3

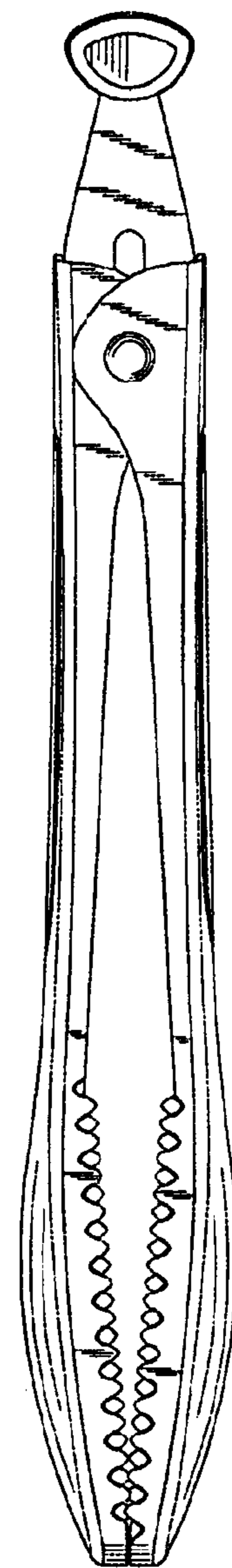


FIG. 4

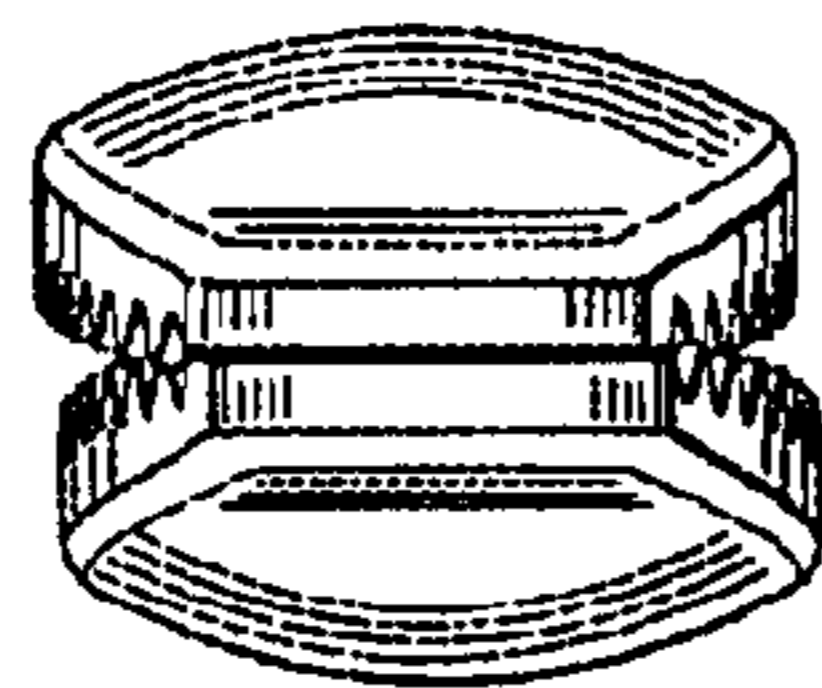


FIG. 5

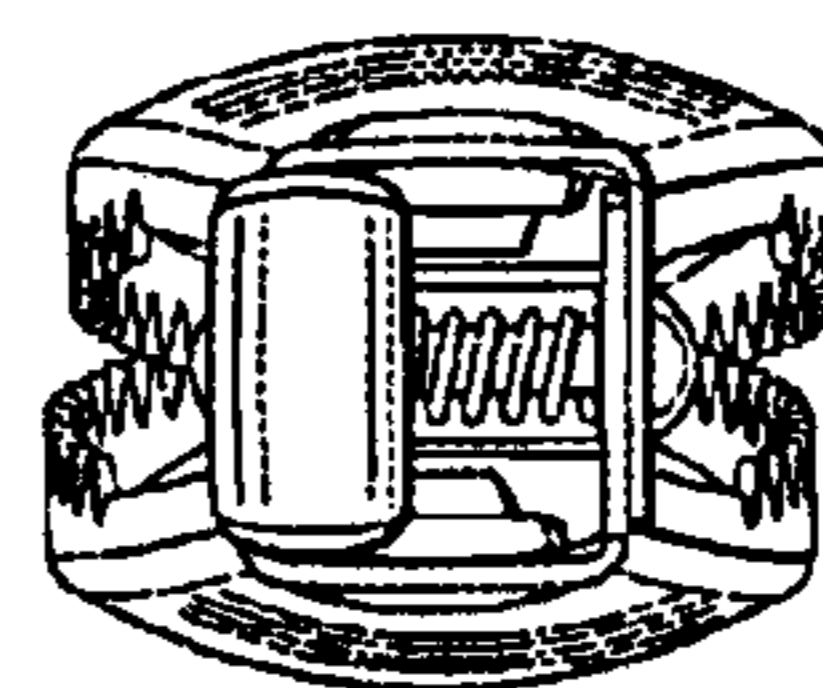


FIG. 6