

US00D509389S

(12) **United States Design Patent** (10) **Patent No.:** **US D509,389 S**
Paus (45) **Date of Patent:** **** Sep. 13, 2005**

- (54) **FURNITURE CROWN MOLDING**
(75) Inventor: **Michael J. Paus**, High Point, NC (US)
(73) Assignee: **Thomasville Furniture Industries, Inc.**, Thomasville, NC (US)
(**) Term: **14 Years**
(21) Appl. No.: **29/205,290**
(22) Filed: **May 12, 2004**
(51) **LOC (8) Cl.** **06-06**
(52) **U.S. Cl.** **D6/505; D6/491**
(58) **Field of Search** D6/382, 383, 390–395, D6/505–508; 5/53.1, 907, 279.1, 280, 281, 308; D25/136

(56) **References Cited**

U.S. PATENT DOCUMENTS

D390,034 S	*	2/1998	Almborg et al.	D6/390
D423,246 S		4/2000	Cain	D6/393
D435,357 S	*	12/2000	Craig	D6/389
D459,120 S		6/2002	Cain	D6/505
D485,696 S	*	1/2004	Risdon et al.	D6/393

OTHER PUBLICATIONS

Thomasville Verona, front cover, c2002.*
9138 Arabella Bed Footboard, Lewis Mittman, date unknown, available as of the filing date.
Panel Headboard and Footboard, Attache Collection brochure, Thomasville Furniture Industries, Inc., p. 7, 2003.

Oak Park Panel Headboard and Footboard, Hemingway Windemere Collection brochure, Thomasville Furniture Industries, Inc., p. 7, 2002.
Poster Bed, Verona Collection brochure, Thomasville Furniture Industries, Inc., p. 2–3, 2002.

* cited by examiner

Primary Examiner—Janice E. Seeger

(74) *Attorney, Agent, or Firm*—Womble, Carlyle Sandridge & Rice, PLLC

(57) **CLAIM**

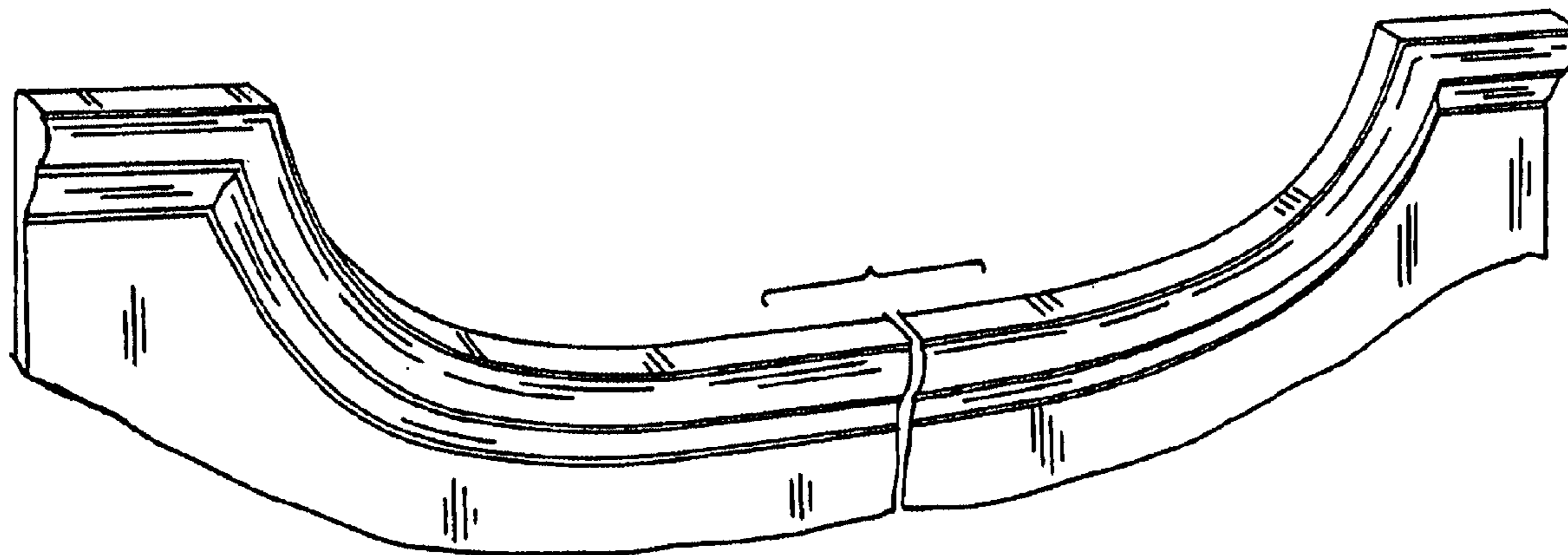
The ornamental design for a furniture crown molding, as shown and described.

DESCRIPTION

FIG. 1 is a perspective view of a furniture crown molding showing my new design;
FIG. 2 is a top view thereof;
FIG. 3 is a front elevational view thereof;
FIG. 4 is a front elevational view thereof in one representative length, and including broken lines indicating representative environmental elements; and,
FIG. 5 is a cross section view taken along line 5—5 in FIG. 3 thereof.

The views of the furniture crown molding not shown form no part of the claimed design. The broken lines depicting ironwork and a mirror in FIG. 5 represent environmental elements only and form no part of the claimed design. The separation and bracket indicate, for ease of illustration, that the precise length of the furniture crown molding is not claimed.

1 Claim, 2 Drawing Sheets



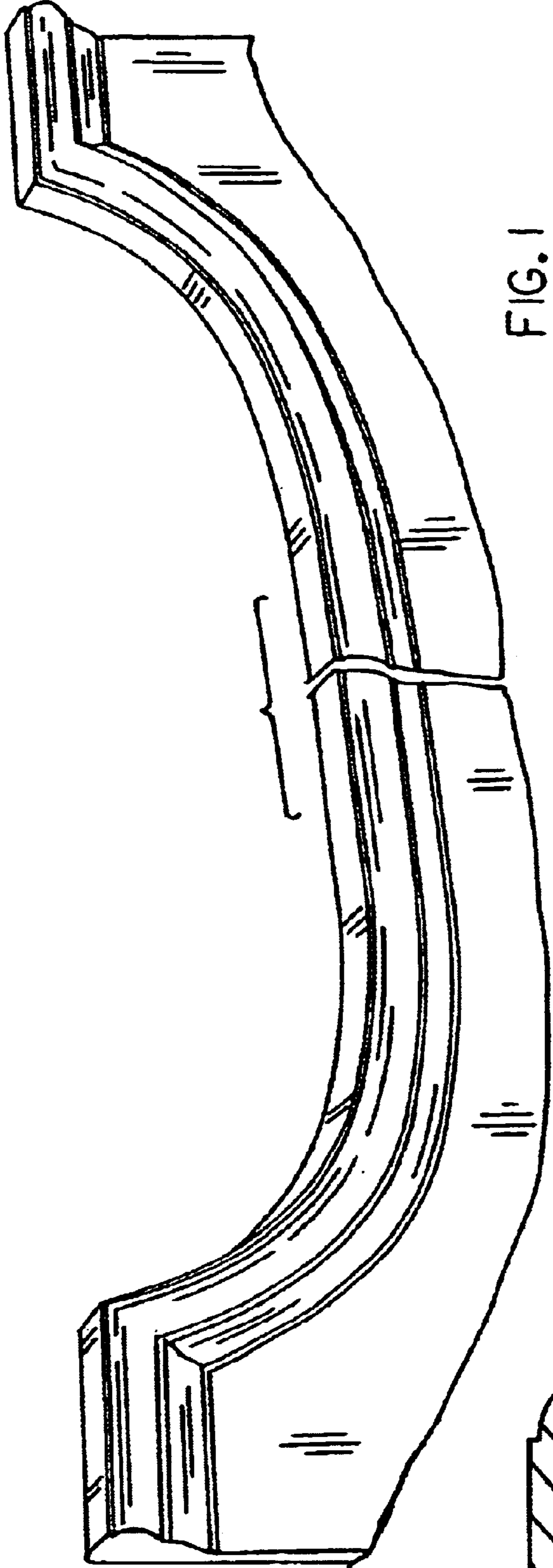


FIG. 1

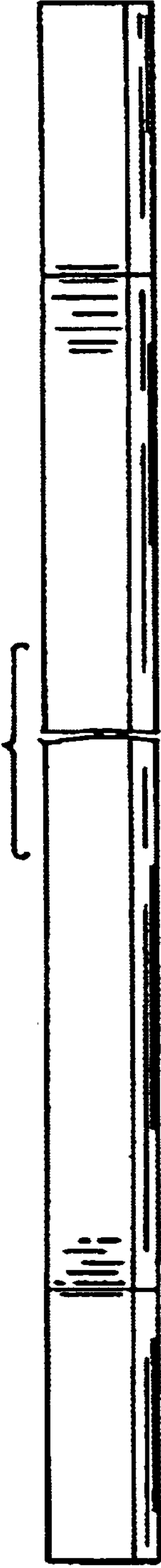


FIG. 2

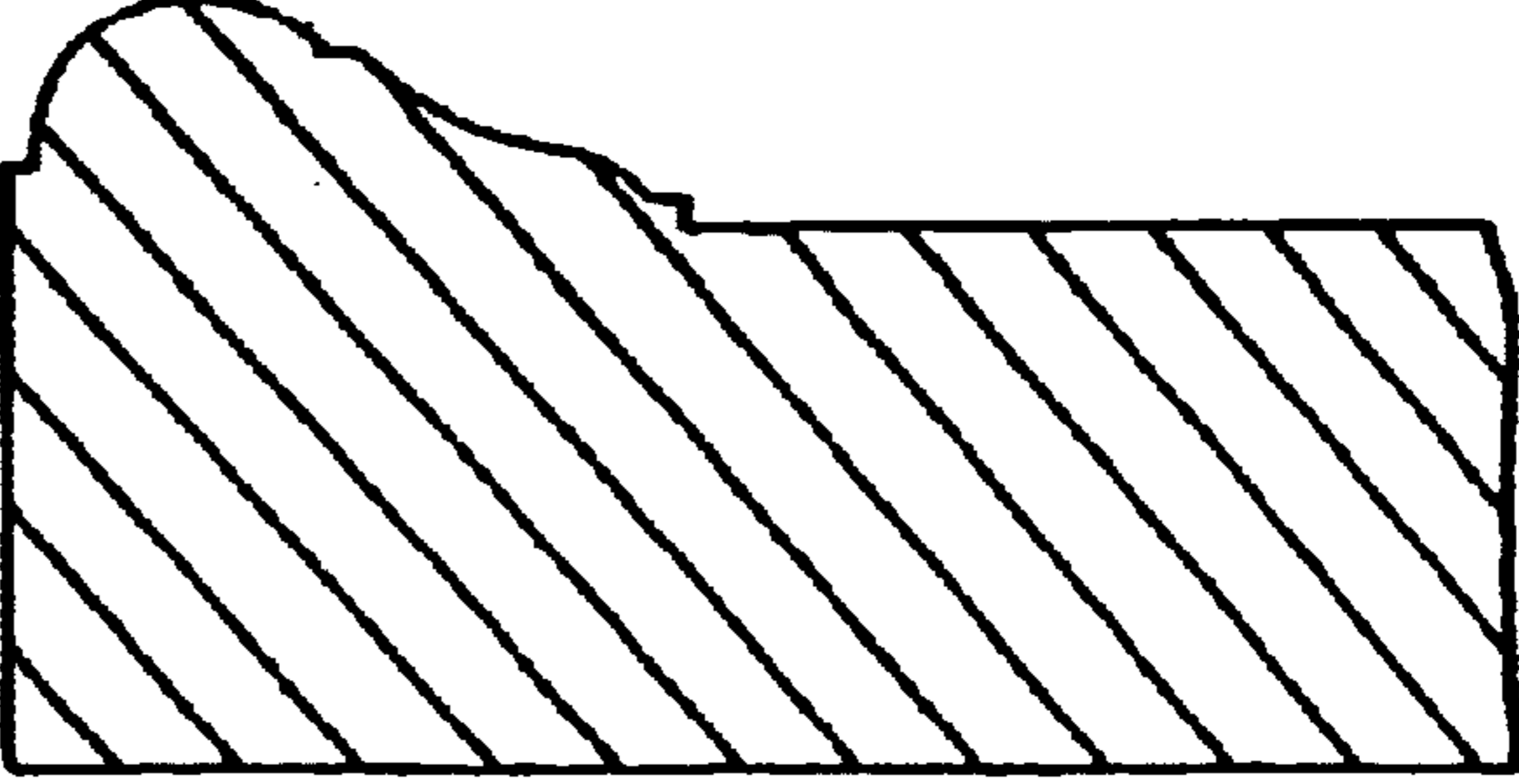


FIG. 5

FIG. 3

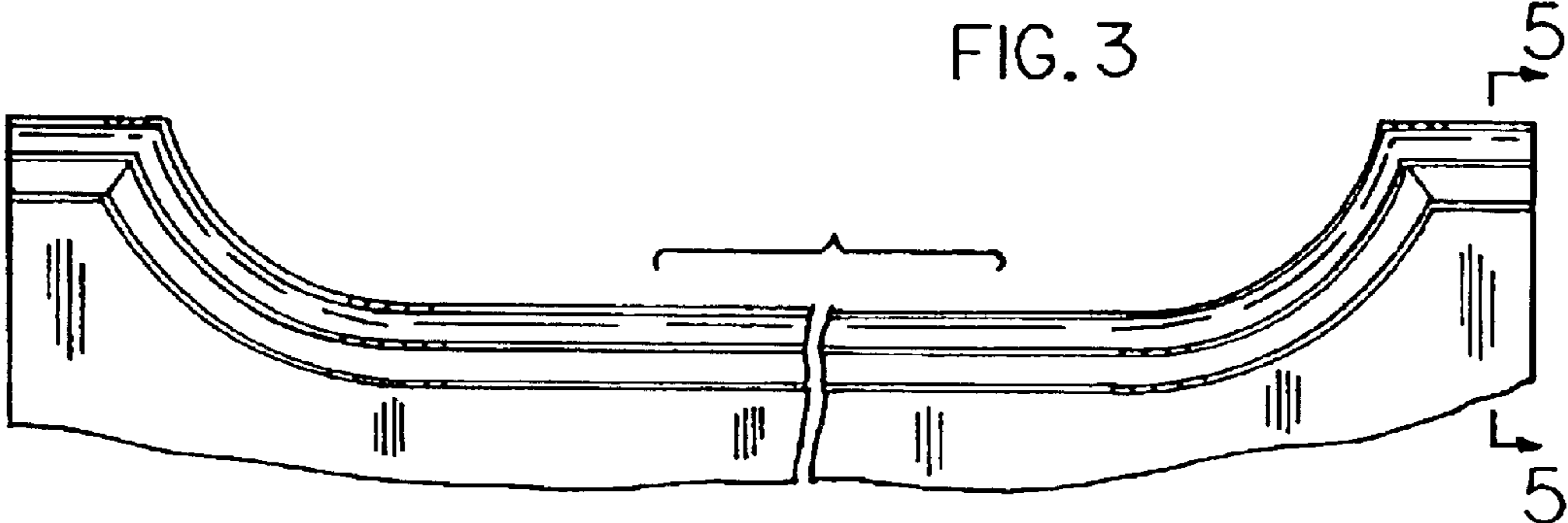


FIG. 4

