



US00D509371S

(12) **United States Design Patent**
Natuzzi

(10) **Patent No.:** **US D509,371 S**
(45) **Date of Patent:** **** Sep. 13, 2005**

- (54) **CHAIR**
- (75) **Inventor:** **Pasquale Natuzzi**, Santeramo in Colle
Bari (IT)
- (73) **Assignee:** **Natuzzi S.p.A.**, Bari (IT)
- (**) **Term:** **14 Years**
- (21) **Appl. No.:** **29/216,197**
- (22) **Filed:** **Oct. 29, 2004**
- (51) **LOC (8) Cl.** **06-01**
- (52) **U.S. Cl.** **D6/361; D6/364**
- (58) **Field of Search** D6/334, 335, 361,
D6/364, 365, 375, 500-502; 297/423.1,
452.12, 452.17

- D175,624 S * 9/1955 Laskowitz D6/361
- D191,164 S * 8/1961 Sher D6/361
- D201,276 S * 6/1965 Glass D6/361
- D218,423 S * 8/1970 Angerer D6/361

* cited by examiner

Primary Examiner—Mimosa De
(74) *Attorney, Agent, or Firm*—Harrison & Egbert

(57) **CLAIM**

I claim the ornamental design for a chair, as shown and described.

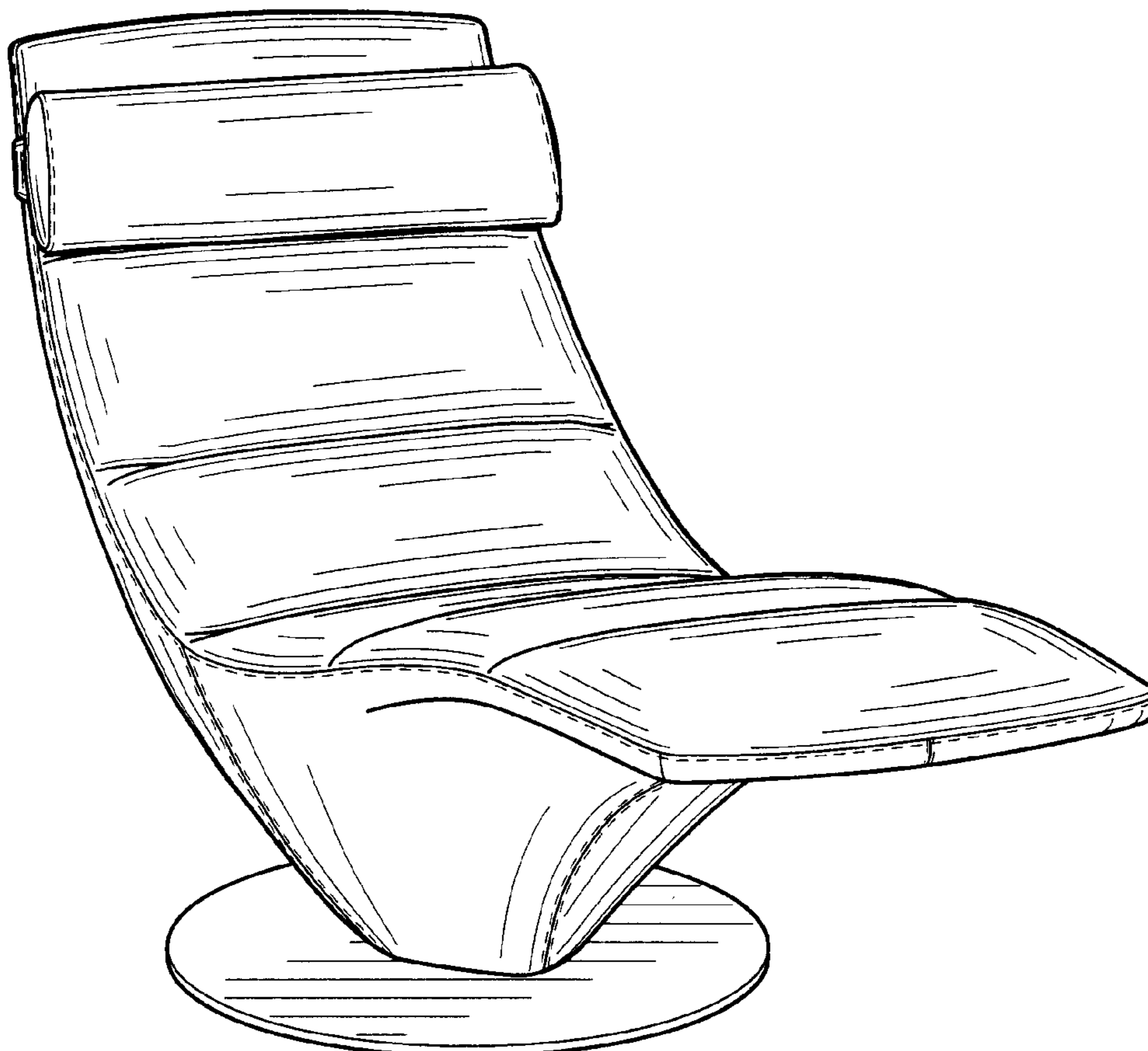
DESCRIPTION

FIG. 1 is a front elevation view of the chair showing my design.
 FIG. 2 is top plan view thereof;
 FIG. 3 is a front perspective view thereof;
 FIG. 4 is a back perspective view thereof; and,
 FIG. 5 is a side view thereof, an opposite side view being a mirror image thereof.
 The broken lines shown on the sofa are understood to represent stitching.

(56) **References Cited**
U.S. PATENT DOCUMENTS

- D90,878 S * 10/1933 Goodman D6/361
- D145,092 S * 6/1946 Laskowitz 297/423.1
- D166,402 S * 4/1952 Manne et al. D6/361
- D169,245 S * 4/1953 Duke D6/361
- D171,364 S * 1/1954 Parker D6/361

1 Claim, 3 Drawing Sheets



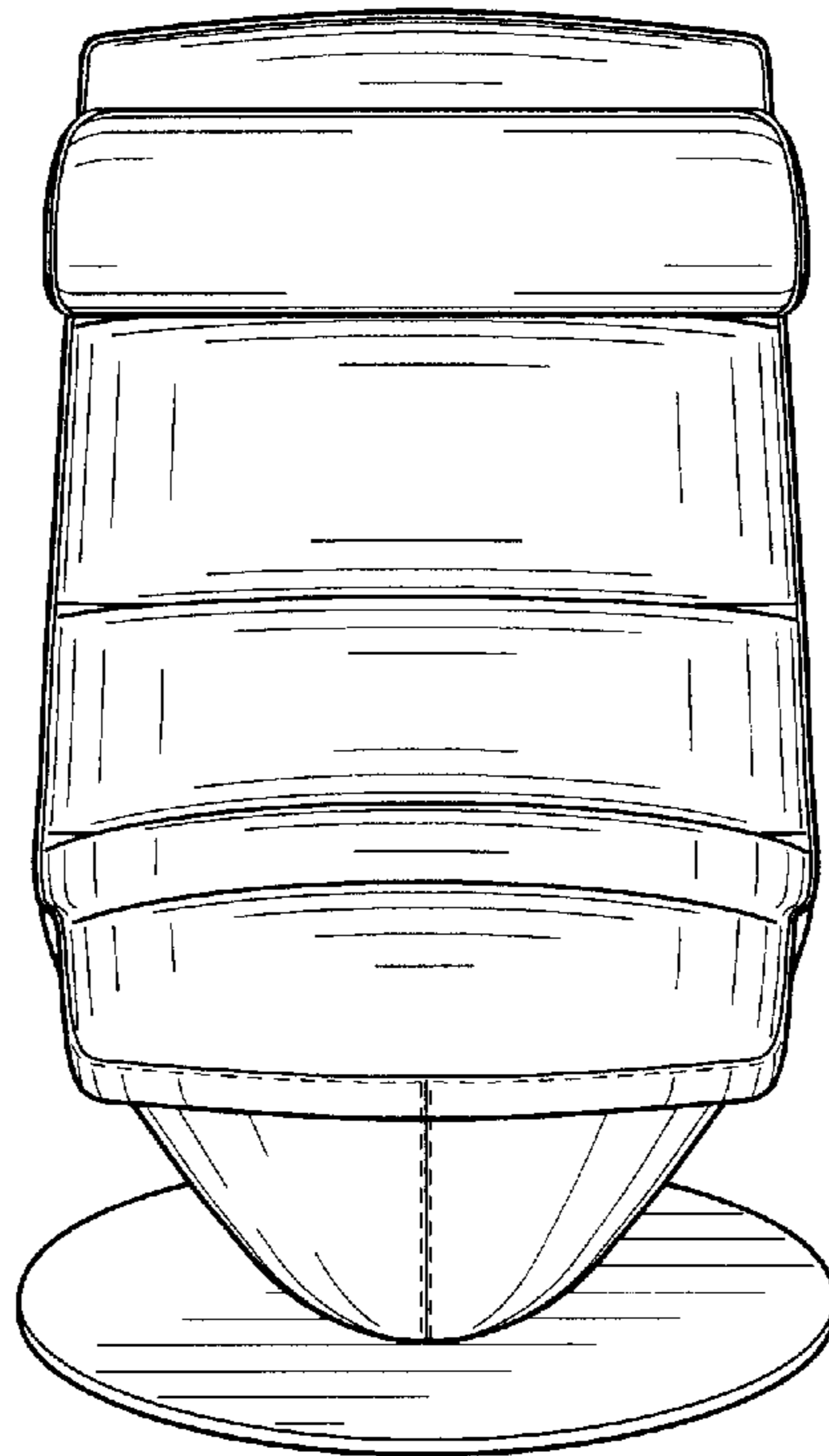


FIG. 1




FIG. 2

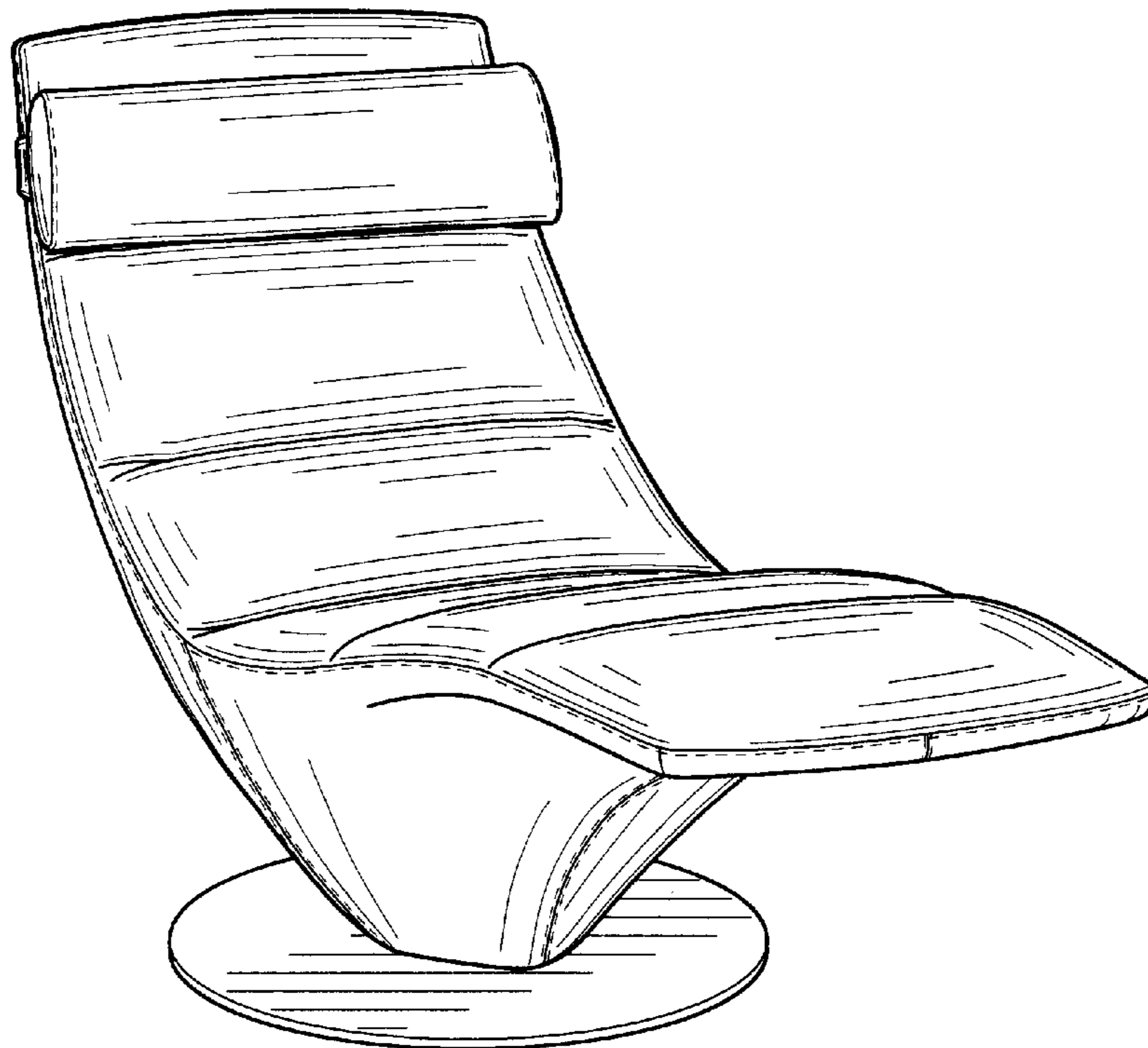


FIG. 3




FIG. 4




FIG. 5