

US00D509358S

(12) **United States Design Patent**
Chang

(10) **Patent No.: US D509,358 S**

(45) **Date of Patent: ** Sep. 13, 2005**

(54) **LUGGAGE CASE**

(76) **Inventor: Nia You Chang, 2080 E. 25th St.,
Vernon, CA (US) 90058**

(**) **Term: 14 Years**

(21) **Appl. No.: 29/202,728**

(22) **Filed: Apr. 5, 2004**

Related U.S. Application Data

(63) **Continuation-in-part of application No. 29/156,136, filed on
Feb. 25, 2002, now abandoned.**

(51) **LOC (8) Cl. 03-01**

(52) **U.S. Cl. D3/279**

(58) **Field of Search D3/273, 276, 279,
D3/284, 285, 289; 190/18 A, 100, 110,
111, 112, 113; 224/153**

(56) **References Cited**

U.S. PATENT DOCUMENTS

- D354,397 S * 1/1995 Berman D3/276
- D364,504 S * 11/1995 Bieber et al. D3/276
- D385,699 S * 11/1997 Lin D3/279
- D414,933 S * 10/1999 Yu D3/282

- D444,946 S * 7/2001 Klamm D3/279
- D456,993 S * 5/2002 Lin D3/279
- D459,579 S * 7/2002 Kegels D3/279
- D463,663 S * 10/2002 Magana D3/279
- D465,085 S * 11/2002 Chen D3/279
- D474,597 S * 5/2003 Nykoluk D3/279
- D479,042 S * 9/2003 Szyf et al. D3/279
- D491,359 S * 6/2004 Oh D3/279

* cited by examiner

Primary Examiner—Philip S. Hyder

(74) *Attorney, Agent, or Firm*—Raymond Y. Chan; David
and Raymond

(57) **CLAIM**

The ornamental design for a luggage case, as shown.

DESCRIPTION

FIG. 1 is a perspective view showing my new design.
 FIG. 2 is a front view thereof.
 FIG. 3 is a rear view thereof.
 FIG. 4 is a left end view thereof.
 FIG. 5 is a right end view thereof.
 FIG. 6 is a top view thereof; and,
 FIG. 7 is a bottom view thereof.

1 Claim, 3 Drawing Sheets






FIG. 1




FIG. 6




FIG. 7




FIG. 2



FIG. 3




FIG.4




FIG.5