

US00D509352S

(12) **United States Design Patent** (10) **Patent No.:** **US D509,352 S**
Raven et al. (45) **Date of Patent:** **** Sep. 13, 2005**

(54) **AUTOMATIC INJECTOR CONTAINER**

(75) Inventors: **Sophie R Raven**, Swavesey (GB);
Matthew E Young, Over (GB); **Paul Greenhalgh**, Newport Pagnell (GB);
Steve P Kirkwood, Haynes (GB);
Colin J. Mathews, Godmanchester (GB);
Joseph W Daintrey, Royston (GB);
John G Wilmot, Mount Airy, MD (US)

(73) Assignee: **Meridan Medical Technologies, Inc.**,
Columbia, MD (US)

(**) Term: **14 Years**

(21) Appl. No.: **29/193,242**

(22) Filed: **Nov. 7, 2003**

(51) **LOC (8) Cl.** **24-02**

(52) **U.S. Cl.** **D3/203.1**; D24/121

(58) **Field of Search** D24/112, 113-114,
D24/147, 121; 604/156, 218, 198, 207,
208, 211, 136, 137, 134, 68, 70-72; D3/203.1;
206/364, 365, 367, 363, 537, 539, 438

(56) **References Cited**

U.S. PATENT DOCUMENTS

656,914 A * 8/1900 Walsh 206/367

D428,650 S * 7/2000 Bellhouse et al. D24/112
D430,666 S * 9/2000 Cseke et al. D24/130
6,575,939 B1 * 6/2003 Brunel 604/187
2002/0032413 A1 * 3/2002 Koch et al. 604/236
2003/0106824 A1 * 6/2003 Wilmot et al. 206/439
2003/0132128 A1 * 7/2003 Mazur 206/364
2004/0069667 A1 * 4/2004 Tomellini et al. 206/364
2004/0178098 A1 * 9/2004 Swenson et al. 206/365

* cited by examiner

Primary Examiner—Ian Simmons

Assistant Examiner—Daniel Yu

(74) *Attorney, Agent, or Firm*—Pillsbury Winthrop LLP

(57) **CLAIM**

The ornamental design for an automatic injector container, substantially as shown and described.

DESCRIPTION

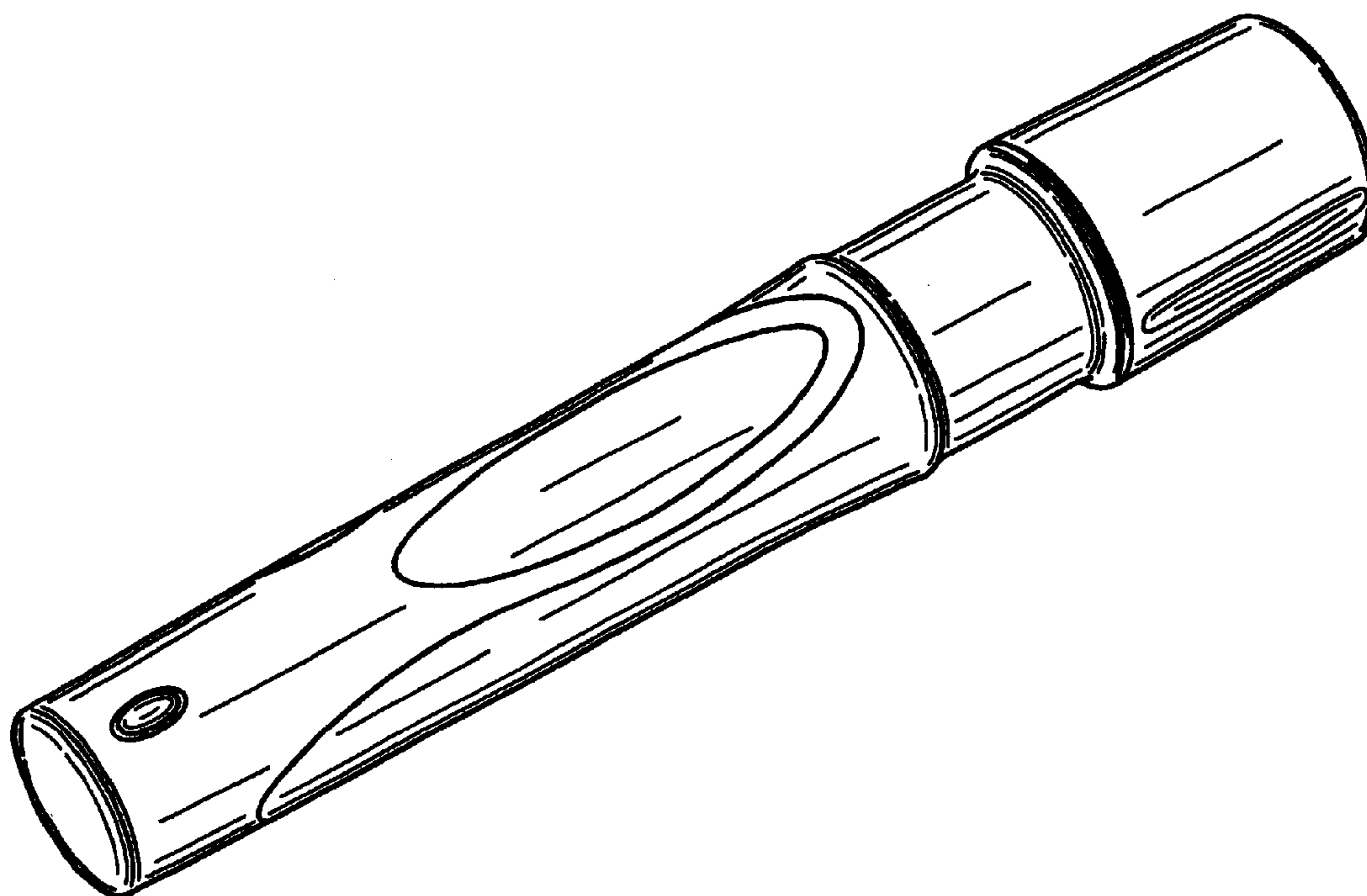
FIG. 1 is a perspective view of an automatic injector container showing our new design;

FIG. 2 is a top plan view showing the cap of the container of FIG. 1;

FIG. 3 is a perspective view of the container of FIG. 1 without a cap; and,

FIG. 4 is a side elevational view of the container of FIG. 3.

1 Claim, 2 Drawing Sheets



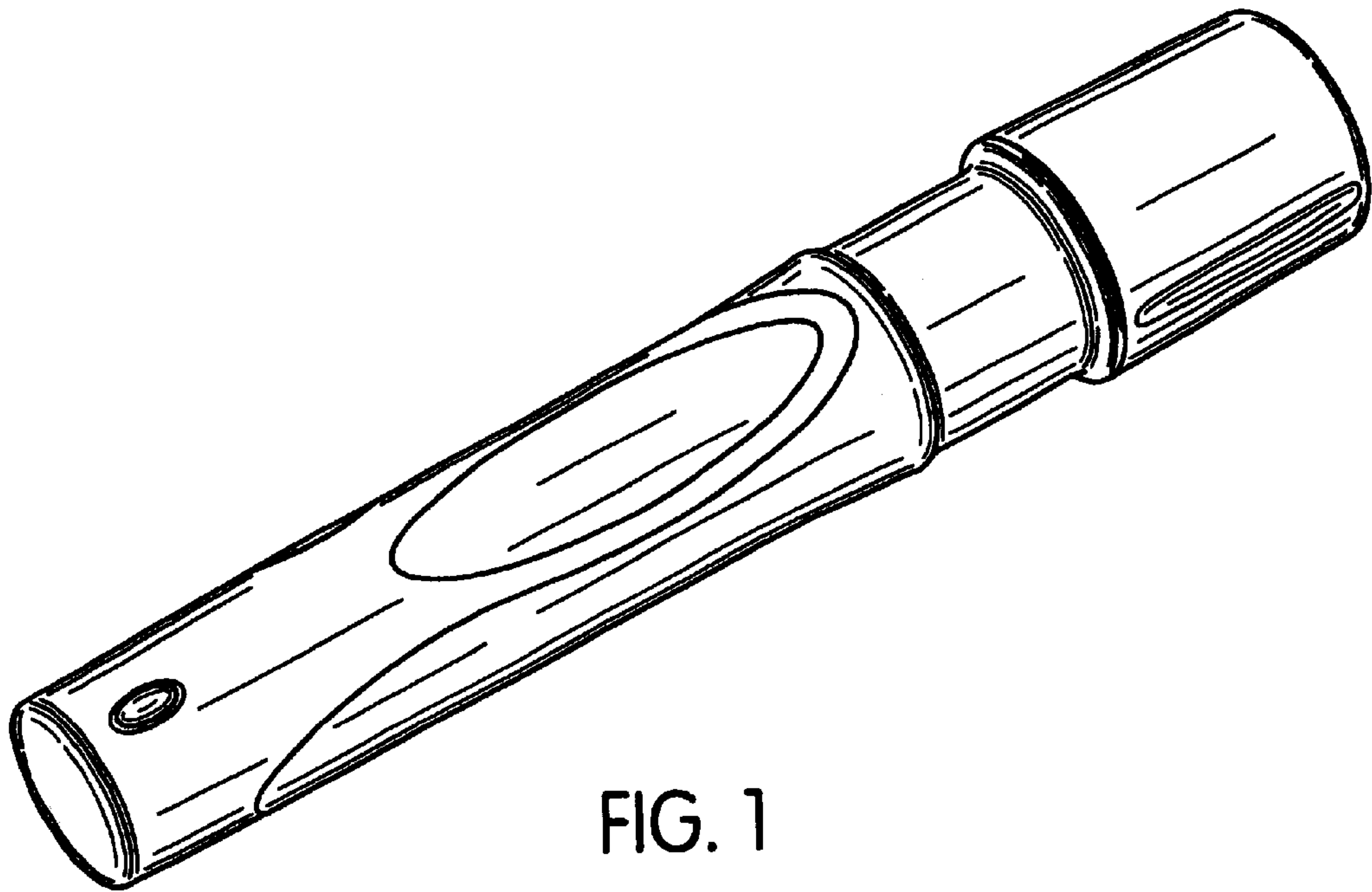


FIG. 1

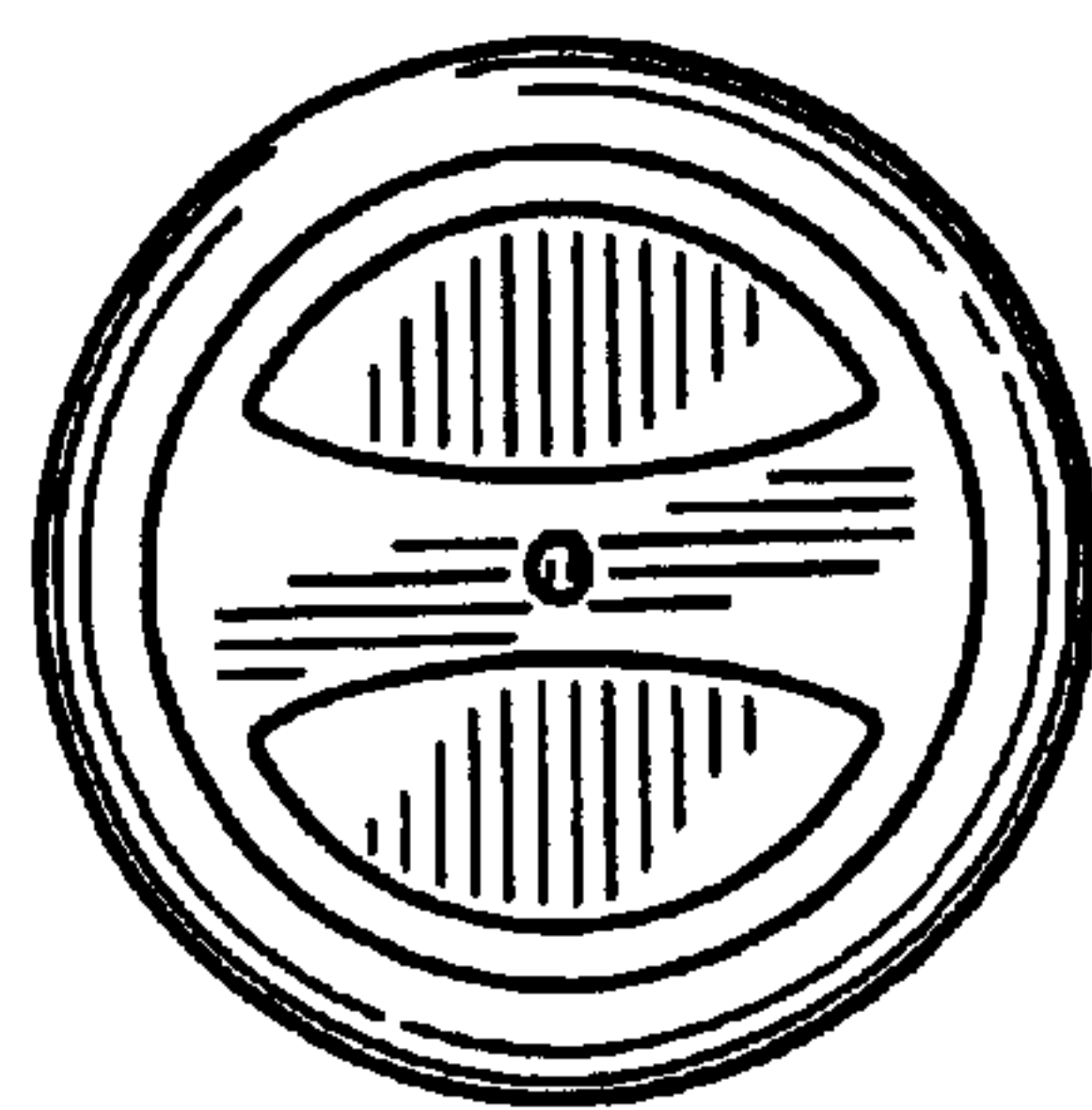


FIG. 2

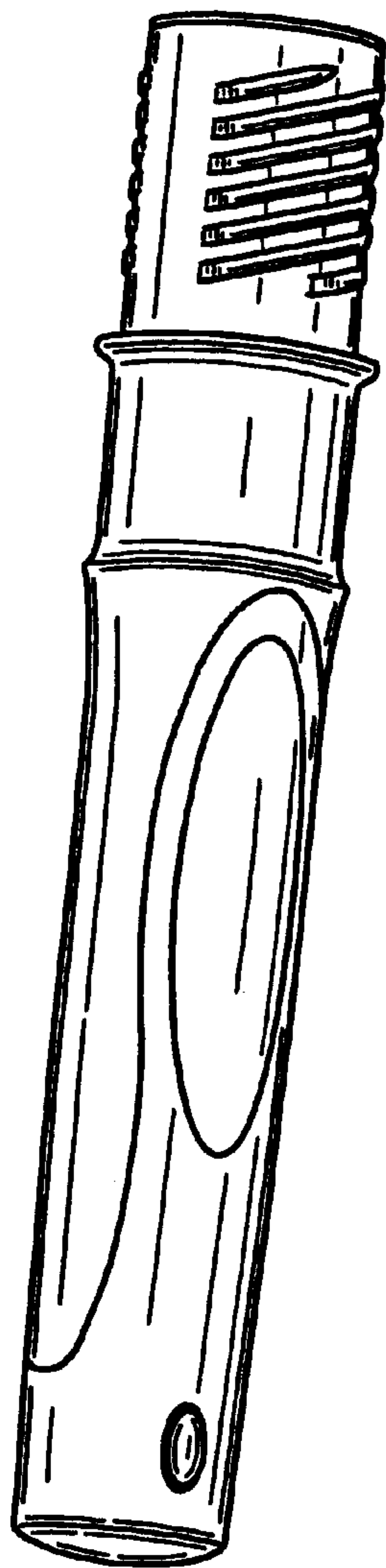


FIG. 3




FIG. 4