

US00D509345S

(12) **United States Design Patent**
Munns

(10) **Patent No.:** **US D509,345 S**

(45) **Date of Patent:** **** Sep. 13, 2005**

(54) **FOOTWEAR SOLE**

(75) **Inventor:** **Jon R. Munns**, Portland, OR (US)

(73) **Assignee:** **Wolverine World Wide, Inc.**,
Rockford, MI (US)

(**) **Term:** **14 Years**

(21) **Appl. No.:** **29/181,788**

(22) **Filed:** **May 15, 2003**

(51) **LOC (8) Cl.** **02-04**

(52) **U.S. Cl.** **D2/957; D2/953; D2/959;**
D2/960

(58) **Field of Search** D2/908, 947, 951-954,
D2/956, 957, 959, 960, 962, 977; 36/3 B,
22 R, 24.5, 25 R, 28, 32 R, 67 A, 67 R,
59 C, 59 R

(56) **References Cited**

U.S. PATENT DOCUMENTS

D71,338 S	*	10/1926	Oakley	D2/959
D427,757 S	*	7/2000	Ruth	D2/957
D440,749 S	*	4/2001	Rogers	D2/959
D456,982 S	*	5/2002	Rogers	D2/957
D460,249 S	*	7/2002	Yang	D2/959
D476,799 S	*	7/2003	Fuerst	D2/957
D476,800 S	*	7/2003	Fuerst	D2/957
D487,331 S	*	3/2004	Rogers et al.	D2/952
D487,612 S	*	3/2004	Matis	D2/951
D487,614 S	*	3/2004	Le	D2/952
D490,596 S	*	6/2004	Belley et al.	D2/957

D495,480 S	*	9/2004	Laberge	D2/960
D499,239 S	*	12/2004	Burg et al.	D2/959
2003/0121179 A1	*	7/2003	Chen	36/30 R

OTHER PUBLICATIONS

Merrell Spring 2000 catalog, p. 41.
Merrell Fall 2000 catalog, p. 27.

* cited by examiner

Primary Examiner—Celia A. Murphy

(74) *Attorney, Agent, or Firm*—Warner Norcross & Judd

(57) **CLAIM**

The ornamental design for footwear sole, as shown and described.

DESCRIPTION

FIG. 1 is a perspective view of the footwear sole embodying the new design;

FIG. 2 is a bottom plan view thereof;

FIG. 3 is a right side elevational view thereof;

FIG. 4 is a left side elevational view thereof;

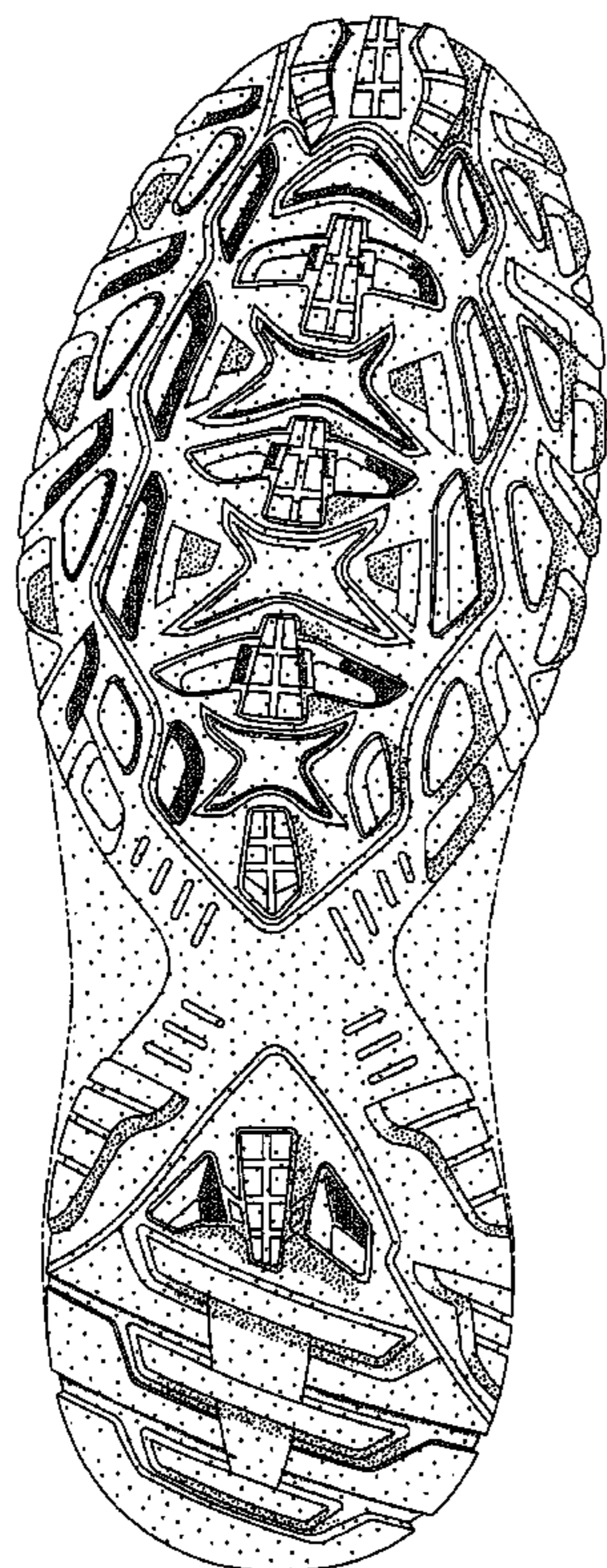
FIG. 5 is a front elevational view thereof; and,

FIG. 6 is a rear elevational view thereof.

FIGS. 1-6 show portions of an upper and a midsole in broken lines. The upper and midsole are shown for environmental purposes and do not form any part of the claimed design.

The broken lines immediately adjacent to the solid lines throughout the figures, define the boundary of the design. These broken lines also form no part of the claim.

1 Claim, 4 Drawing Sheets



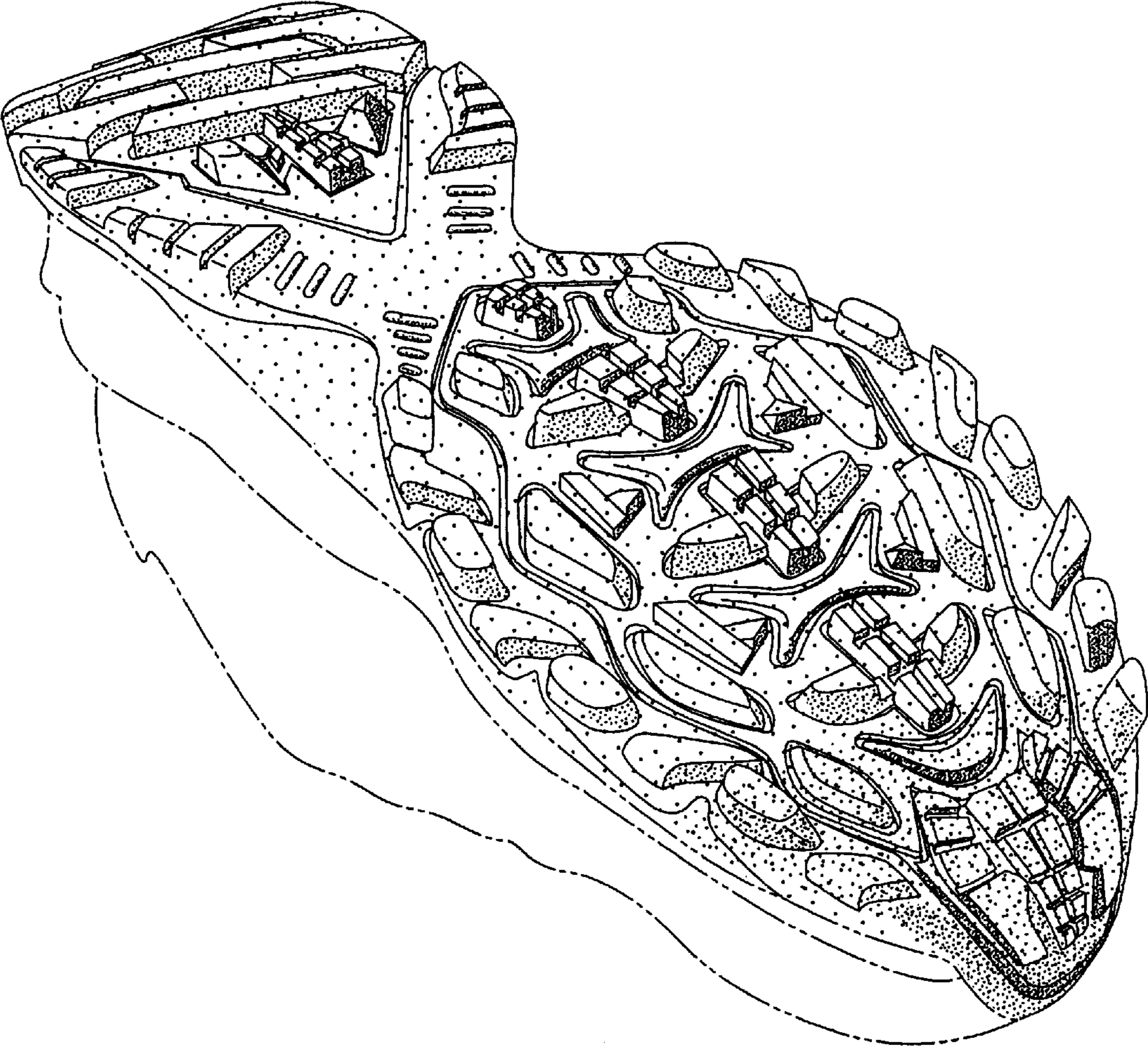


Fig. 1

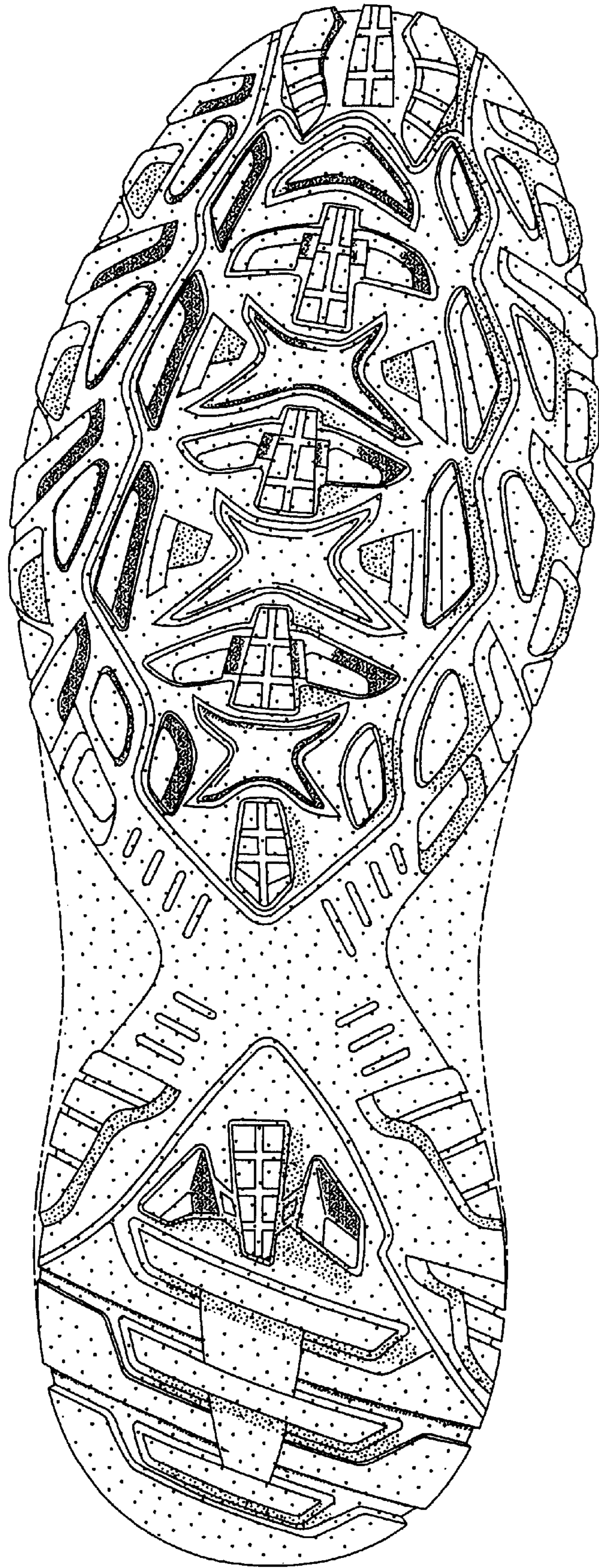


Fig. 2



Fig. 3

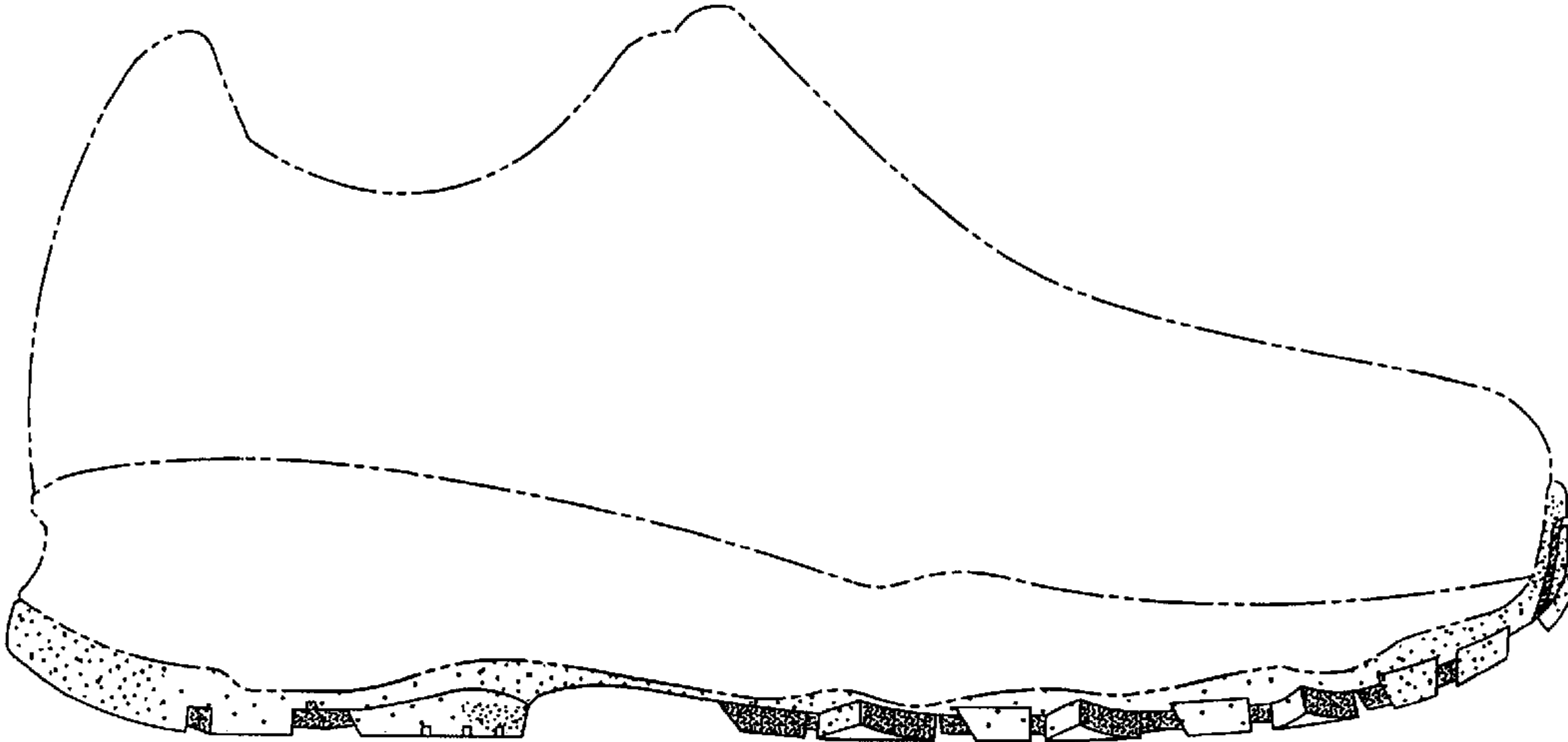


Fig. 4

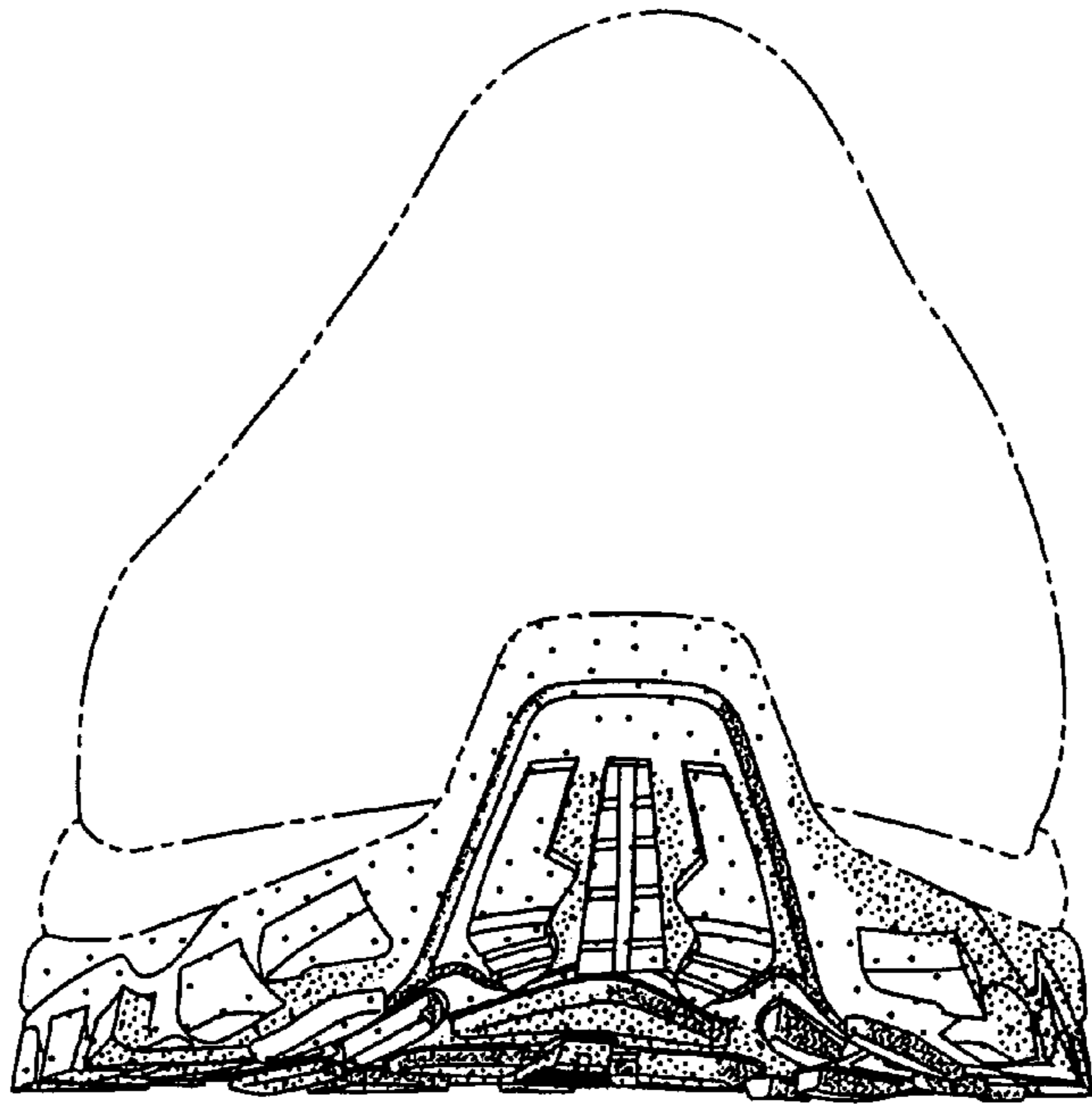


Fig. 5

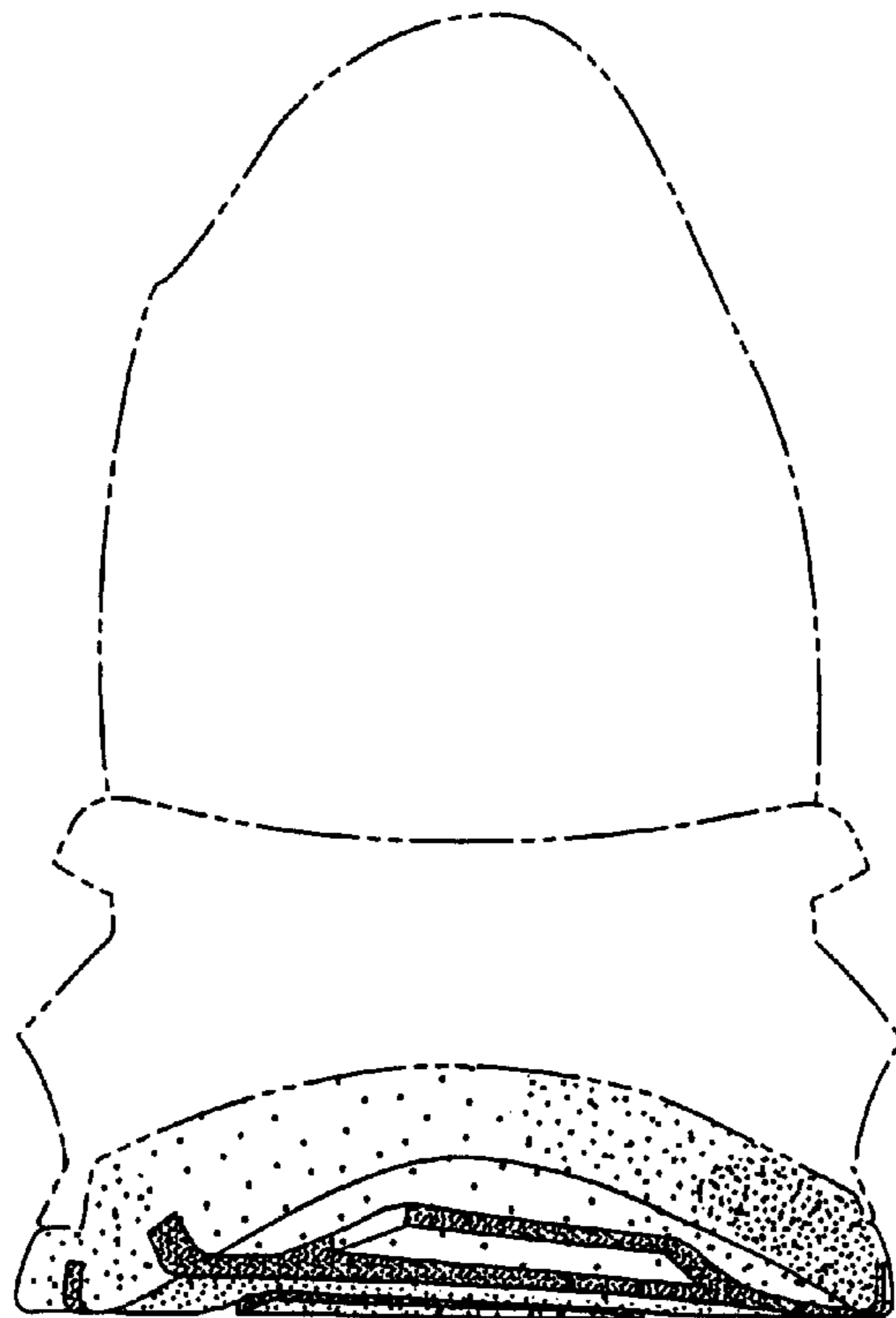


Fig. 6