



US00D509344S

(12) **United States Design Patent**
Sonnergren

(10) **Patent No.: US D509,344 S**

(45) **Date of Patent: ** Sep. 13, 2005**

(54) **FOOTWEAR SOLE**

(75) **Inventor: Trond Sonnergren, Milan (IT)**

(73) **Assignee: Wolverine World Wide, Inc.,
Rockford, MI (US)**

(**) **Term: 14 Years**

(21) **Appl. No.: 29/206,494**

(22) **Filed: Jun. 1, 2004**

(51) **LOC (8) Cl. 02-04**

(52) **U.S. Cl. D2/956; D2/953; D2/954;
D2/955**

(58) **Field of Search D2/902, 946-949,
D2/951-960; 36/3 B, 22 R, 24.5, 25 R,
28, 32 R, 34 R, 67 A, 59 C**

(56) **References Cited**

U.S. PATENT DOCUMENTS

D351,055 S	*	10/1994	Buck, IV	D2/953
D354,162 S	*	1/1995	O'Rorke	D2/954
D374,337 S	*	10/1996	Murai et al.	D2/956
D392,448 S	*	3/1998	Backus	D2/954
D394,942 S	*	6/1998	Campbell et al.	D2/956
D394,943 S	*	6/1998	Campbell et al.	D2/956
D408,976 S	*	5/1999	Shanks et al.	D2/956
D413,713 S	*	9/1999	Hernandez	D2/956
D439,031 S	*	3/2001	Matis et al.	D2/959
D441,944 S	*	5/2001	Rogers	D2/956
D441,945 S	*	5/2001	Della Valle	D2/956
D461,947 S	*	8/2002	Merceron	D2/956
D463,097 S	*	9/2002	Matis et al.	D2/956
D467,711 S	*	12/2002	Chen	D2/956
D468,081 S	*	1/2003	Recchi et al.	D2/954
D474,878 S	*	5/2003	Matis	D2/953

D475,182 S	*	6/2003	Matis	D2/956
D487,612 S	*	3/2004	Matis	D2/951
D498,350 S	*	11/2004	Recchi	D2/956

OTHER PUBLICATIONS

Merrell Fall 2001 Catalog, p 59.
Merrell Fall 2000 Catalog, p 27.
Hytest Boots and Shoes 1998 Catalog, p 69.

* cited by examiner

Primary Examiner—Celia A. Murphy

(74) *Attorney, Agent, or Firm*—Warner Norcross & Judd

(57) **CLAIM**

The ornamental design for footwear sole, as shown and described.

DESCRIPTION

FIG. 1 is a perspective view of a footwear sole embodying my new design;

FIG. 2 is a bottom view thereof;

FIG. 3 is a right side view thereof;

FIG. 4 is a left side view thereof;

FIG. 5 is a front view thereof; and,

FIG. 6 is a rear view thereof.

FIGS. 1-6 show portions of an upper and portions of the sole, in broken lines. The upper and portions of the sole in broken lines are shown for environmental purposes only and do not form any part of the claimed design.

The broken lines immediately adjacent to the solid lines, as well as the broken octagonal shape in FIGS. 1 and 2, represent the external and internal boundaries of the design. The broken lines form no part of the claim.

1 Claim, 4 Drawing Sheets


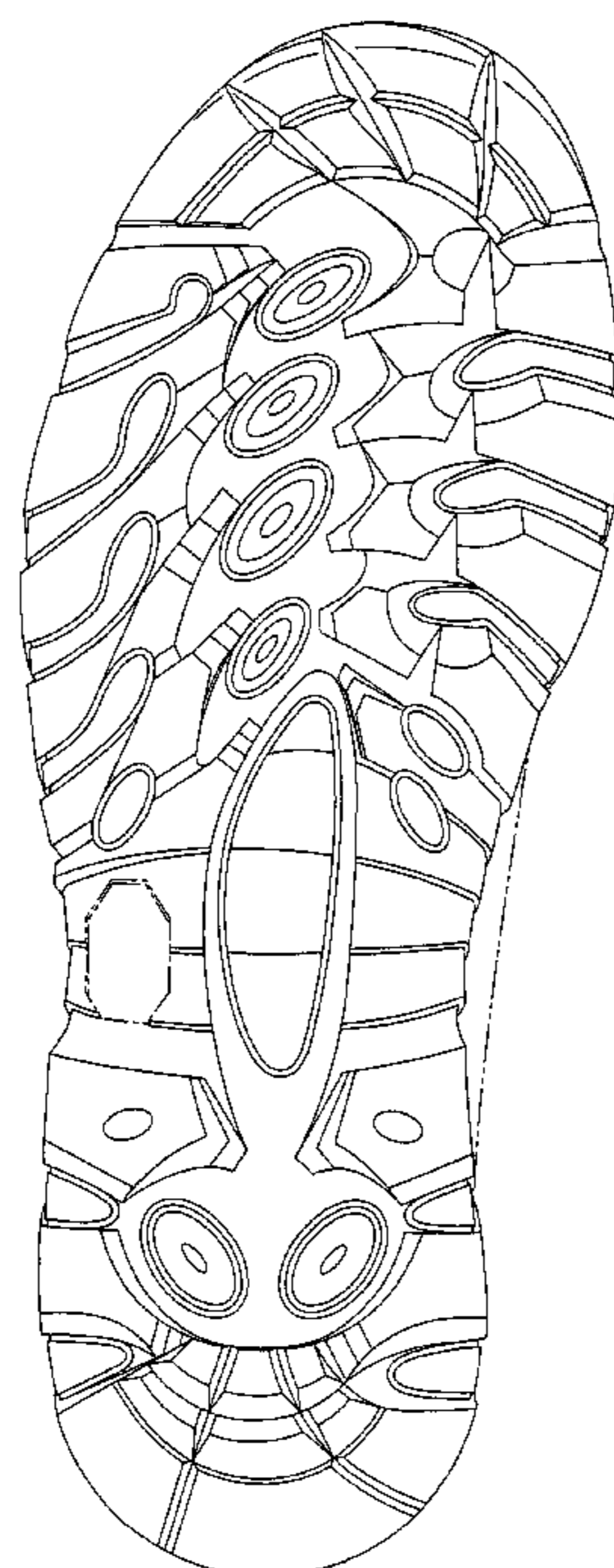




Fig. 1

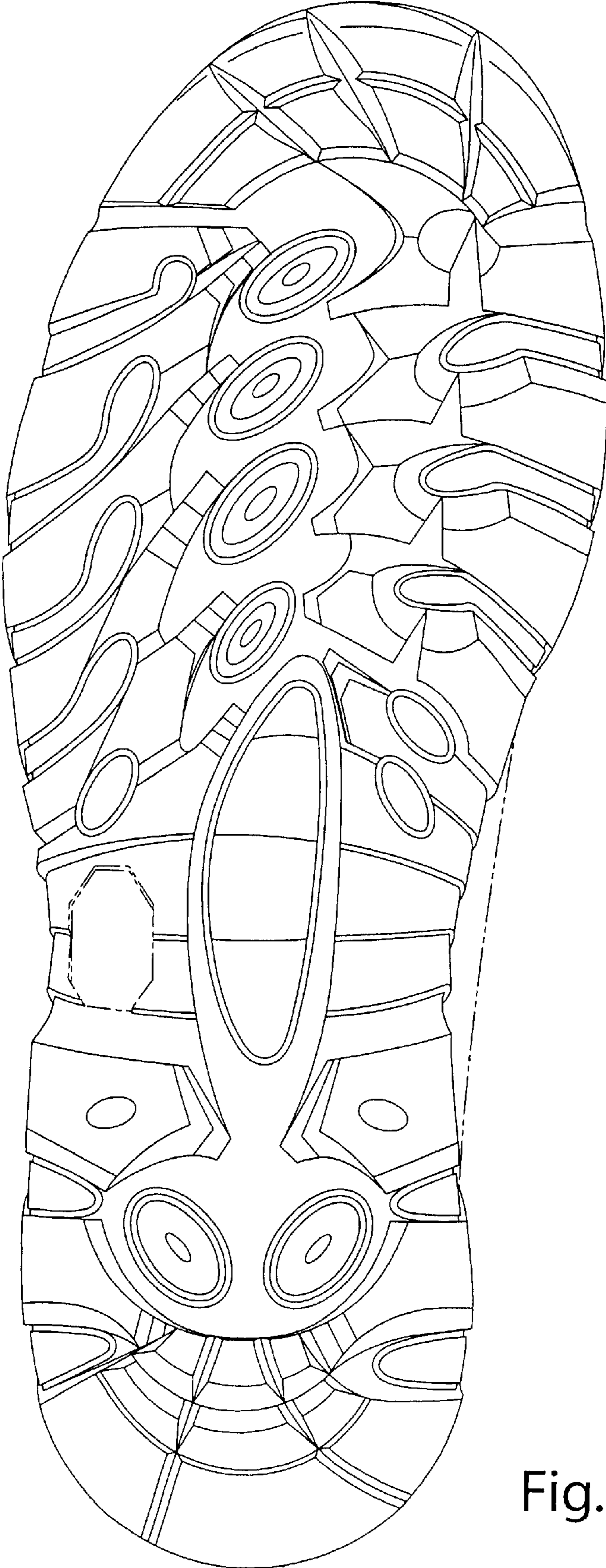


Fig. 2




Fig. 3

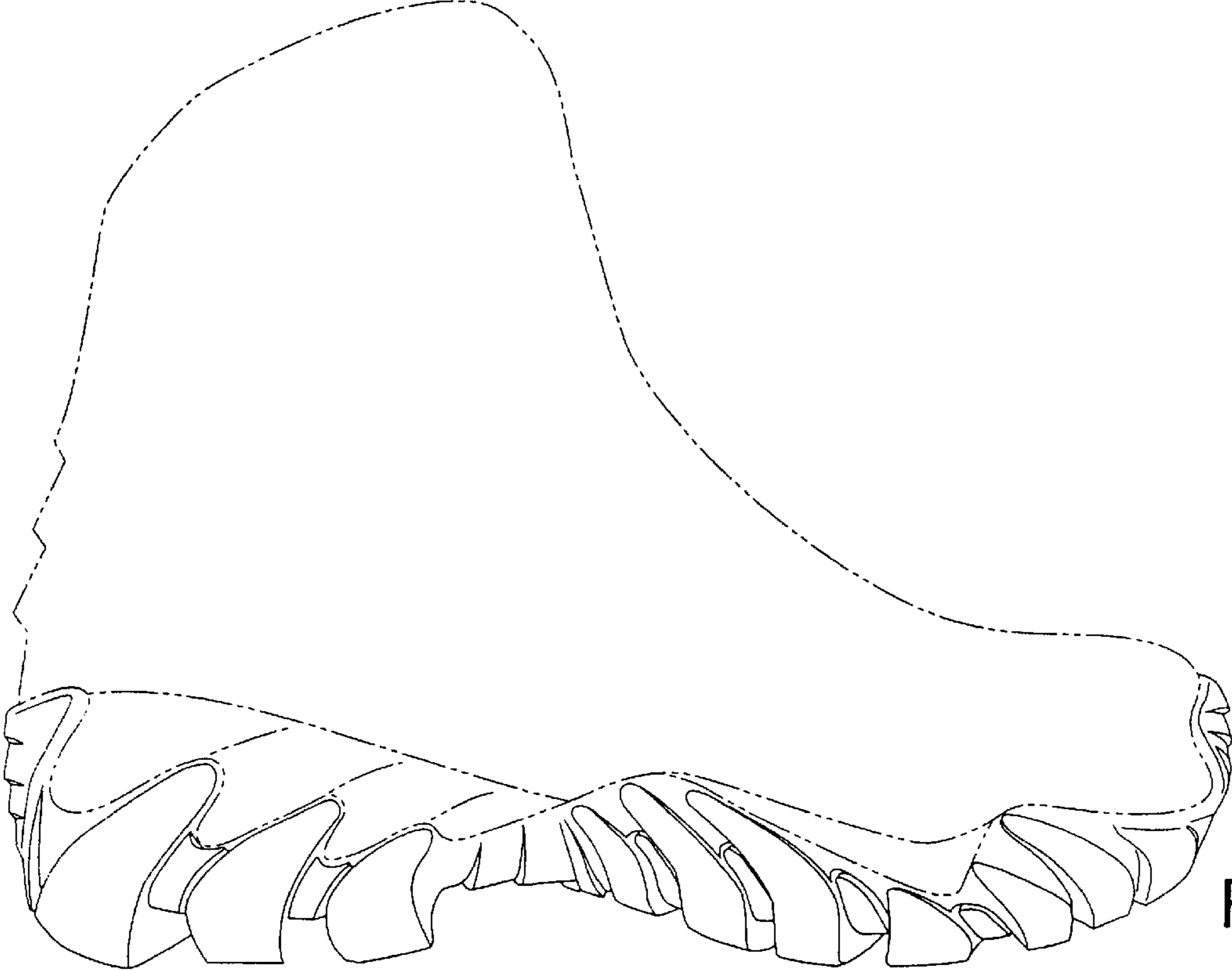


Fig. 4

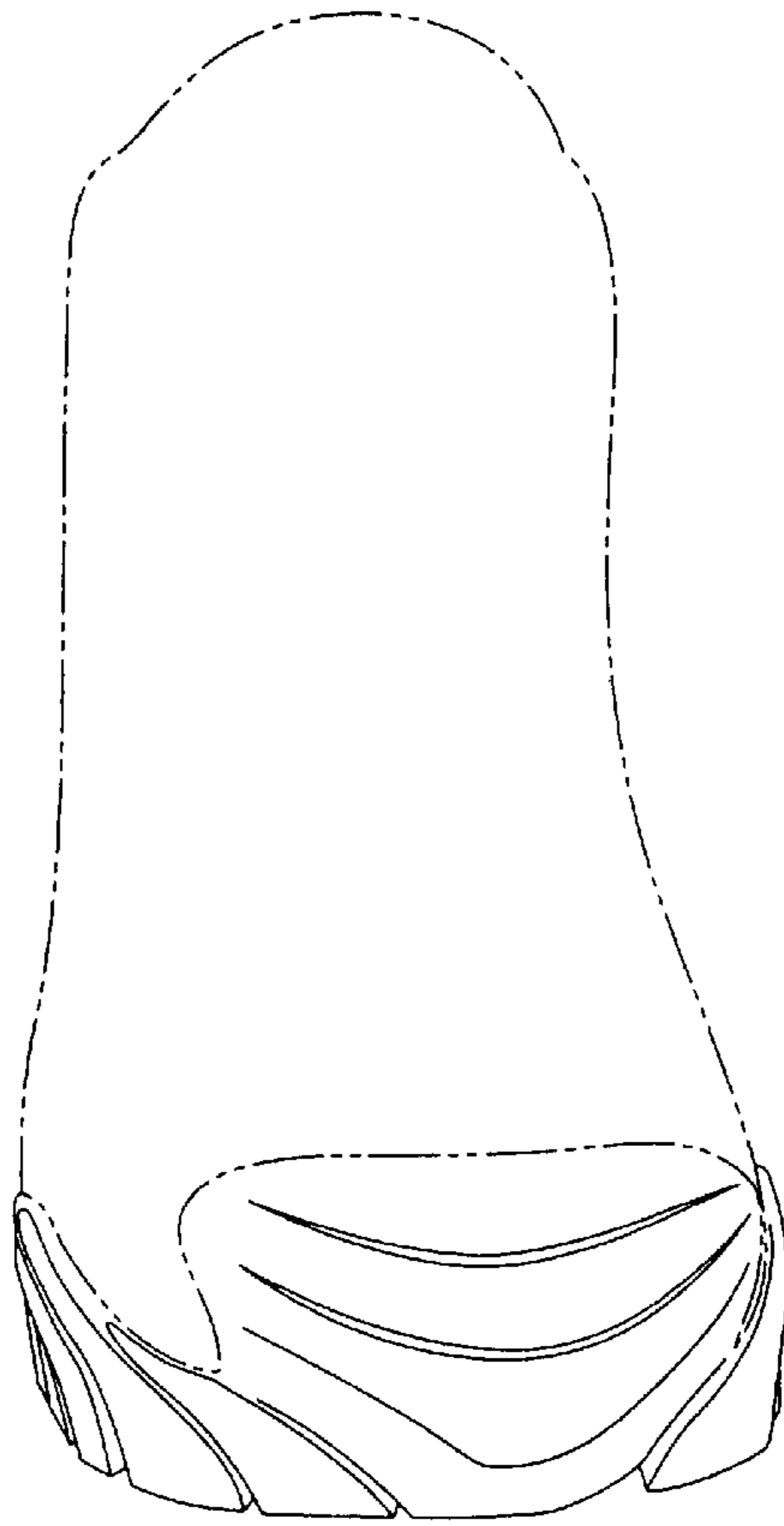


Fig. 5




Fig. 6