

US00D509331S

(12) **United States Design Patent** (10) **Patent No.:** **US D509,331 S**  
**Archer** (45) **Date of Patent:** **\*\* Sep. 6, 2005**

(54) **FILTER COVER FOR A FLOOR CARE APPLIANCE**

(75) **Inventor:** **Matthew J. Archer**, North Canton, OH (US)

(73) **Assignee:** **The Hoover Company**, North Canton, OH (US)

(\*\*) **Term:** **14 Years**

(21) **Appl. No.:** **29/198,952**

(22) **Filed:** **Feb. 6, 2004**

(51) **LOC (8) Cl.** ..... **15-05**

(52) **U.S. Cl.** ..... **D32/31**

(58) **Field of Search** ..... D32/22, 30-34; 15/320-321, 347, 350-351, 353, 361, 410, 412, 414, 246.2, DIG. 8; 55/318, 337, 400, DIG. 3, 429, 459.1, 345, 447; 95/271, 268; 210/512.1, 512.2

(56) **References Cited**

**U.S. PATENT DOCUMENTS**

D442,751 S	*	5/2001	Mehaffey et al. ....	D32/31
D444,275 S	*	6/2001	Mehaffey .....	D32/30
D461,285 S	*	8/2002	Hammond .....	D32/31
D462,489 S	*	9/2002	Roberts et al. ....	D32/31
D463,078 S	*	9/2002	Harada .....	D32/22
D488,272 S	*	4/2004	Leyden et al. ....	D32/31
D494,720 S	*	8/2004	Rosenzweig et al. ....	D32/31

**OTHER PUBLICATIONS**

Hoover Model No. U8120-900 DUAL V, release Aug. 15, 2002.

Hoover Model No. U5161-900 FOLDAWAY, Apr. 24, 2003. Eureka Model No. 4685, introduced Jul., 2000.

Kenmore Model No. 116.34722400, released Jan. 27, 2004.

Regina Model No. VC-92305-Z, purchased Feb., 2004.

Eureka Model No. 4335, purchased Aug., 2002.

Kenmore Model No. 39512, purchased Jun., 2000.

Kenmore Model No. 3270200, purchased Apr. 1, 2002.

Eureka Model 4880AT, purchased Sep. 20, 2001.

\* cited by examiner

*Primary Examiner*—Ruth McInroy

(74) *Attorney, Agent, or Firm*—A. Burgess Lowe; Michael J. Corrigan

(57) **CLAIM**

The ornamental design for a filter cover for a floor care appliance, as shown and described.

**DESCRIPTION**

FIG. 1 is a front perspective view of a filter cover for a floor care appliance showing my new design;

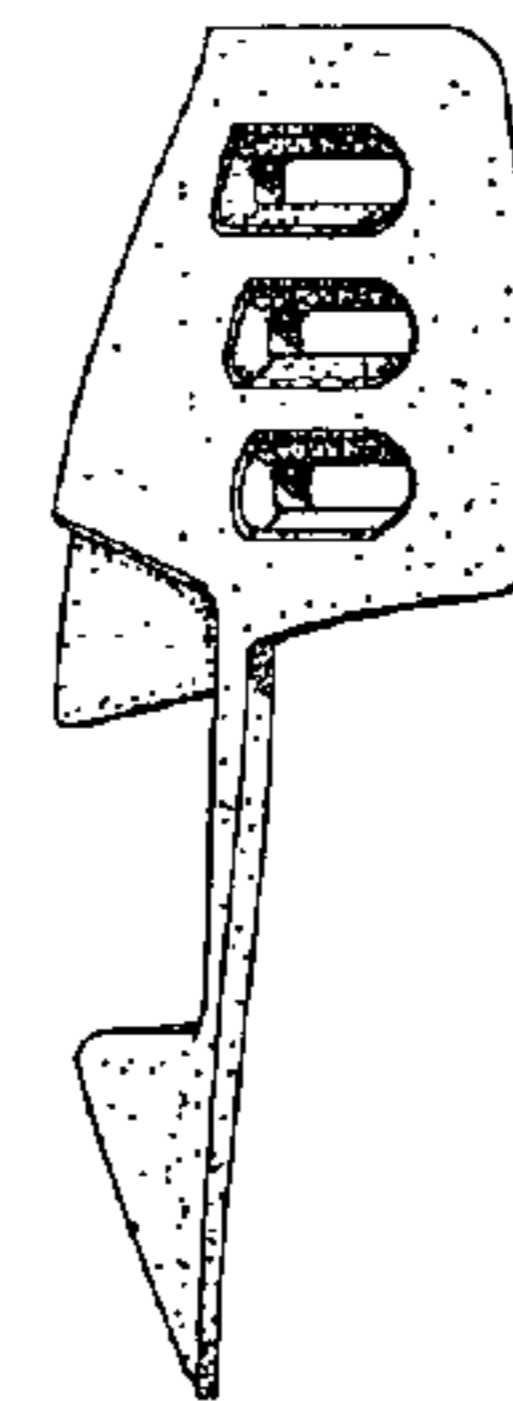
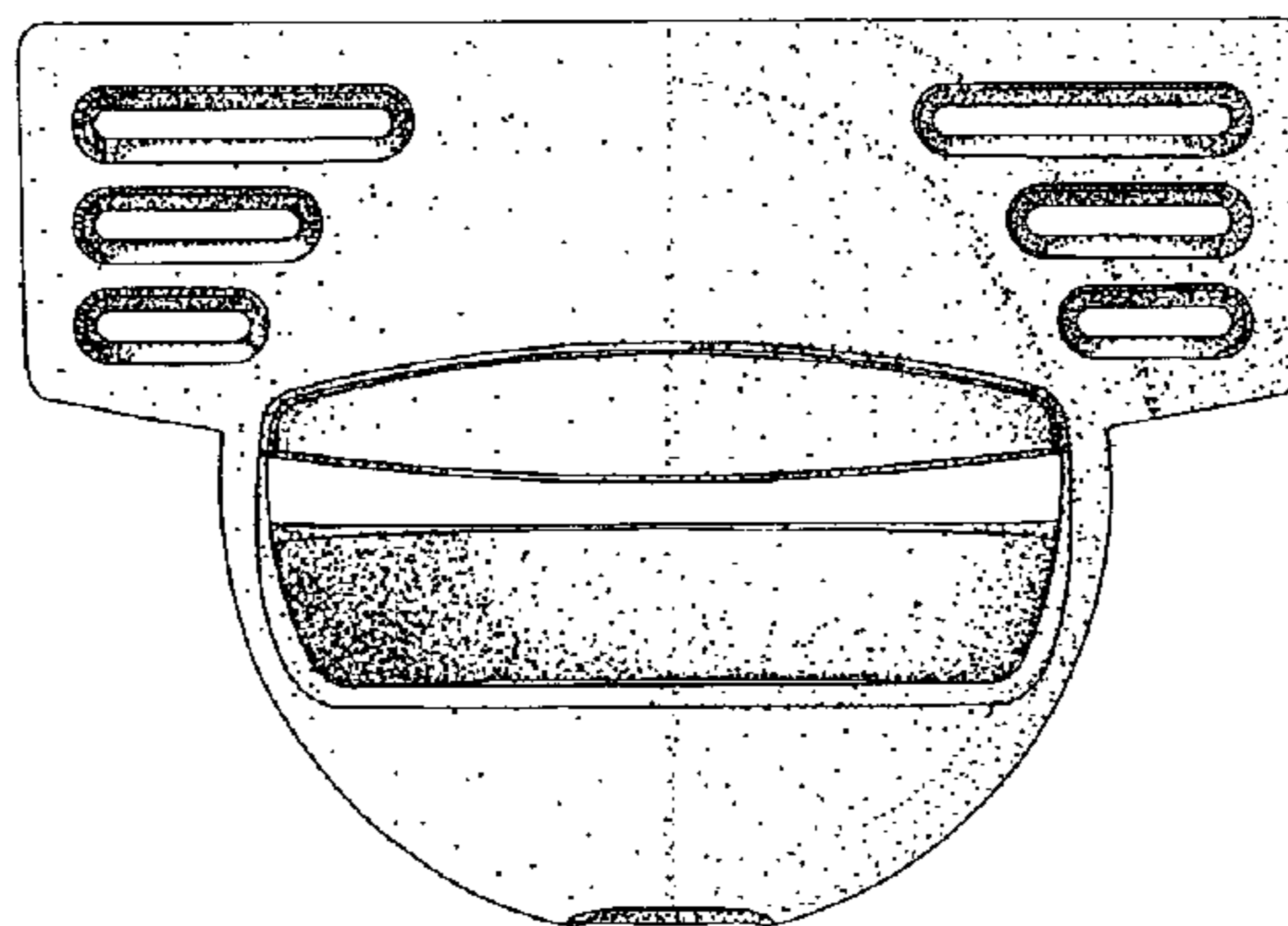
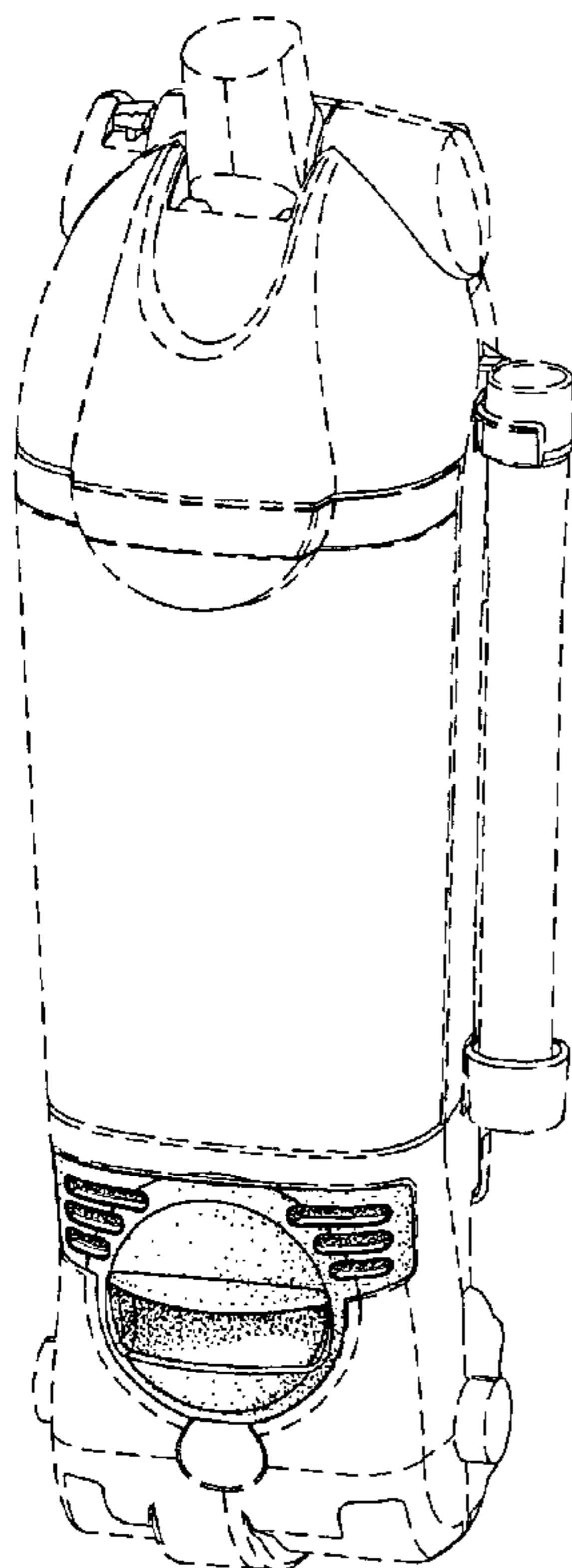
FIG. 2 is a front view thereof;

FIG. 3 is a right side view thereof; and,

FIG. 4 is a left side view thereof.

The portions shown in dashed lines are shown for illustrative purposes only and form no part of the claimed design.

**1 Claim, 2 Drawing Sheets**



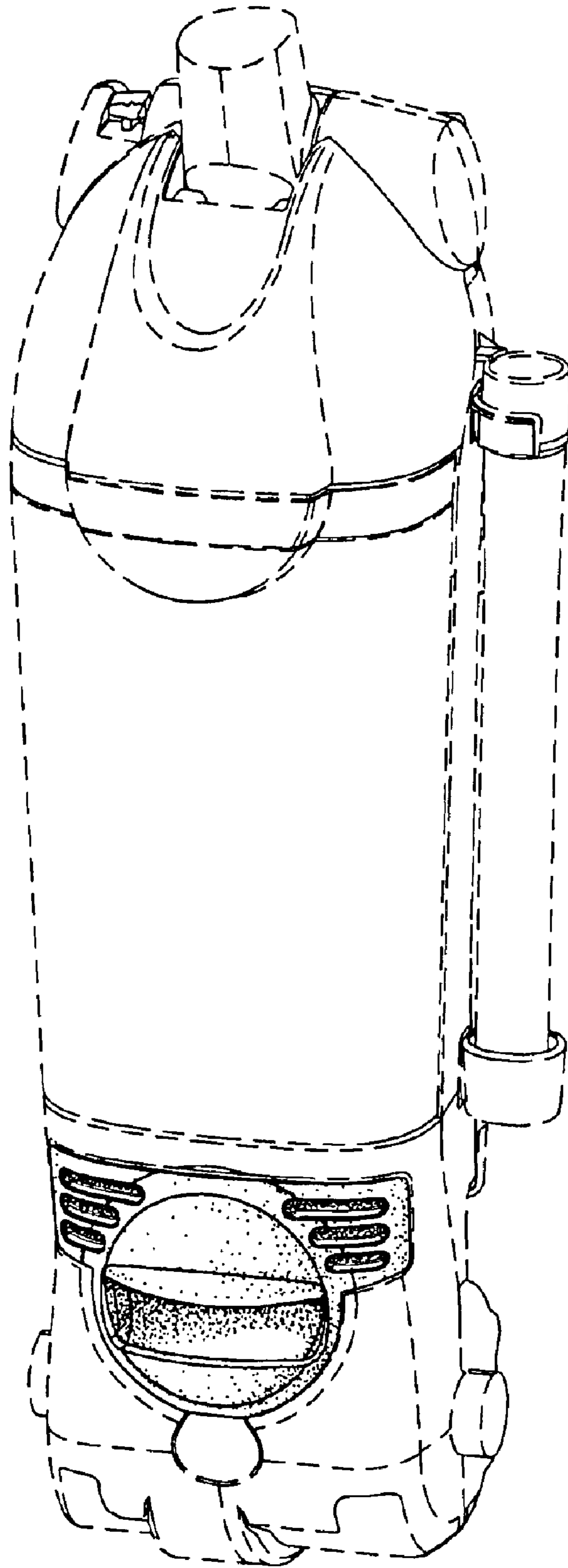


FIG-1

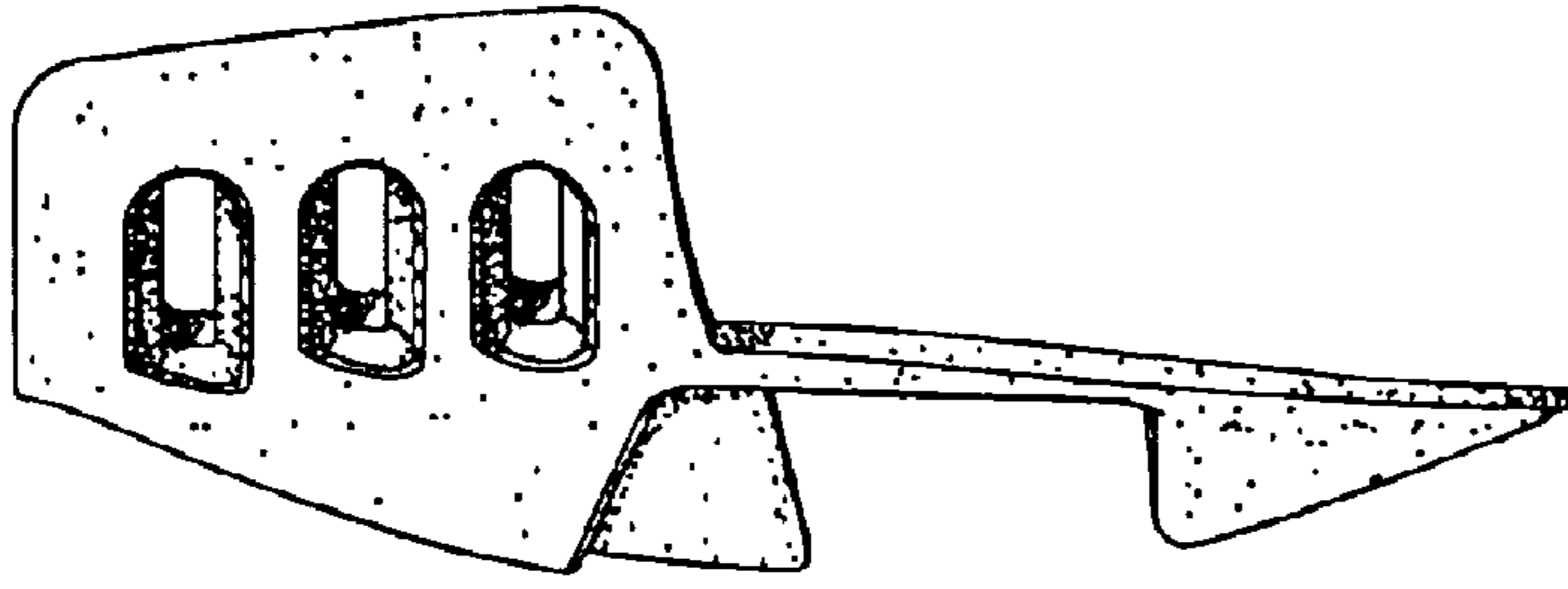


FIG-4

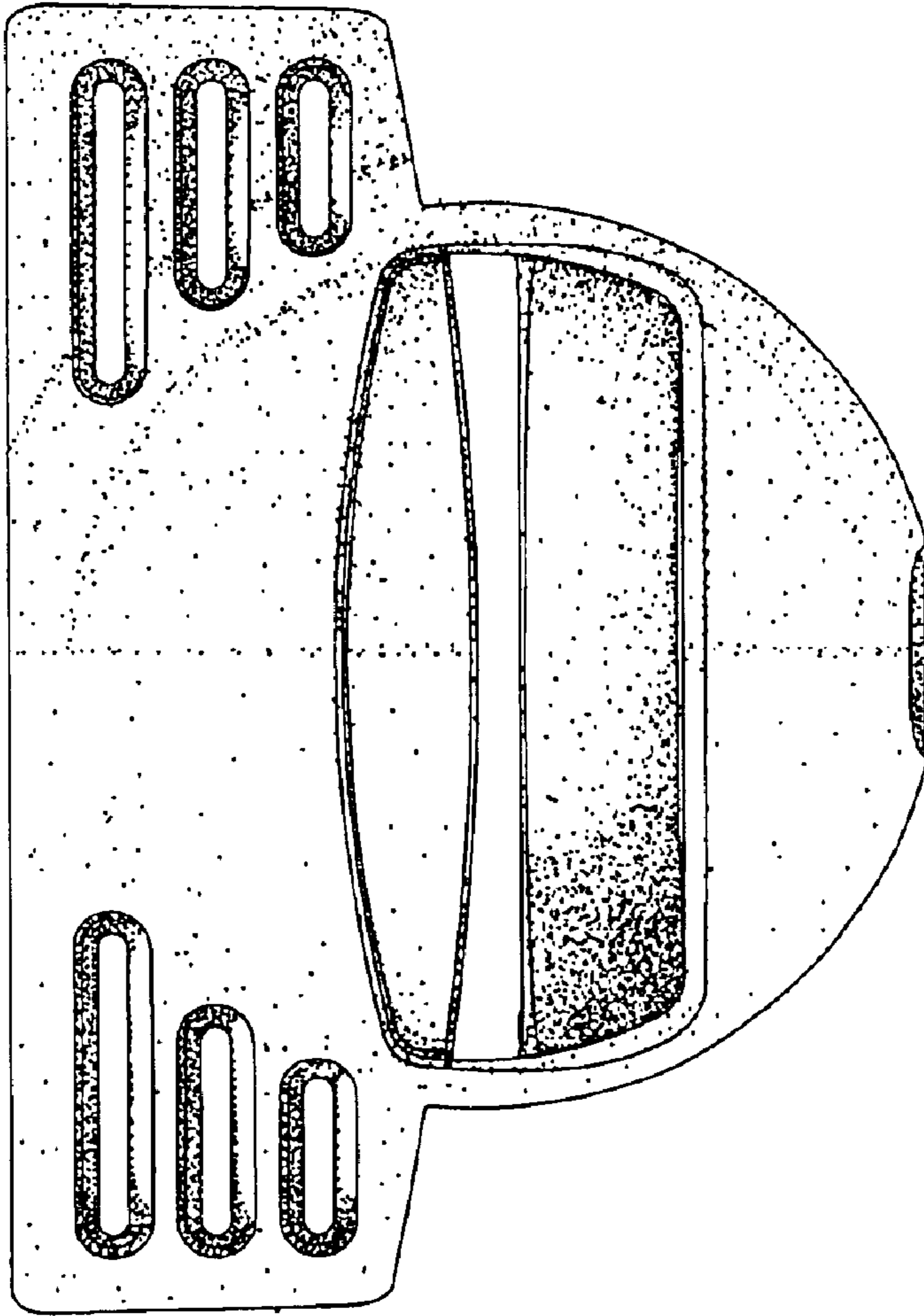


FIG-2

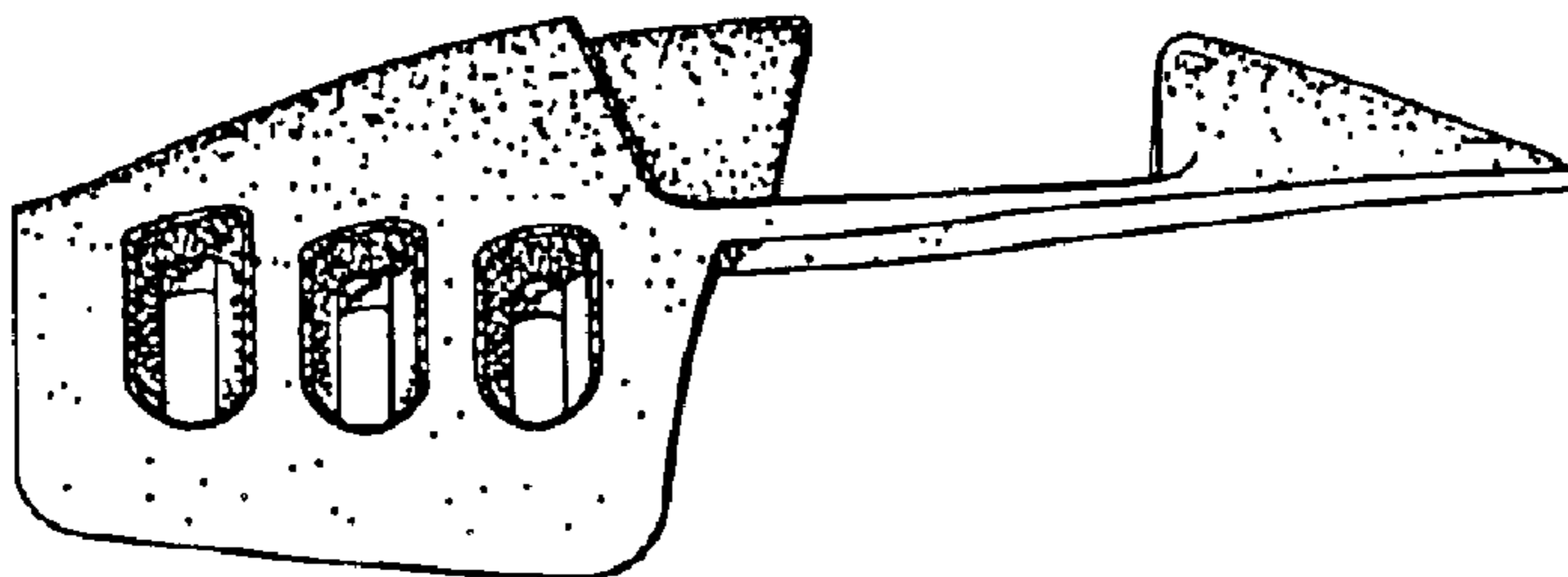


FIG-3