

US00D509299S

(12) **United States Design Patent**
Watanabe

(10) **Patent No.:** **US D509,299 S**

(45) **Date of Patent:** **** Sep. 6, 2005**

(54) **NET TAPE**

(76) **Inventor:** **Hideo Watanabe**, 3-24 Hashimoto-cho,
Haramachi-shi Fukushima (JP)

(**) **Term:** **14 Years**

(21) **Appl. No.:** **29/183,392**

(22) **Filed:** **Jun. 10, 2003**

(51) **LOC (8) Cl.** **24-04**

(52) **U.S. Cl.** **D24/189**

(58) **Field of Search** D24/188, 189;
602/41-44, 48, 52, 76; 607/96, 108, 109,
112, 114

(56) **References Cited**

U.S. PATENT DOCUMENTS

- 4,505,271 A * 3/1985 Weber 602/62
- 5,352,215 A * 10/1994 Thome et al. 604/284
- 6,143,946 A * 11/2000 Docter 602/41
- 2002/0042641 A1 * 4/2002 Johnson 607/114

* cited by examiner

Primary Examiner—Stella Reid

(74) *Attorney, Agent, or Firm*—Jordan and Hamburg LLP

(57) **CLAIM**

The ornamental design for a net tape, as shown and described.

DESCRIPTION

FIG. 1 is a front view of a net tape showing my new design;

FIG. 2 is a back view thereof;

FIG. 3 is a side view thereof;

FIG. 4 is a top view thereof;

FIG. 5 is an expanded sectional view taken along line 5—5 of FIG. 1; and,

FIG. 6 is a perspective view thereof, in use condition.

The broken line showing of the human body in FIG. 6 is for illustrative purposes only and forms no part of the claimed design.

1 Claim, 3 Drawing Sheets




FIG. 1




FIG. 2




FIG. 3



FIG. 4



FIG. 5




FIG. 6

