

US00D509271S

(12) **United States Design Patent** (10) **Patent No.:** **US D509,271 S**
Nishihara (45) **Date of Patent:** **** Sep. 6, 2005**

(54) **BASKETBALL**

(75) Inventor: **Kiyooki Nishihara, Hiroshima (JP)**

(73) Assignee: **Kabushiki Kaisha Molten, Hiroshima (JP)**

(**) Term: **14 Years**

(21) Appl. No.: **29/215,847**

(22) Filed: **Oct. 26, 2004**

(30) **Foreign Application Priority Data**

Aug. 6, 2004 (JP) 2004-023712

(51) **LOC (8) Cl.** **21-02**

(52) **U.S. Cl.** **D21/713**

(58) **Field of Search** D21/707-714;
473/569-614

(56) **References Cited**

U.S. PATENT DOCUMENTS

676,506 A *	6/1901	Knight et al.	473/268
D234,213 S *	1/1975	Anderson	D21/713
4,867,452 A *	9/1989	Finley	473/569
D478,641 S *	8/2003	Kuehne	D21/713
D484,934 S *	1/2004	Chang	D21/713
D493,856 S *	8/2004	Nishihara	D21/713
D498,803 S *	11/2004	Nishihara	D21/713

OTHER PUBLICATIONS

SPALDING 1975 Retail Catalog, p. 80: item No. 61-245.*
 REGENT(R) The Name in Games(TM), undated catalog, p. 23: item Nos. 71975 & 71910.*
 SPORTIME(R) Fall 2002 catalog, p. 174: Zebra Beach Ball.*

Related U.S. Appl. No. 29/215,844, filed Oct. 26, 2004; Inventor K. Nishihara.

Related U.S. Appl. No. 29/215,845, filed Oct. 26, 2004; Inventor K. Nishihara.

Related U.S. Appl. No. 29/215,846, filed Oct. 26, 2004; Inventor K. Nishihara.

Related U.S. Appl. No. 29/215,848, filed Oct. 26, 2004; Inventor K. Nishihara.

Related U.S. Appl. No. 29/215,851, filed Oct. 26, 2004; Inventor K. Nishihara.

Related U.S. Appl. No. 29/215,852, filed Oct. 26, 2004; Inventor K. Nishihara.

Related U.S. Appl. No. 29/215,853, filed Oct. 26, 2004; Inventor K. Nishihara.

* cited by examiner

Primary Examiner—Catherine Tuttle

(74) *Attorney, Agent, or Firm*—Frishauf, Holtz, Goodman & Chick, P.C.

(57) **CLAIM**

The ornamental design for a basketball, as shown and described.

DESCRIPTION

The patent or application file contains at least one drawing executed in color. Copies of this patent or patent application publication with color drawings will be provided by the Office upon request and payment of the necessary fee.

FIG. 1 is a front view of a basketball showing my new design, the top plan view, back view and bottom plan view being identical with the front view;

FIG. 2 is a right side view thereof; the left side view being identical with the right side view; and,

FIG. 3 is a perspective view thereof.

1 Claim, 2 Drawing Sheets




FIG. 1

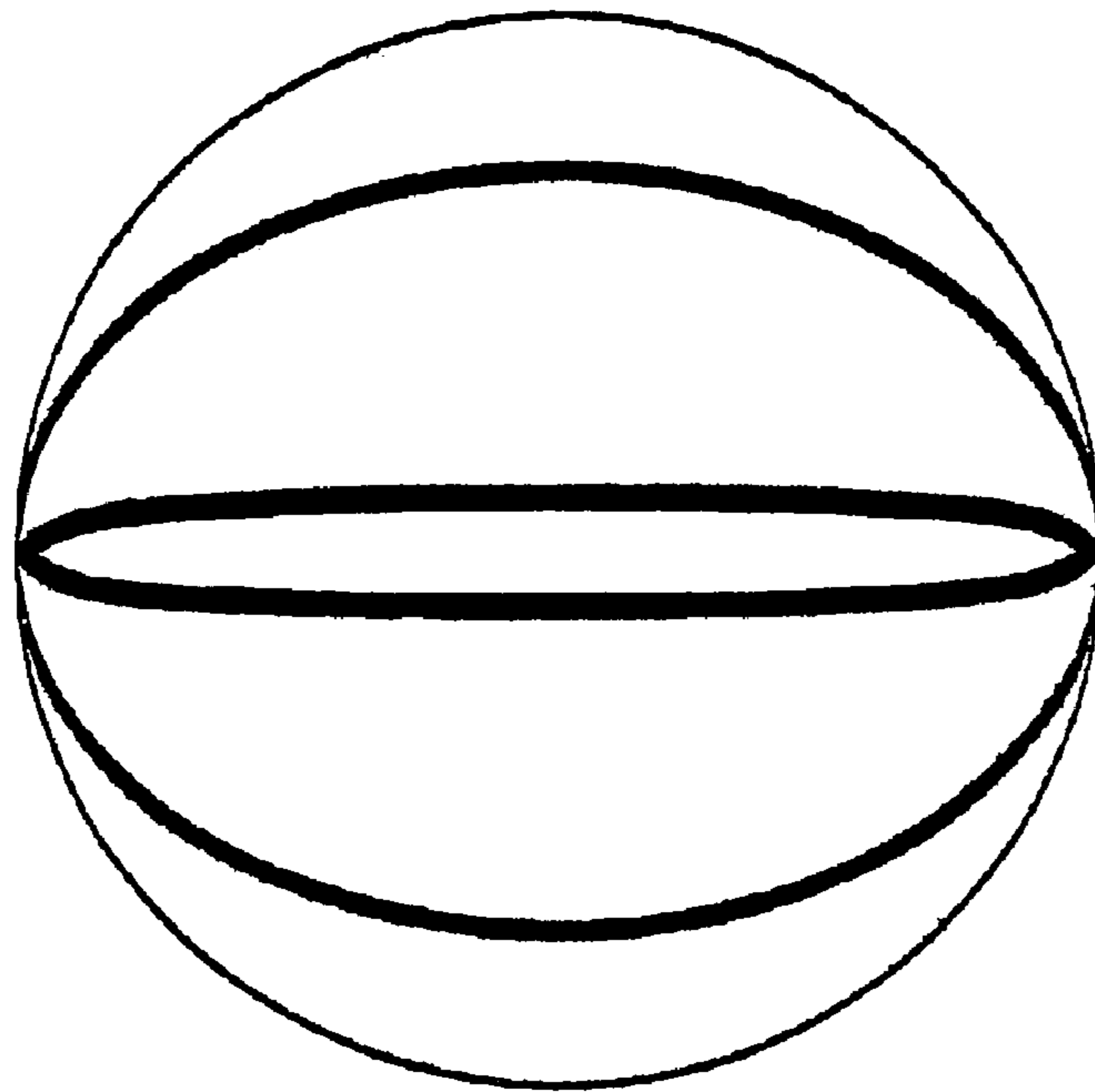


FIG. 2

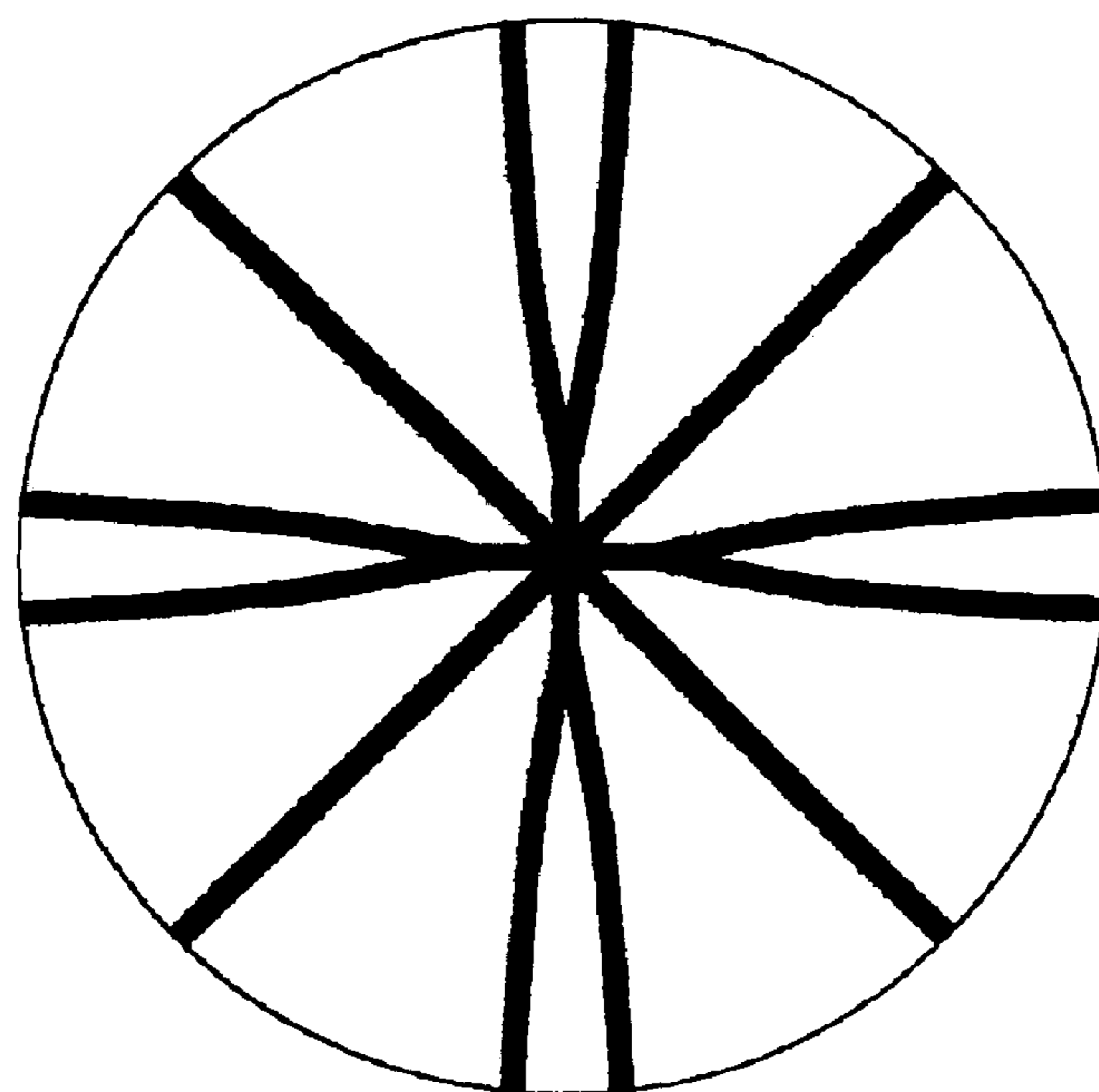


FIG. 3

