



US00D509270S

(12) **United States Design Patent** (10) **Patent No.:** **US D509,270 S**
Stangler (45) **Date of Patent:** **** Sep. 6, 2005**

(54) **EXERCISE FLOOR PAD**

(76) Inventor: **Ari J. Stangler**, 8306 Wilshire Blvd.
#384, Beverly Hills, CA (US) 90211

(**) Term: **14 Years**

(21) Appl. No.: **29/197,590**

(22) Filed: **Jan. 16, 2004**

(51) **LOC (8) Cl.** **21-02**

(52) **U.S. Cl.** **D21/686; D6/601**

(58) **Field of Search** D21/662, 686,
D21/687, 690; D6/601; 482/140, 142; 5/630,
632, 633

(56) **References Cited**

U.S. PATENT DOCUMENTS

D289,481 S *	4/1987	Reddick	D6/601
D336,134 S *	6/1993	Kalatsky	D24/190
D353,173 S *	12/1994	Almeda	D21/687
D356,919 S *	4/1995	Nadeau	D6/601
5,431,618 A *	7/1995	Levi	482/142
D364,202 S *	11/1995	Benson	D21/686
5,551,935 A *	9/1996	Pustaver et al.	482/142
5,584,786 A *	12/1996	Almeda	482/142
5,647,829 A *	7/1997	Rivas	482/142
D406,718 S *	3/1999	Jacobs	D6/601
6,292,964 B1 *	9/2001	Rose et al.	5/630
D469,648 S *	2/2003	Meldeau	D6/601

* cited by examiner

Primary Examiner—Philip S. Hyder
(74) *Attorney, Agent, or Firm*—Perkins Coie LLP

(57) **CLAIM**

The ornamental design for an exercise floor pad, as shown and described.

DESCRIPTION

FIG. 1 is a perspective view of an exercise floor pad, showing my new design, wherein the broken line showing of the person is for illustrative purposes only and forms no part of the claimed design;

FIG. 2 is a front elevation view showing my new design.

FIG. 3 is a rear elevation view thereof.

FIG. 4 is a right side view thereof.

FIG. 5 is a left side view thereof.

FIG. 6 is a plan view thereof.

FIG. 7 is a plan view of an alternative embodiment of my new design.

FIG. 8 is a front view of the alternative design shown in FIG. 7.

FIG. 9 is a rear elevation view thereof.


FIG. 10 is a right side elevation view thereof.

FIG. 11 is a left side elevation view thereof; and,

FIG. 12 is a perspective view of the embodiment of the design disclosed in FIGS. 1 through 6.

Features shown in dotted lines are unclaimed.

1 Claim, 6 Drawing Sheets



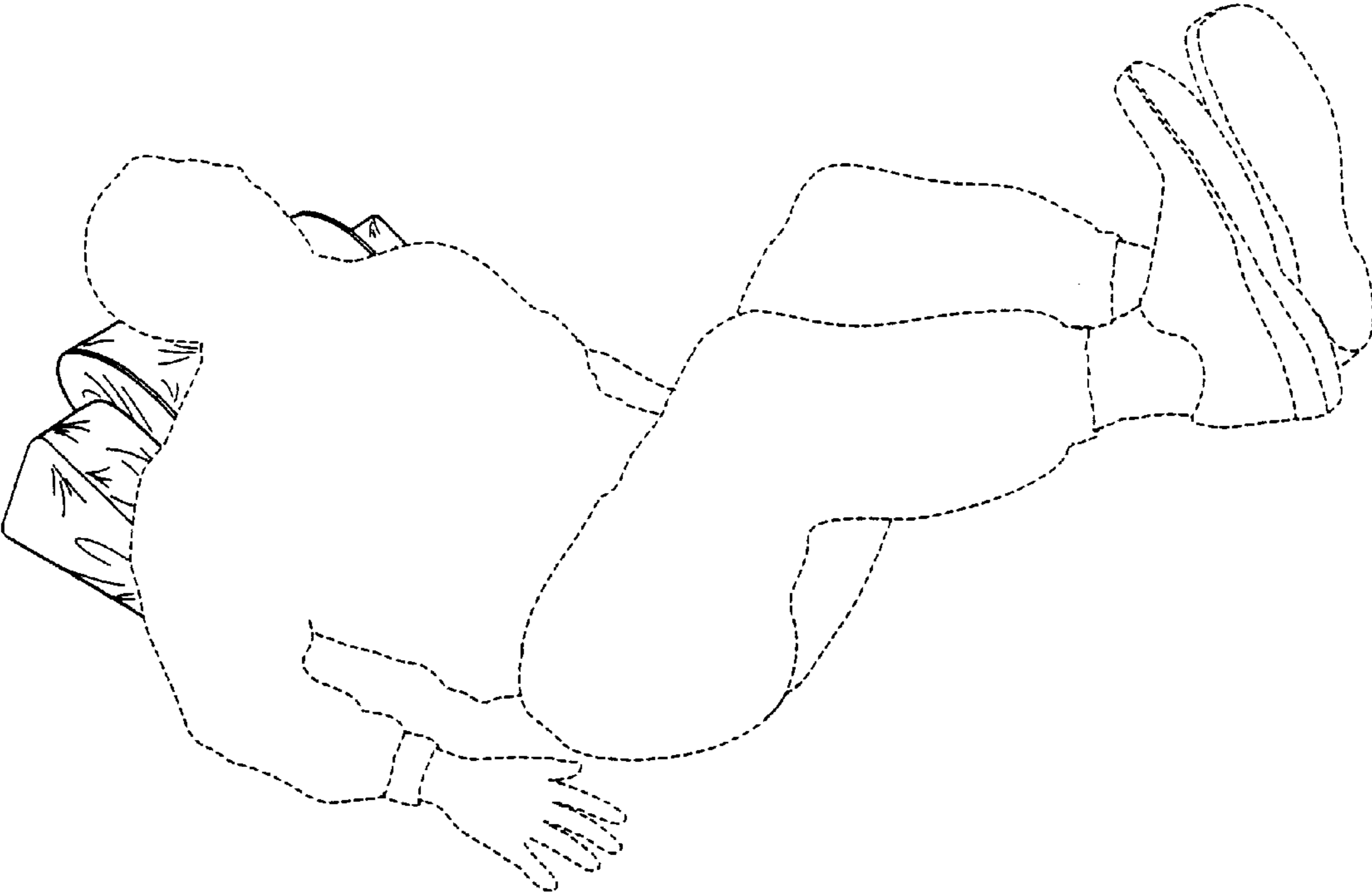


FIG. 1




FIG. 12

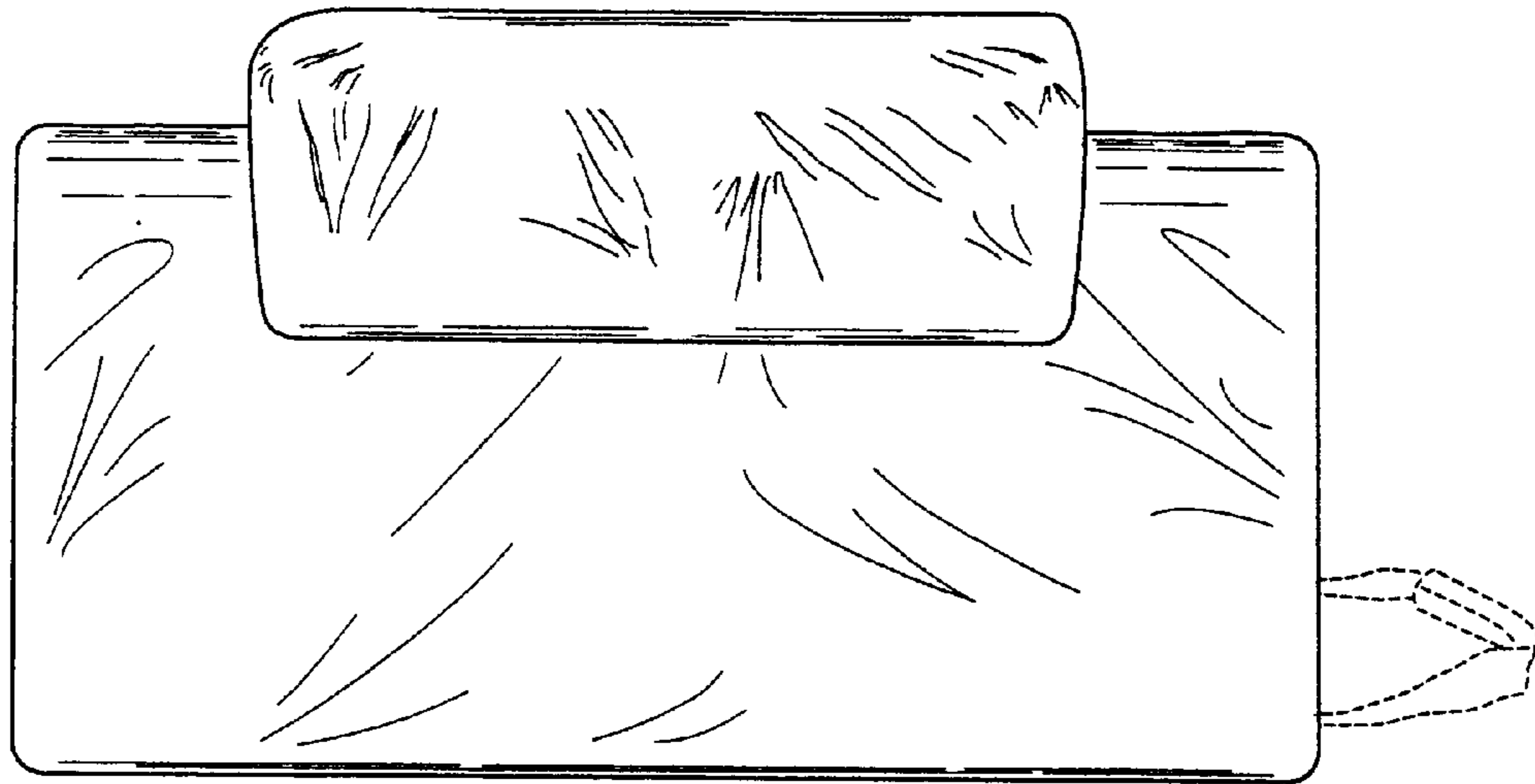


FIG. 2




FIG. 3




FIG. 4




FIG. 5




FIG. 6




FIG. 7

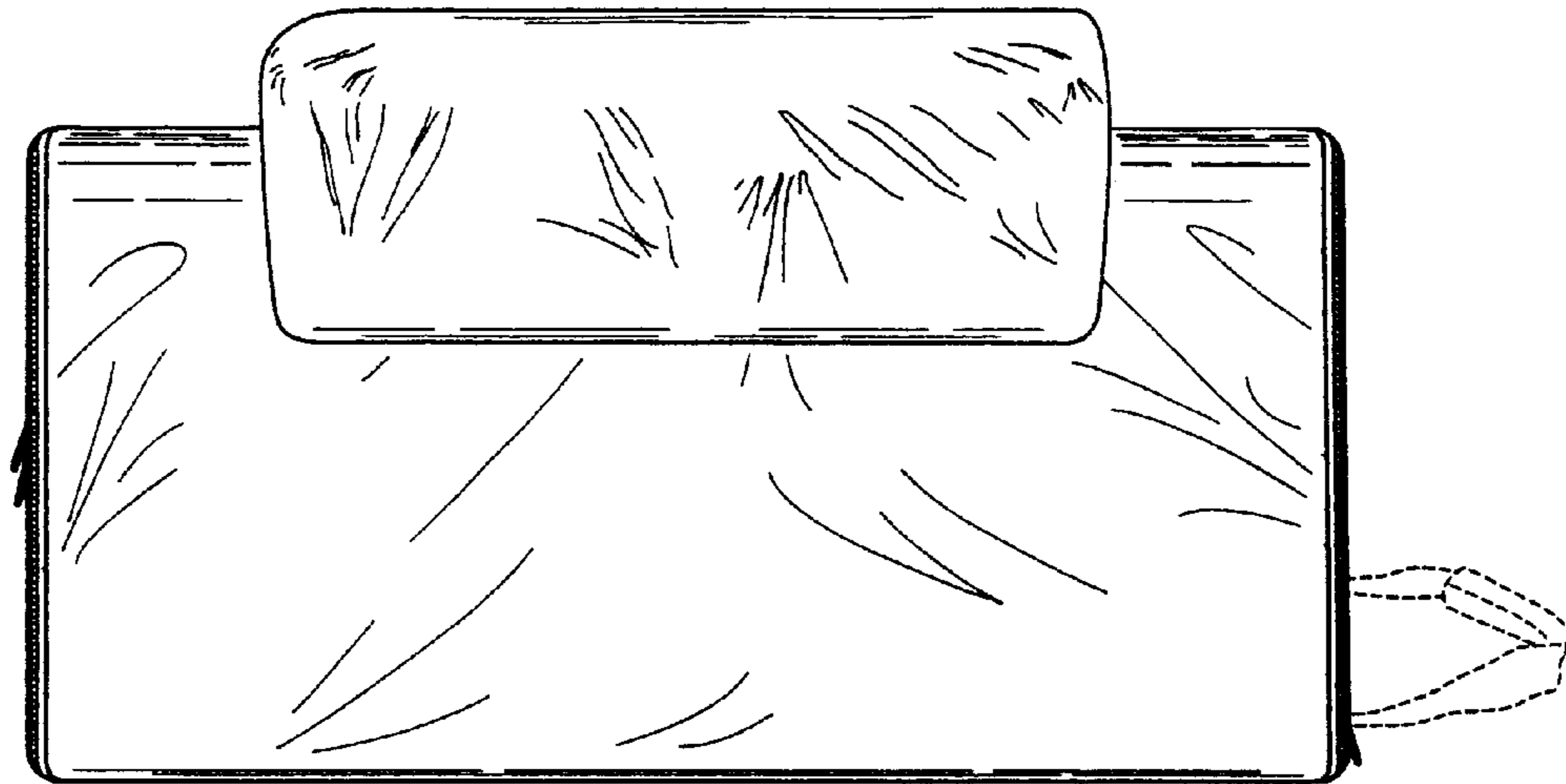


FIG. 8

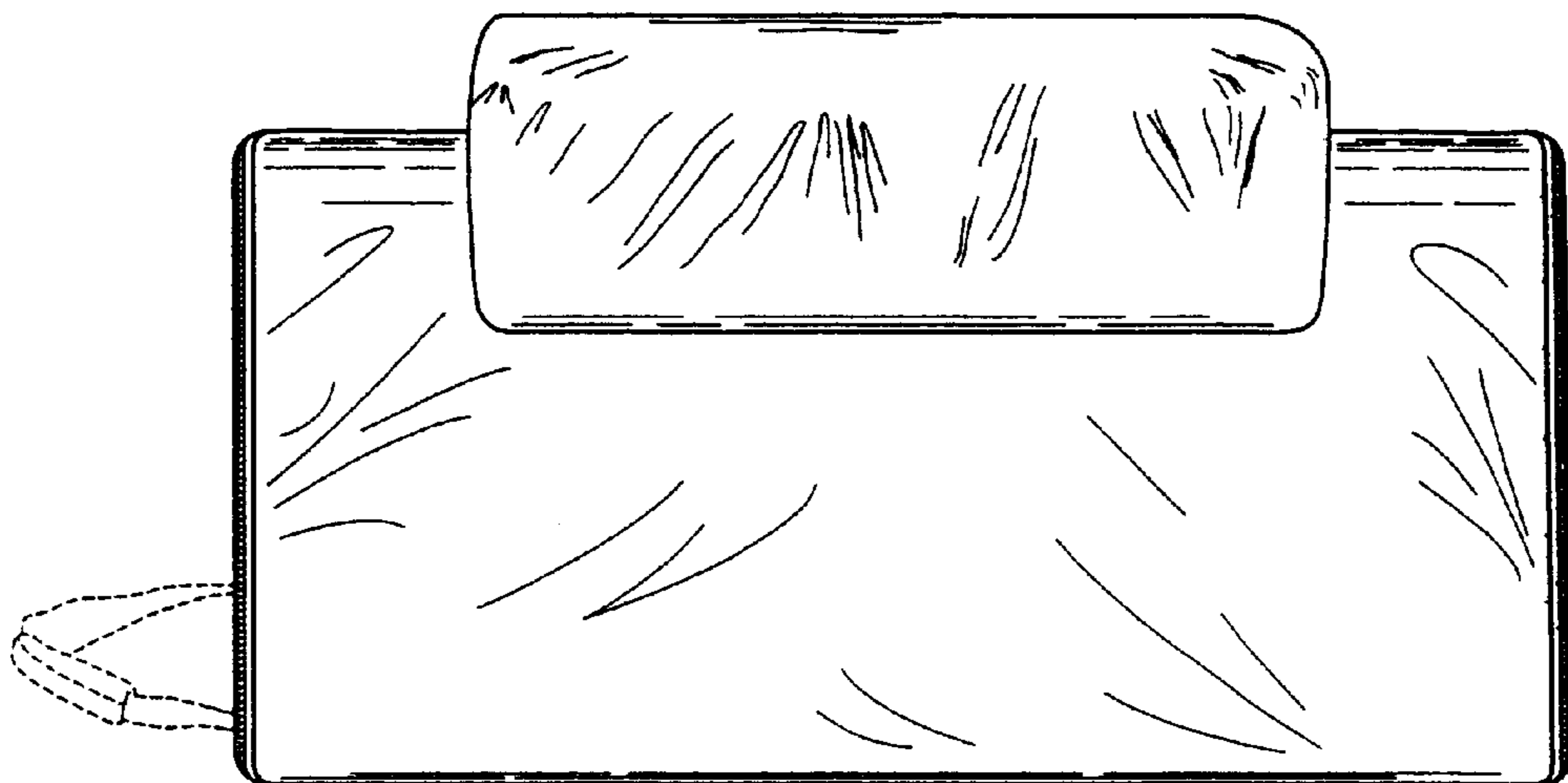


FIG. 9

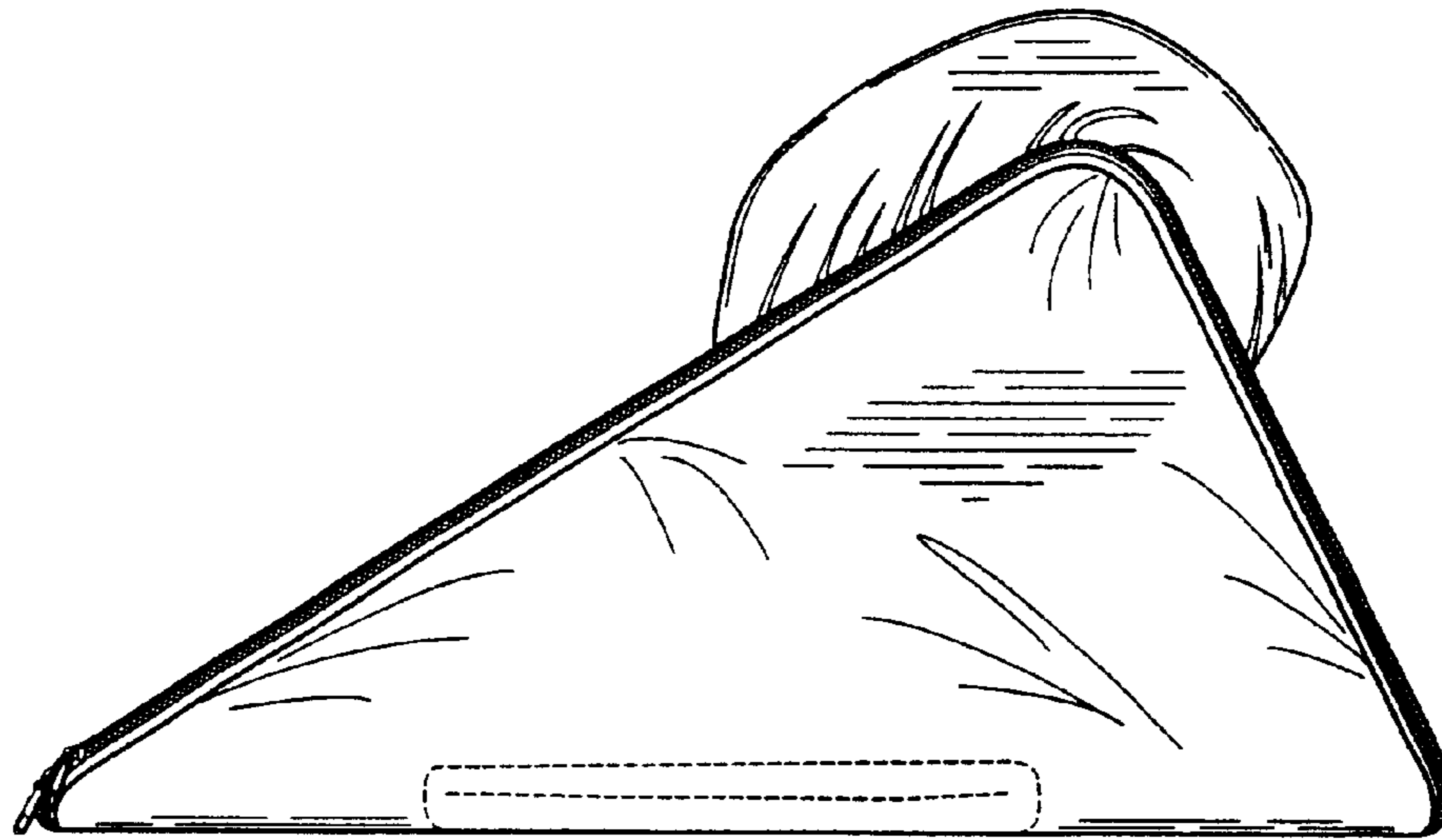


FIG. 10




FIG. 11