

US00D509265S

(12) **United States Design Patent**
Lemesle

(10) **Patent No.:** **US D509,265 S**
(45) **Date of Patent:** **** Sep. 6, 2005**

(54) **SPINNING TOP**

D404,438 S * 1/1999 Hunts D21/460

(76) Inventor: **Véronique Lemesle**, 15, rue de Gros
Calillou, 75007 Paris (FR)

* cited by examiner

Primary Examiner—Catherine Tuttle

(**) Term: **14 Years**

(74) *Attorney, Agent, or Firm*—Stites & Harbison PLLC;
Douglas E. Jackson

(21) Appl. No.: **29/187,522**

(57) **CLAIM**

(22) Filed: **Aug. 4, 2003**

The ornamental design for a spinning top, as shown and
described.

(30) **Foreign Application Priority Data**

DESCRIPTION

Feb. 5, 2003 (FR) 03 0708

(51) **LOC (8) Cl.** **21-01**

FIG. 1 is front and slightly top view of a spinning top
according to the present invention.

(52) **U.S. Cl.** **D21/560; D21/510**

FIG. 2 is a top view of the spinning top depicted in FIG. 1.
FIG. 3 is a perspective rear, left side and slightly top view
of the spinning top depicted in FIG. 1, the perspective front,
right side, and slightly top view being a mirror image
thereof.

(58) **Field of Search** D21/411, 465,
D21/458-464, 510; D9/322; D11/48.81,
157; D20/38; 446/213-216, 236-266, 476

FIG. 4 is a bottom view of the spinning top depicted in FIG.
1; and,

(56) **References Cited**

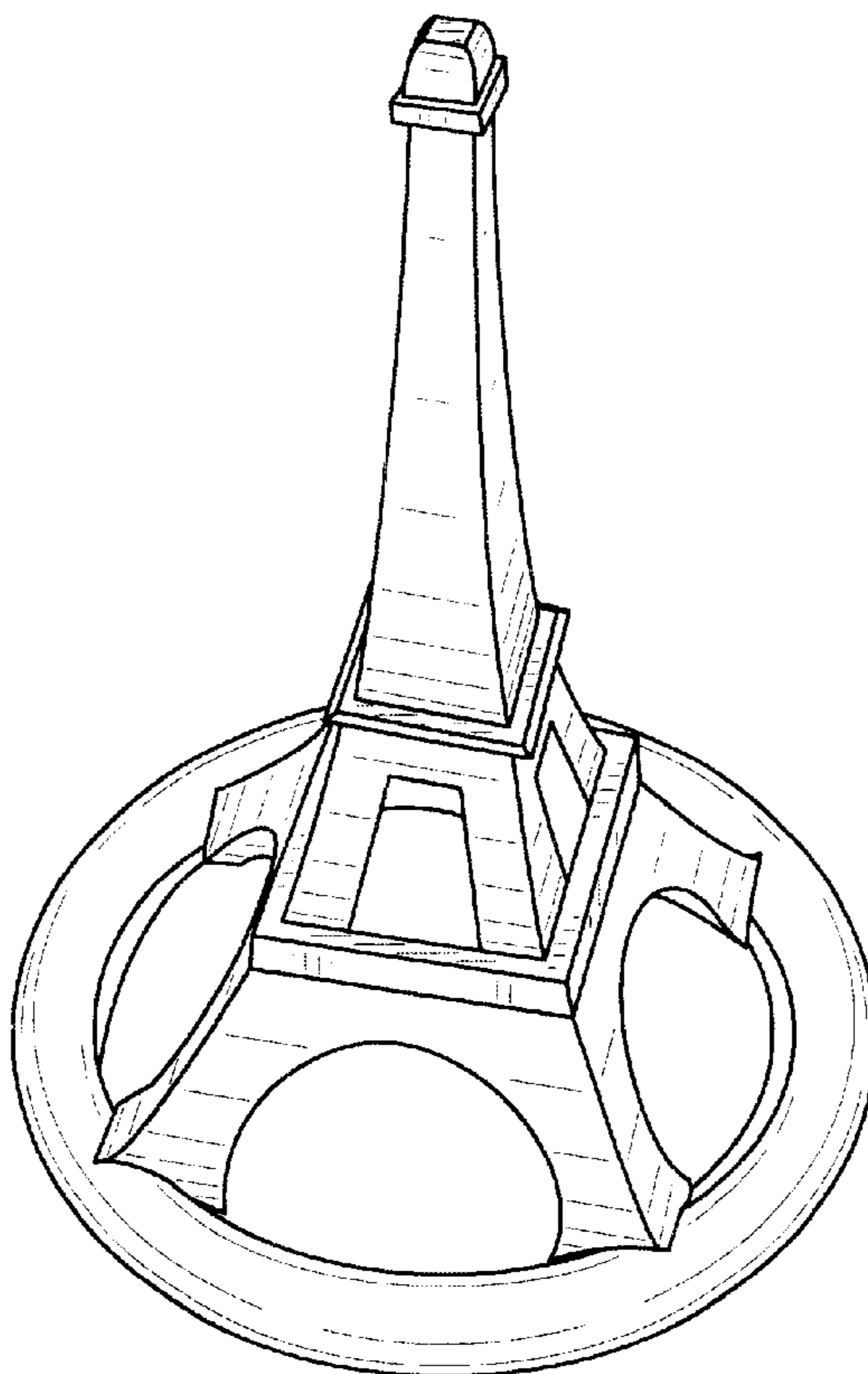
U.S. PATENT DOCUMENTS

FIG. 5 is a perspective front, top and right side view of the
spinning top depicted in FIG. 1.

D2,929 S	*	2/1868	Pusey	D20/23
307,264 A	*	10/1884	Broome	446/262
1,016,960 A	*	2/1912	Sapper	446/243
1,530,546 A	*	3/1925	Cowen	446/476
3,583,092 A	*	6/1971	Schoenfield	446/241
D258,674 S	*	3/1981	Balleis	D21/462
D301,259 S	*	5/1989	Rubino	D21/460
D310,626 S	*	9/1990	Dinand	D9/322
D388,321 S	*	12/1997	Chahed	D9/322

No claim is made to either the unshaded areas within the top
of the ring shaped base or the unshaded portions within the
broken line circle in FIG. 4 that are not visible in FIGS. 1
and 3. The features shown in broken lines are for illustrative
purposes only; and likewise form no part of the claimed
design.

1 Claim, 2 Drawing Sheets






FIG. 1




FIG. 2




FIG. 3

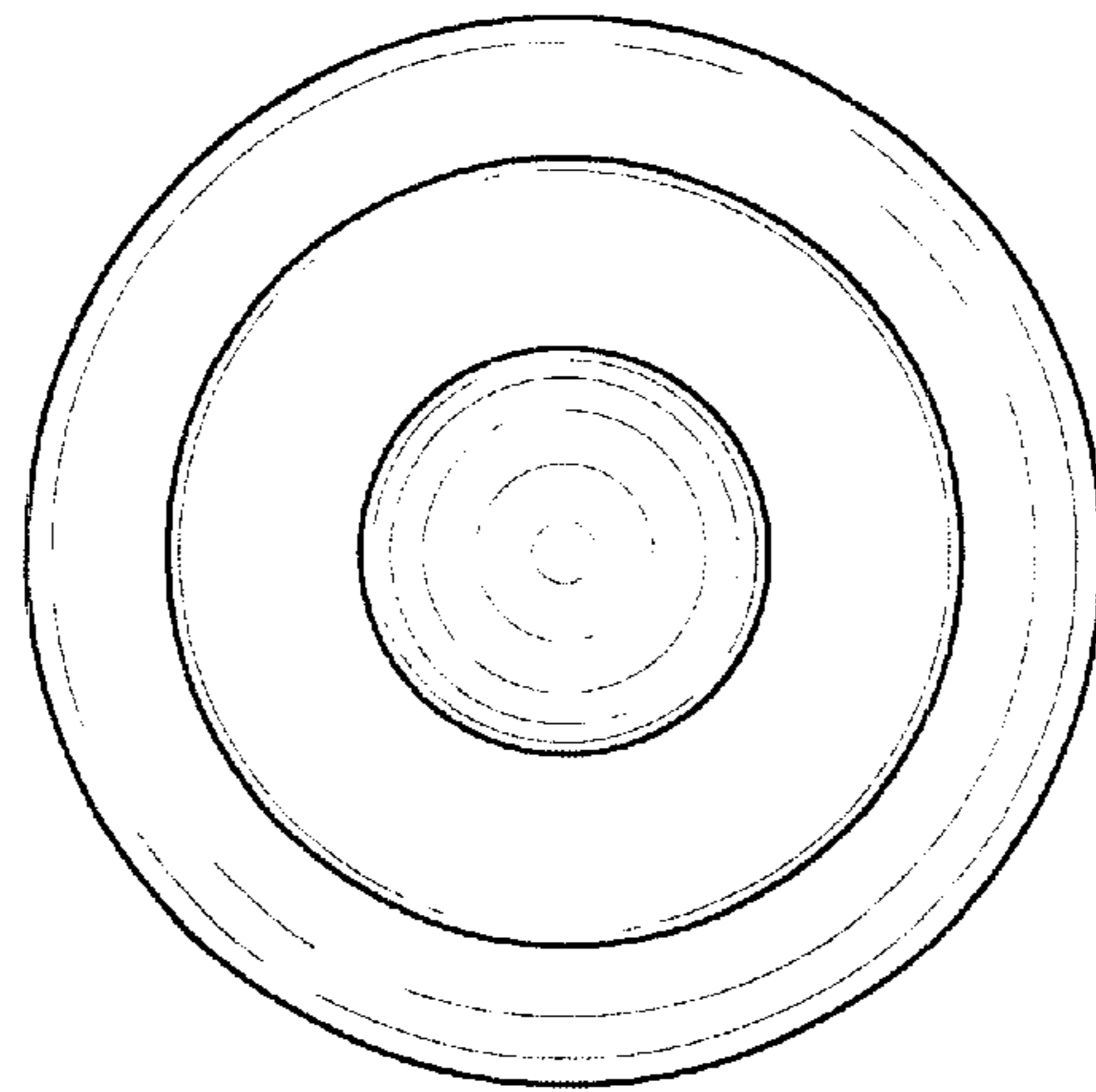


FIG. 4

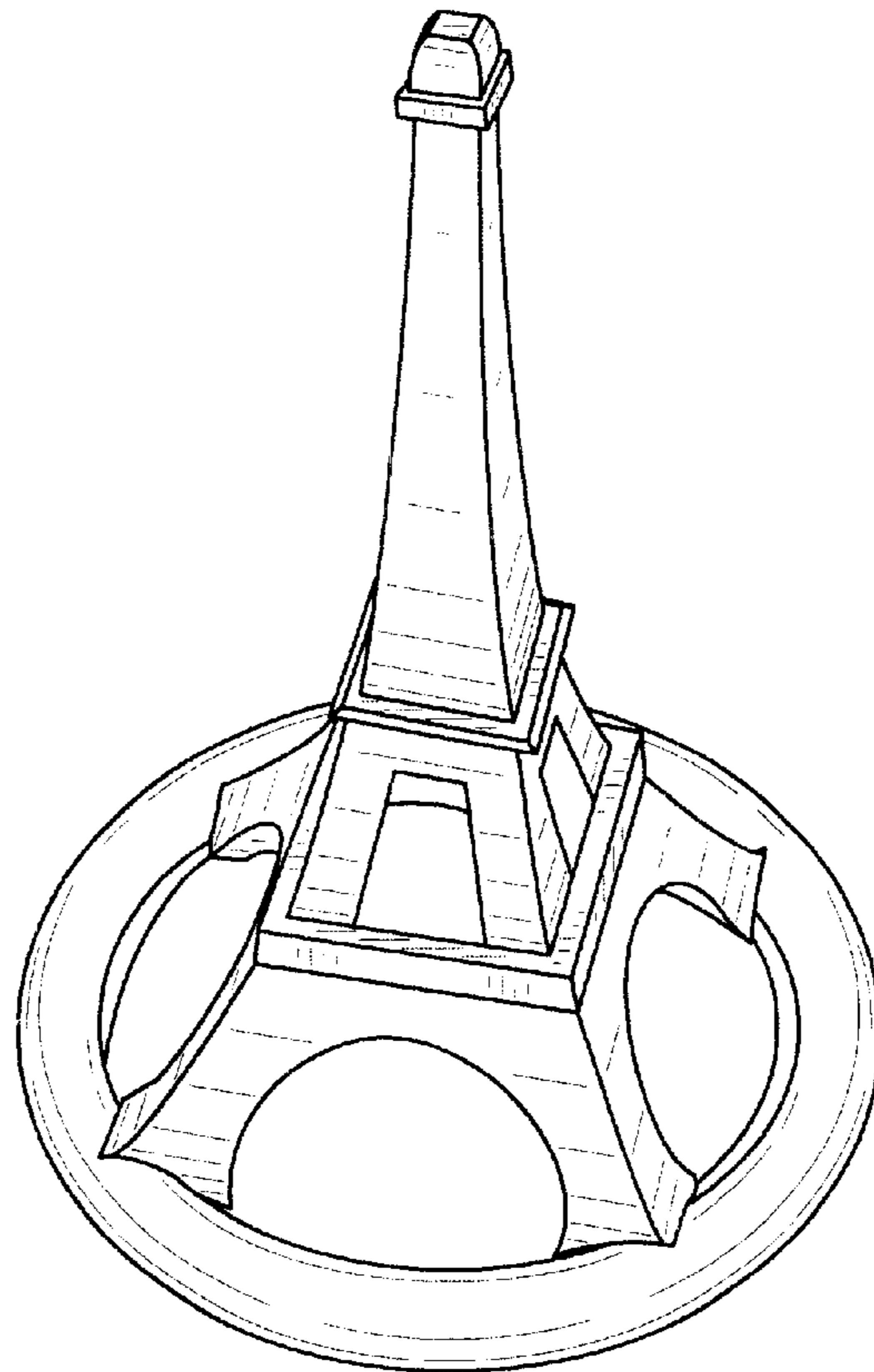


FIG. 5