



US00D509253S

(12) **United States Design Patent**  
**Makki**

(10) **Patent No.:** **US D509,253 S**  
(45) **Date of Patent:** **\*\* Sep. 6, 2005**

(54) **HOTEL GUEST ROOM LAUNDRY SERVICE  
ACCESSORY CARRIER**

D473,267 S \* 4/2003 Thompson et al. .... D20/42

\* cited by examiner

(76) Inventor: **Christian Makki**, 43402 Princeville  
Ct., Ashburn, VA (US) 20147

*Primary Examiner*—Robert M. Spear

(74) *Attorney, Agent, or Firm*—Michael W. York

(\*\*) Term: **14 Years**

(57) **CLAIM**

(21) Appl. No.: **29/207,804**

The ornamental design for a hotel guest room laundry service accessory carrier, as shown.

(22) Filed: **Jun. 21, 2004**

**DESCRIPTION**

(51) **LOC (8) Cl.** ..... **20-02**

(52) **U.S. Cl.** ..... **D20/42; D20/27**

(58) **Field of Search** ..... D20/10–11, 25,  
D20/40, 42, 99; D6/315; 40/299.01, 642.2,  
666, 584, 593, 1.5, 655, 661.6–661.8, 649

FIG. 1 is a front perspective view of a hotel guest room laundry service accessory carrier, showing my new design; FIG. 2 is a front elevational view thereof; FIG. 3 is a side elevational view thereof taken from the right of FIG. 2;

FIG. 4 is a side elevational view thereof taken from the left of FIG. 2;

FIG. 5 is a top plan view thereof;

FIG. 6 is a bottom plan view thereof; and,

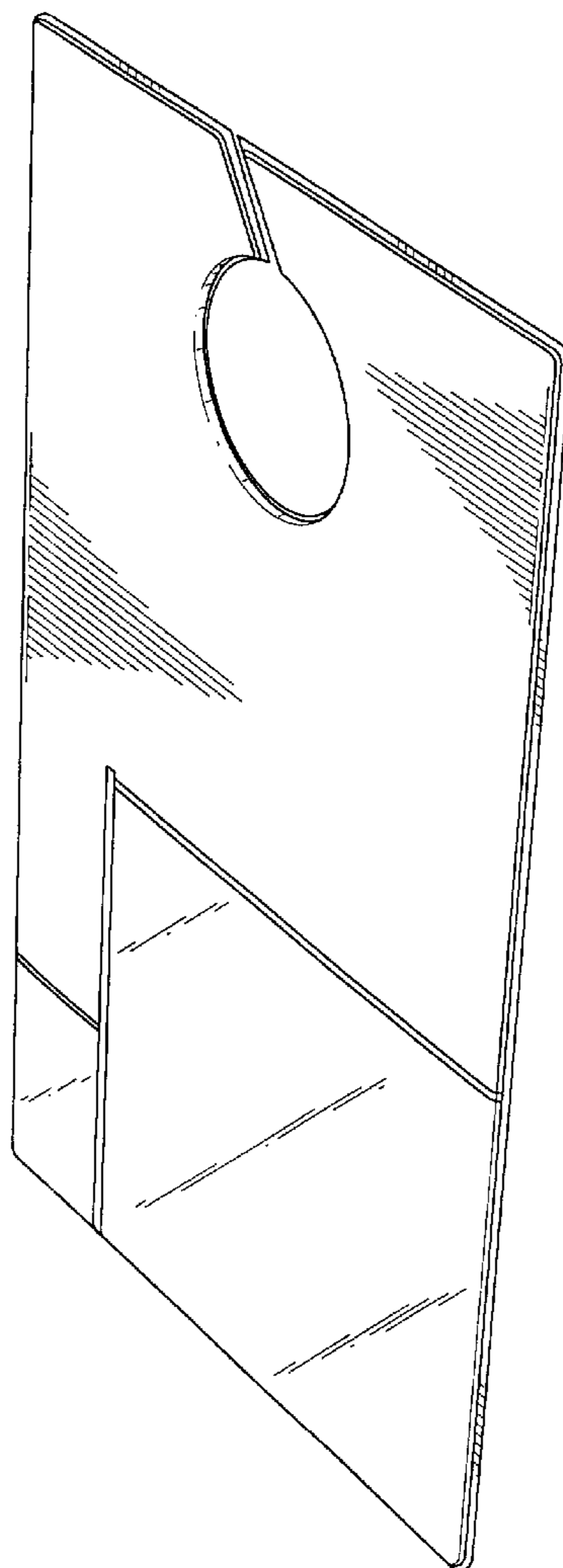
FIG. 7 is a rear elevational view thereof.

(56) **References Cited**

**U.S. PATENT DOCUMENTS**

1,212,349	A	*	1/1917	Hardy	.....	206/39.6
D175,071	S	*	7/1955	Griffith	.....	D3/250
4,897,945	A	*	2/1990	Webb	.....	40/331
D307,769	S	*	5/1990	Murphy	.....	D20/43

**1 Claim, 2 Drawing Sheets**



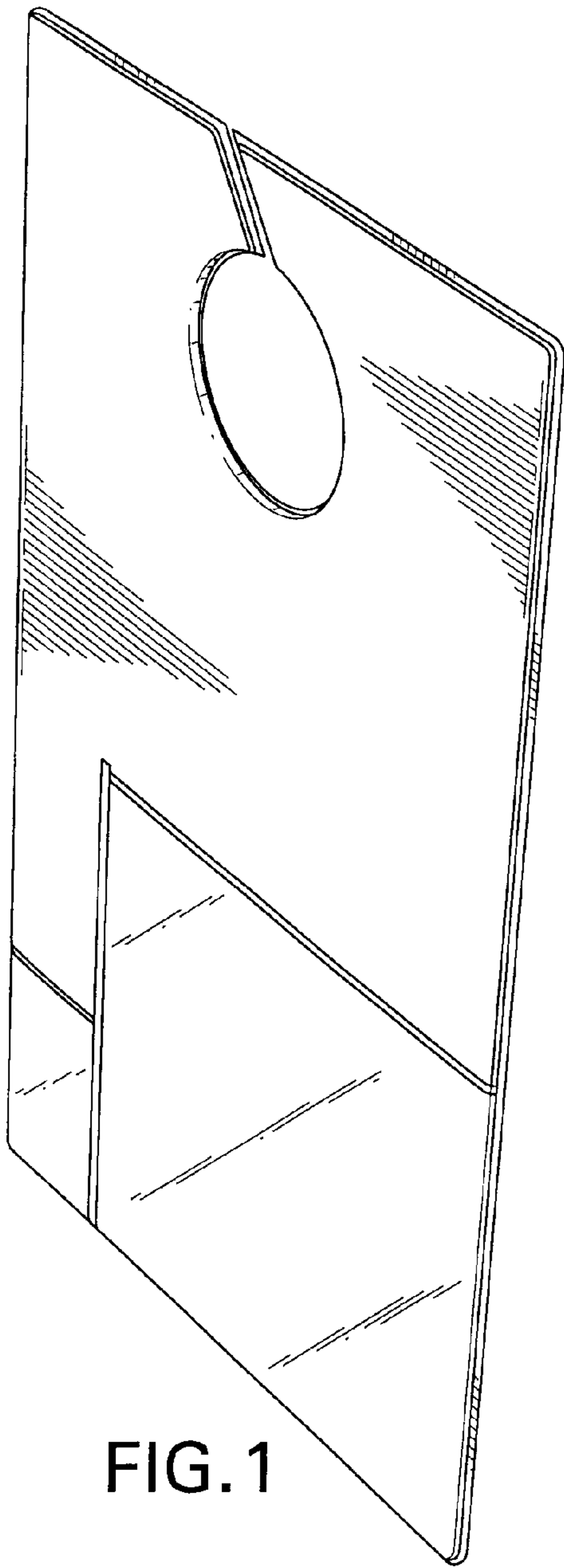


FIG. 1

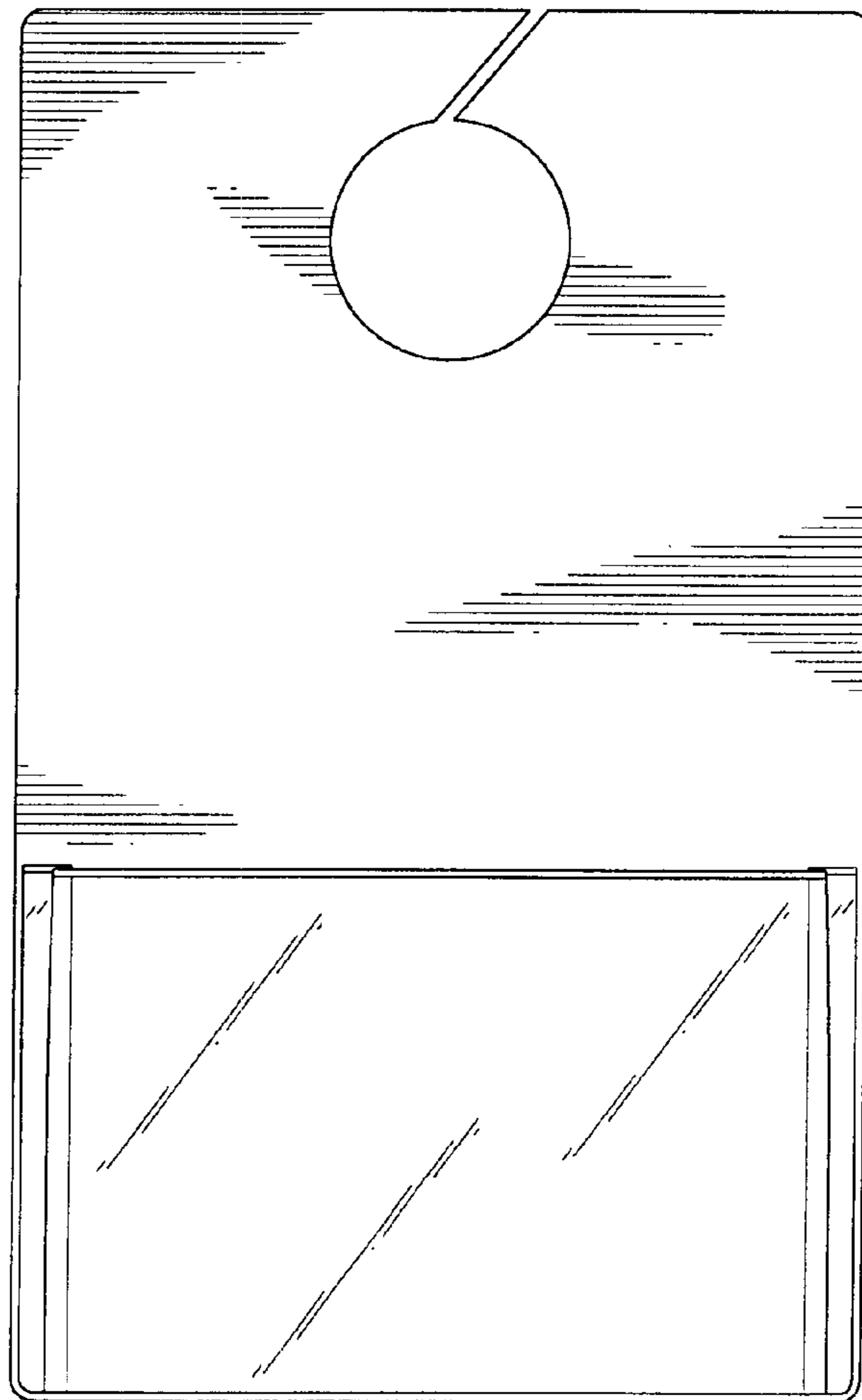


FIG. 7

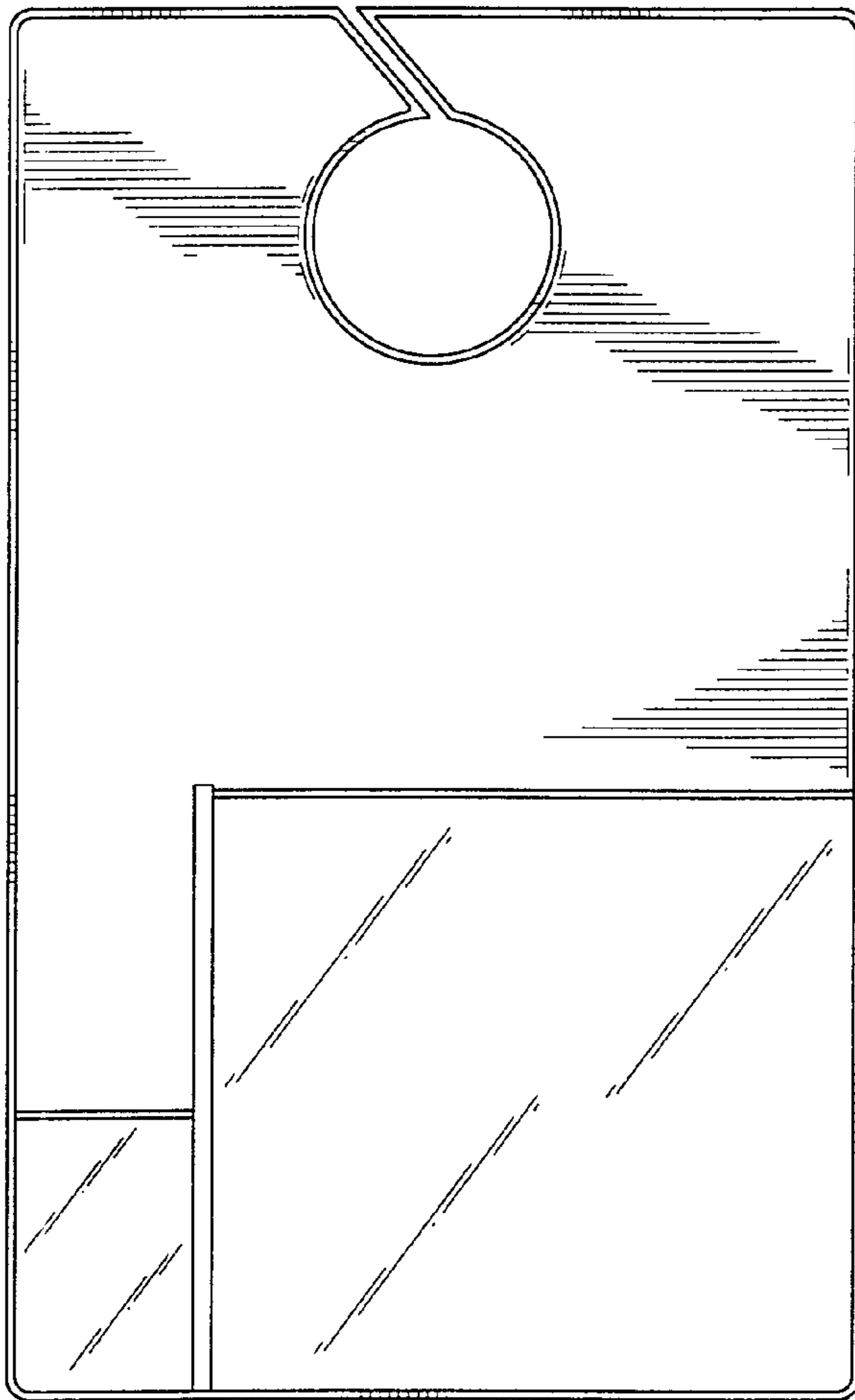


FIG. 2




FIG. 5

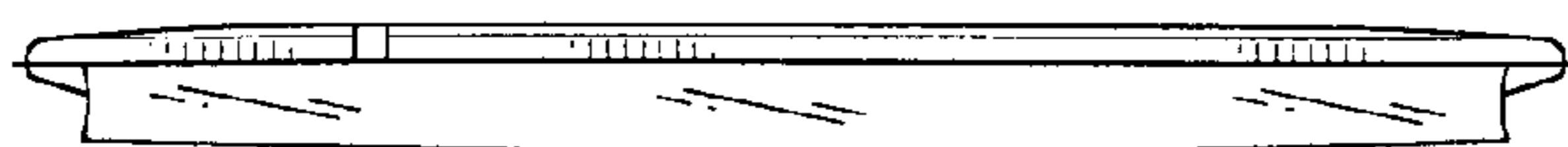


FIG. 6

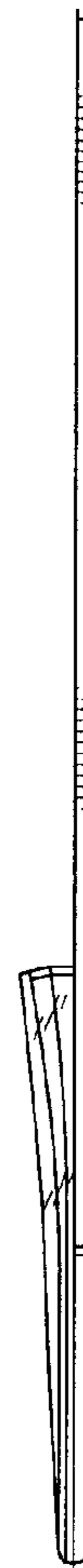


FIG. 4

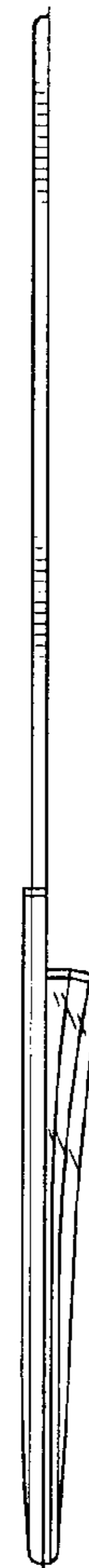


FIG. 3