

US00D509251S

(12) **United States Design Patent** (10) **Patent No.:** **US D509,251 S**
Huffer et al. (45) **Date of Patent:** **** Sep. 6, 2005**

(54) **VENDING MACHINE**

(75) Inventors: **Douglas C. Huffer**, Aiken, SC (US);
Fred Lowery, Urbandale, IA (US);
Gary Petersen, Grinnell, IA (US);
Keith Gausmann, Westerville, OH
(US); **Samuel Joseph Marino**, Grove
City, OH (US); **Michael T.**
Kopczewski, Grove City, OH (US); **Jay**
F. Perkins, Pickerington, OH (US);
Doug Drenten, Ankeny, IA (US);
Jeffrey T. DeBord, Worthington, OH
(US); **Kenneth Boyle**, Newton, IA
(US); **Robert Brueckner**, Johnston, IA
(US); **John C. Thomas**, Newton, IA
(US)

(73) Assignee: **Maytag Corporation**, Newton, IA (US)

(**) Term: **14 Years**

(21) Appl. No.: **29/186,403**

(22) Filed: **Jul. 14, 2003**

(51) **LOC (8) Cl.** **20-01**

(52) **U.S. Cl.** **D20/8; D20/5**

(58) **Field of Search** D20/1-9; 194/239,
194/320, 342, 350; 221/92, 128, 155, 191,
194, 284

(56) **References Cited**

U.S. PATENT DOCUMENTS

D188,258 S * 6/1960 Pitel D20/4
4,424,892 A * 1/1984 Marcroft 194/346
D430,900 S * 9/2000 Iwata et al. D20/4
D454,161 S * 3/2002 Sandor et al. D20/8

* cited by examiner

Primary Examiner—Robert M. Spear

(74) *Attorney, Agent, or Firm*—Brian J. Laurenzo; Michael
C. Gilchrist; Jason M. Hunt

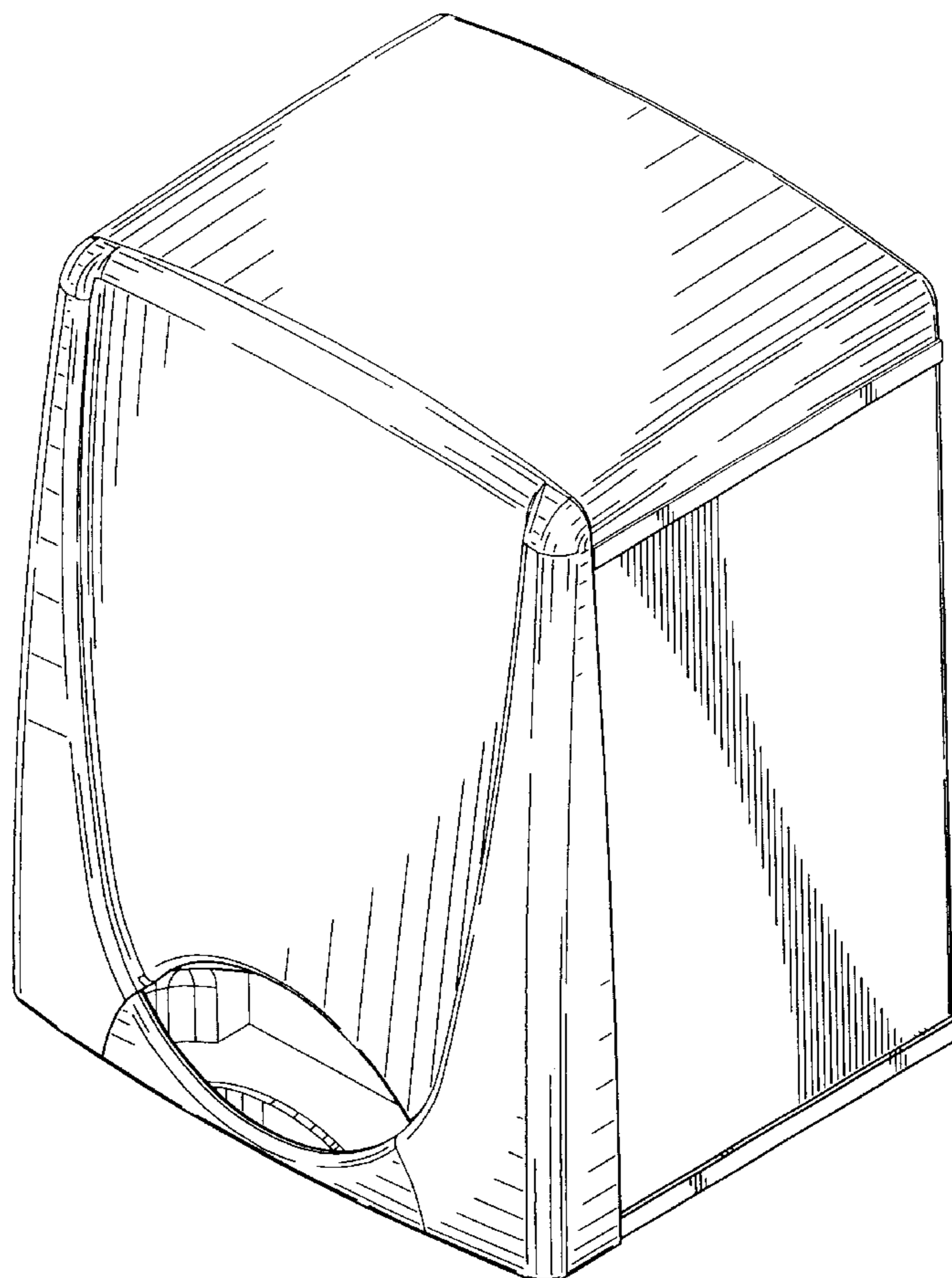
(57) **CLAIM**

We claim the ornamental design for a vending machine,
substantially as shown and described.

DESCRIPTION

FIG. 1 is a perspective view of a vending machine according
to the present invention; and,
FIG. 2 is a front elevation view of the vending machine of
FIG. 1.

1 Claim, 2 Drawing Sheets



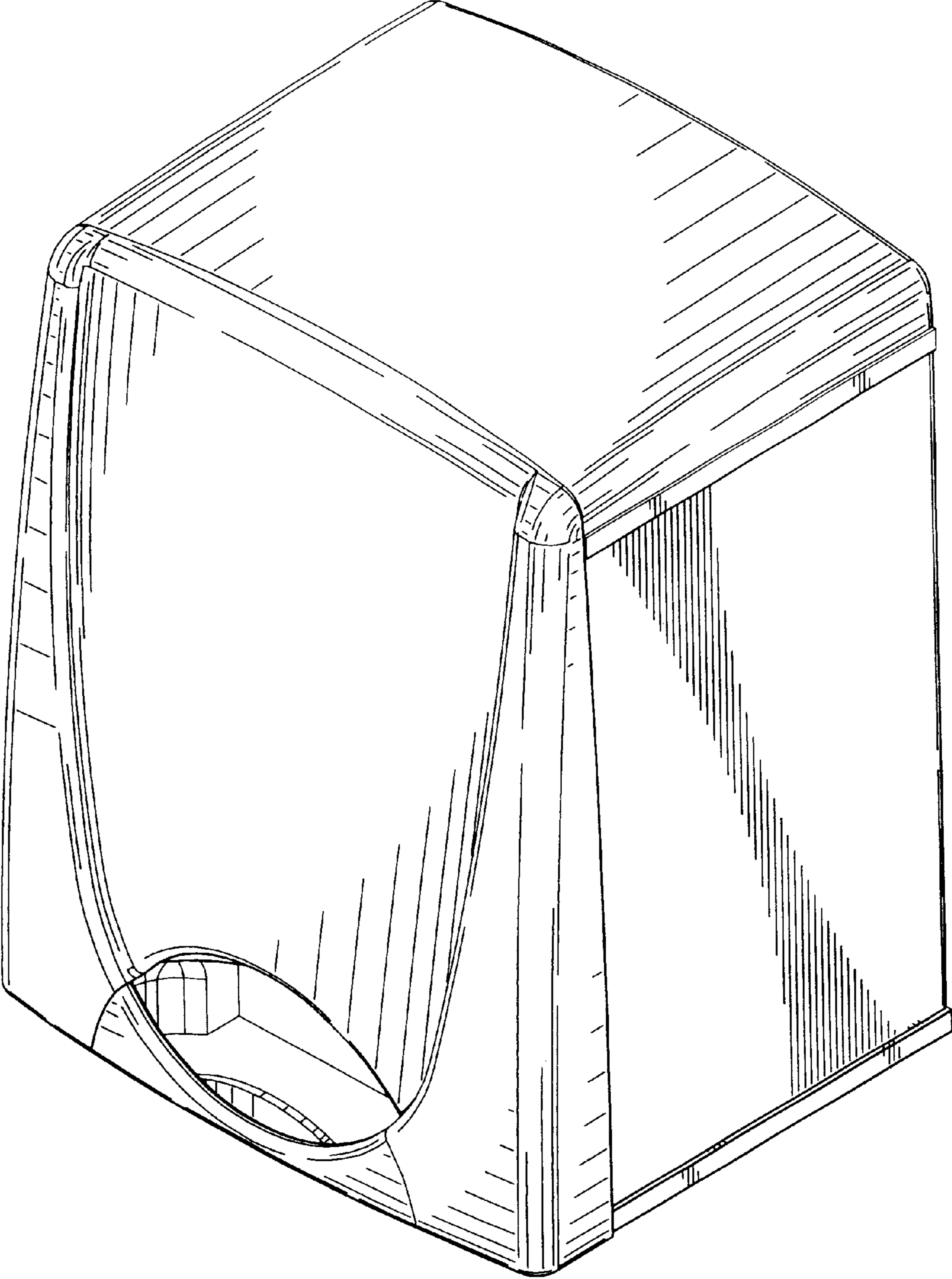


FIG. 1

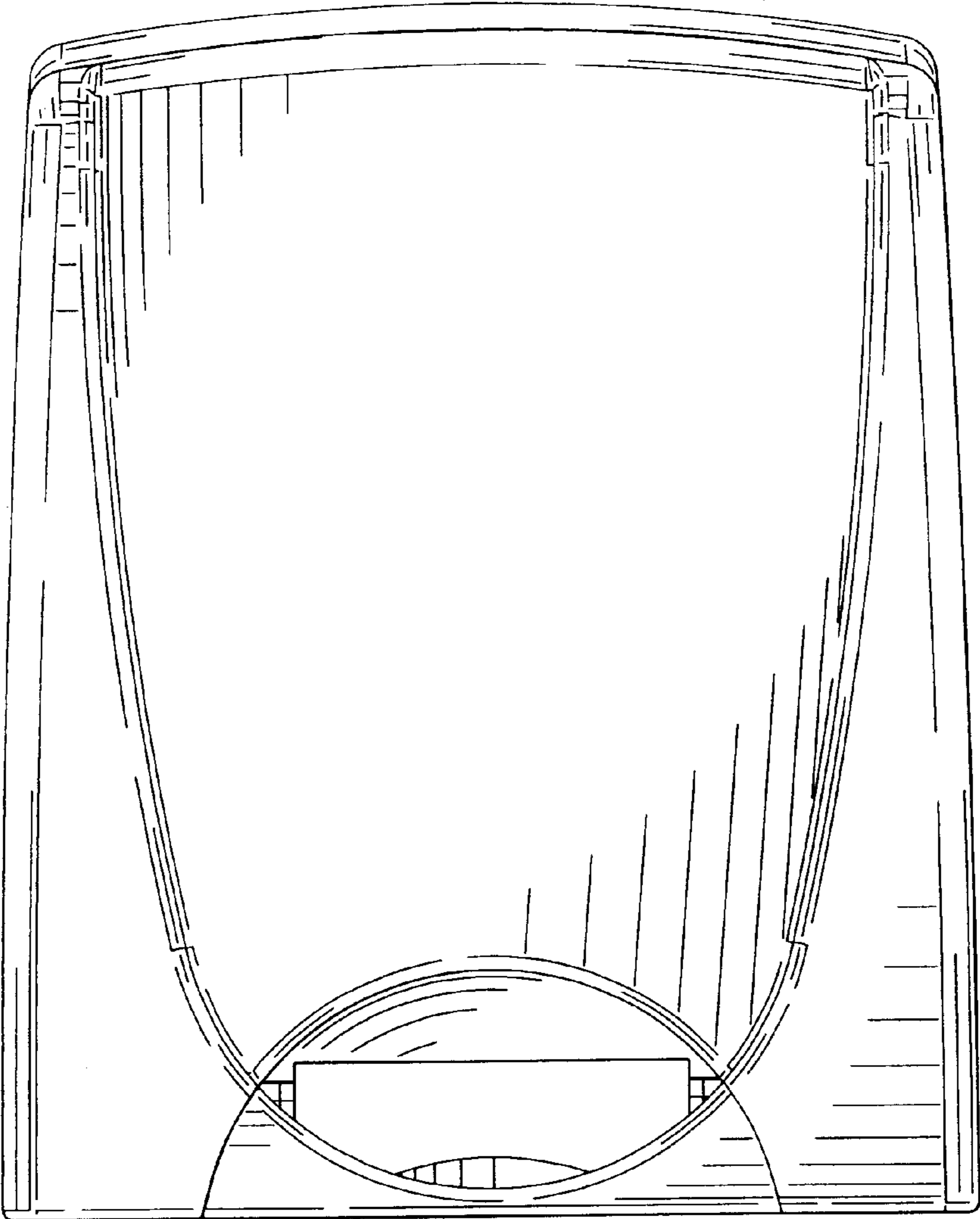


FIG. 2