

US00D509246S

(12) **United States Design Patent**
Hung

(10) **Patent No.:** **US D509,246 S**

(45) **Date of Patent:** **** Sep. 6, 2005**

(54) **MARKER**

(75) **Inventor:** **Peter M. H. Hung, Kowloon (HK)**

(73) **Assignee:** **Fulon Development Limited, Kowloon (HK)**

(**) **Term:** **14 Years**

(21) **Appl. No.:** **29/221,944**

(22) **Filed:** **Jan. 25, 2005**

(51) **LOC (8) Cl.** **19-06**

(52) **U.S. Cl.** **D19/43; D19/49; D19/57**

(58) **Field of Search** **D19/35, 36, 41-51, D19/53-58, 81-85; 401/98, 196, 198, 202, 213, 243-247, 261, 262; D28/76, 7**

(56) **References Cited**

U.S. PATENT DOCUMENTS

- D121,406 S * 7/1940 Whitehouse D19/48
- D188,266 S * 6/1960 Bunn et al. D19/51
- D188,267 S * 6/1960 Bunn et al. D19/57
- D193,918 S * 10/1962 Ayres, Jr. D19/43

- D289,088 S * 3/1987 Jankewitz D28/7
- D387,382 S * 12/1997 Nyambi et al. D19/57
- D436,232 S * 1/2001 Denham et al. D28/76
- D500,080 S * 12/2004 Katami D19/43

* cited by examiner

Primary Examiner—Martie K. Holtje

(74) *Attorney, Agent, or Firm*—Rabin & Berdo, P.C.

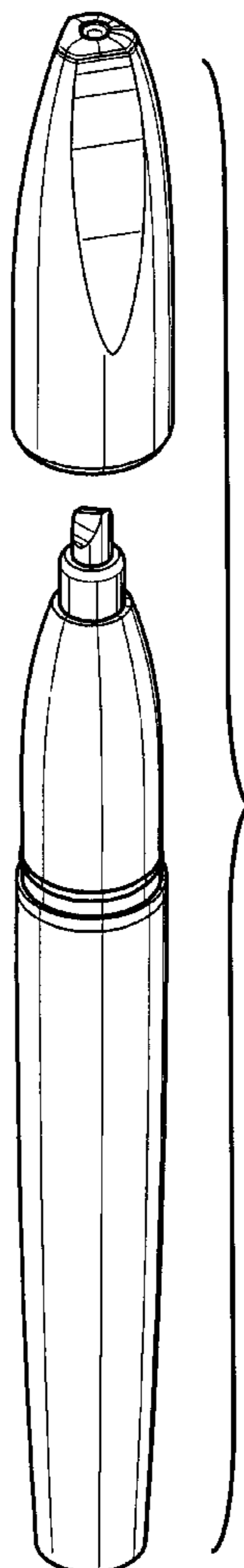
(57) **CLAIM**

The ornamental design for a marker, as shown and described.

DESCRIPTION

FIG. 1 is a perspective view of a marker showing my new design;
 FIG. 2 is a front view thereof;
 FIG. 3 is a left side view thereof;
 FIG. 4 is a right side view thereof;
 FIG. 5 is a rear view thereof;
 FIG. 6 is a top end view thereof;
 FIG. 7 is a bottom end view thereof; and,
 FIG. 8 is a perspective view with cap separated.

1 Claim, 3 Drawing Sheets



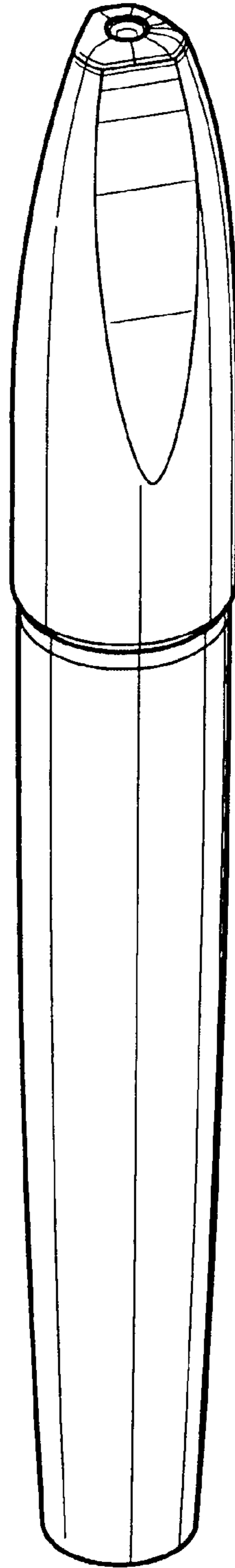


FIG. 1

FIG. 6



FIG. 7



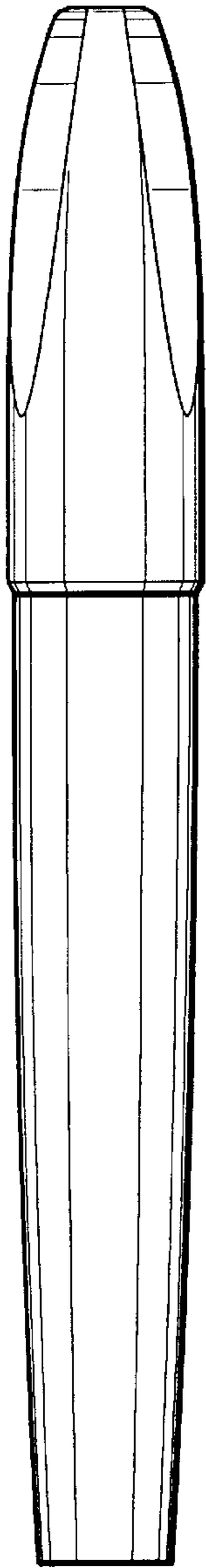
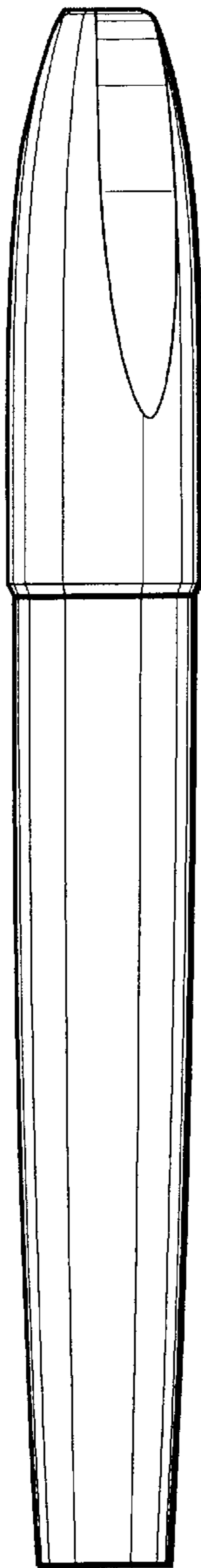
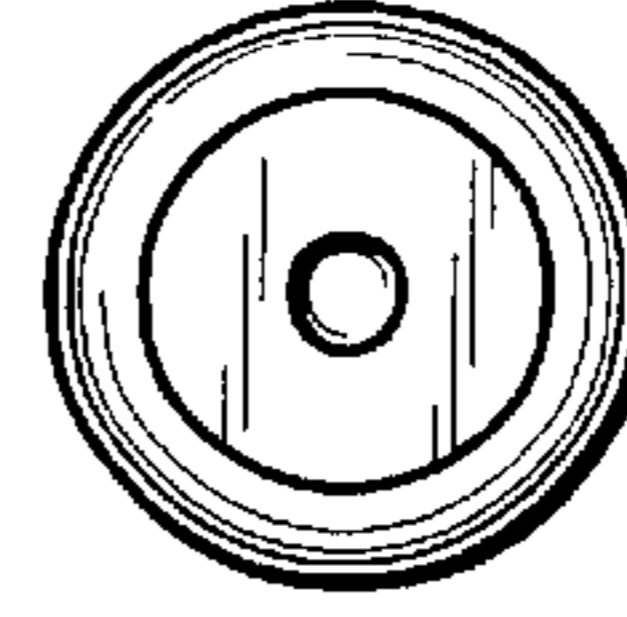


FIG. 3

FIG. 2

FIG. 4

FIG. 5

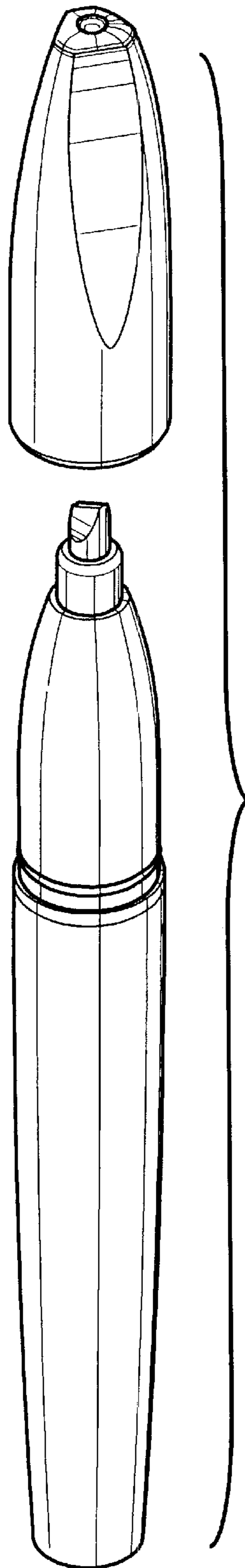


FIG. 8