

US00D509234S

(12) **United States Design Patent**
Muto et al.

(10) **Patent No.: US D509,234 S**
(45) **Date of Patent: ** Sep. 6, 2005**

(54) **SURVEILLANCE CAMERA**
(75) Inventors: **Kanji Muto**, Chigasaki (JP); **Yoshihiko Asai**, Tokyo (JP)
(73) Assignee: **Matsushita Electric Industrial Co., Ltd.**, Osaka (JP)
(**) Term: **14 Years**

D416,272 S 11/1999 Adachi
D418,853 S * 1/2000 Kubota D16/203
D426,844 S 6/2000 Fujii
D446,801 S 8/2001 Adachi et al.
D470,520 S 2/2003 Yamakawa et al.
D476,671 S * 7/2003 van Schaik et al. D16/203
D489,744 S 5/2004 Muto
6,830,387 B2 * 12/2004 Rife 396/427

(21) Appl. No.: **29/204,432**
(22) Filed: **Apr. 28, 2004**
(30) **Foreign Application Priority Data**

Feb. 27, 2004 (JP) 2004-005947

(51) **LOC (8) Cl.** **16-01**
(52) **U.S. Cl.** **D16/203**
(58) **Field of Search** D16/200-206,
D16/208, 218; 348/143, 151, 373-376;
396/427, 535, 536-541

(56) **References Cited**

U.S. PATENT DOCUMENTS

4,028,730 A * 6/1977 Miller 348/373
4,485,407 A 11/1984 Boehm et al.
D303,674 S * 9/1989 Shimizu et al. D16/202
D307,915 S 5/1990 Kuester, III
D339,598 S * 9/1993 Shimizu D16/203
D350,553 S * 9/1994 Lo D16/203
D366,270 S 1/1996 Hasegawa
D366,271 S 1/1996 Hasegawa
D373,593 S 9/1996 Hiroko et al.
D409,641 S 5/1999 Uehara
D416,033 S 11/1999 Kitera

FOREIGN PATENT DOCUMENTS

JP D943039 1/1996
JP D964610 9/1996
JP D1080171 7/2000
JP D114504 5/2002

* cited by examiner

Primary Examiner—Adir Aronovich
(74) *Attorney, Agent, or Firm*—Brinks Hofer Gilson & Lione

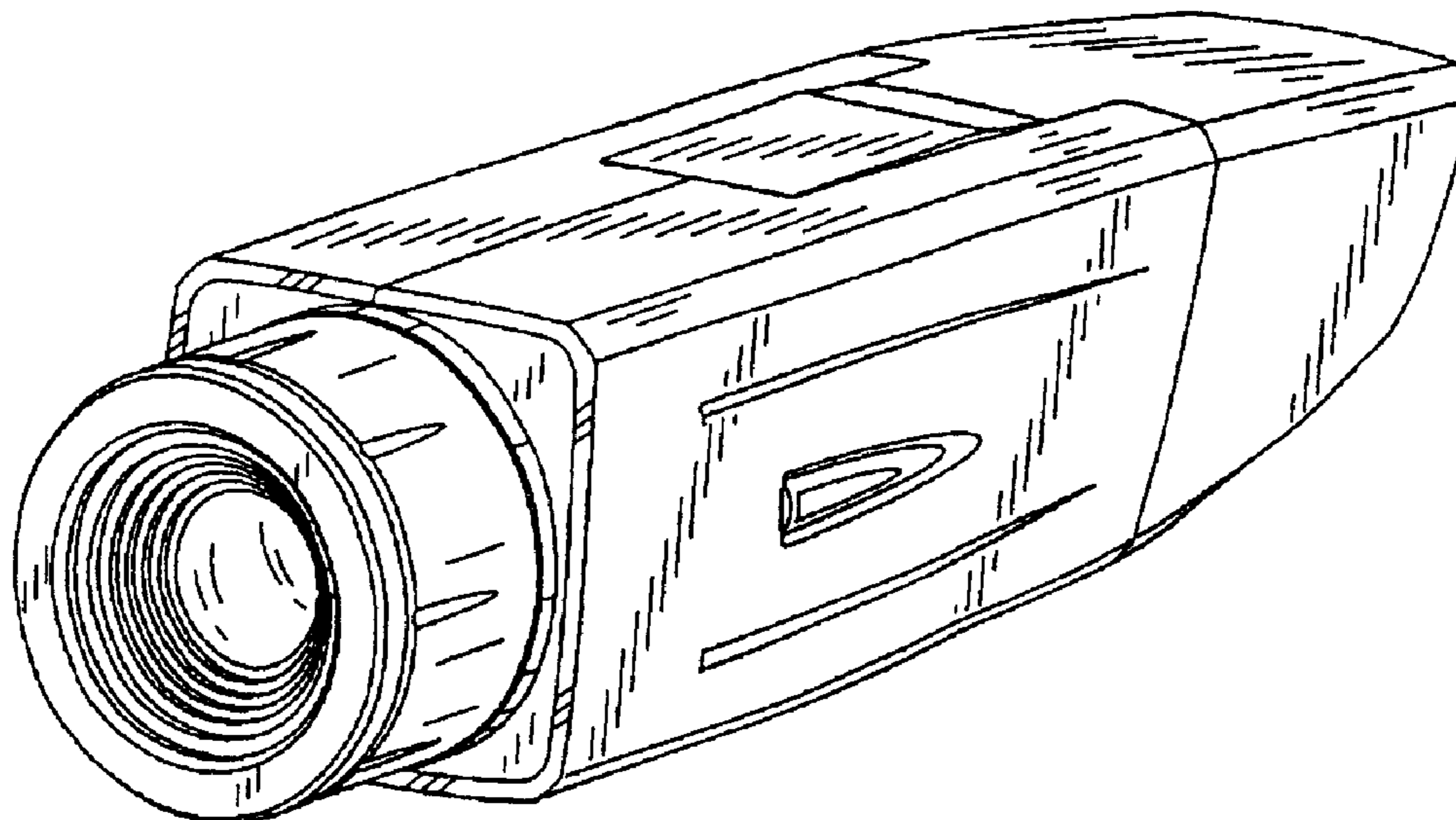
(57) **CLAIM**

We claim the ornamental design for a surveillance camera, as shown and described.

DESCRIPTION

FIG. 1 is a top perspective view of a surveillance camera of the present invention;
FIG. 2 is a front view thereof;
FIG. 3 is a rear view thereof;
FIG. 4 is a first side view thereof;
FIG. 5 is a second side view thereof;
FIG. 6 is a top view thereof; and,
FIG. 7 is a bottom view thereof.

1 Claim, 7 Drawing Sheets






FIG. 1

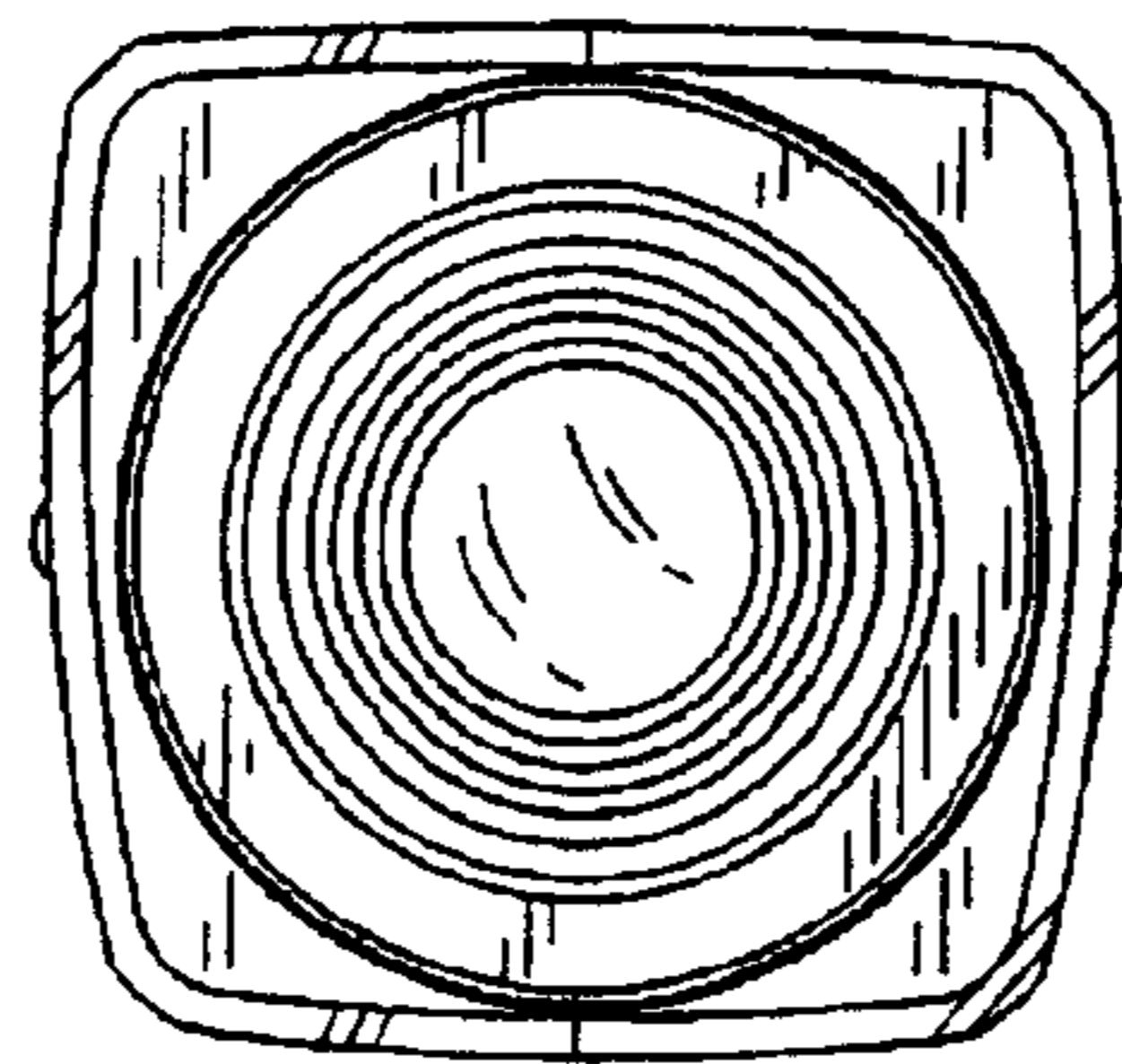


FIG. 2

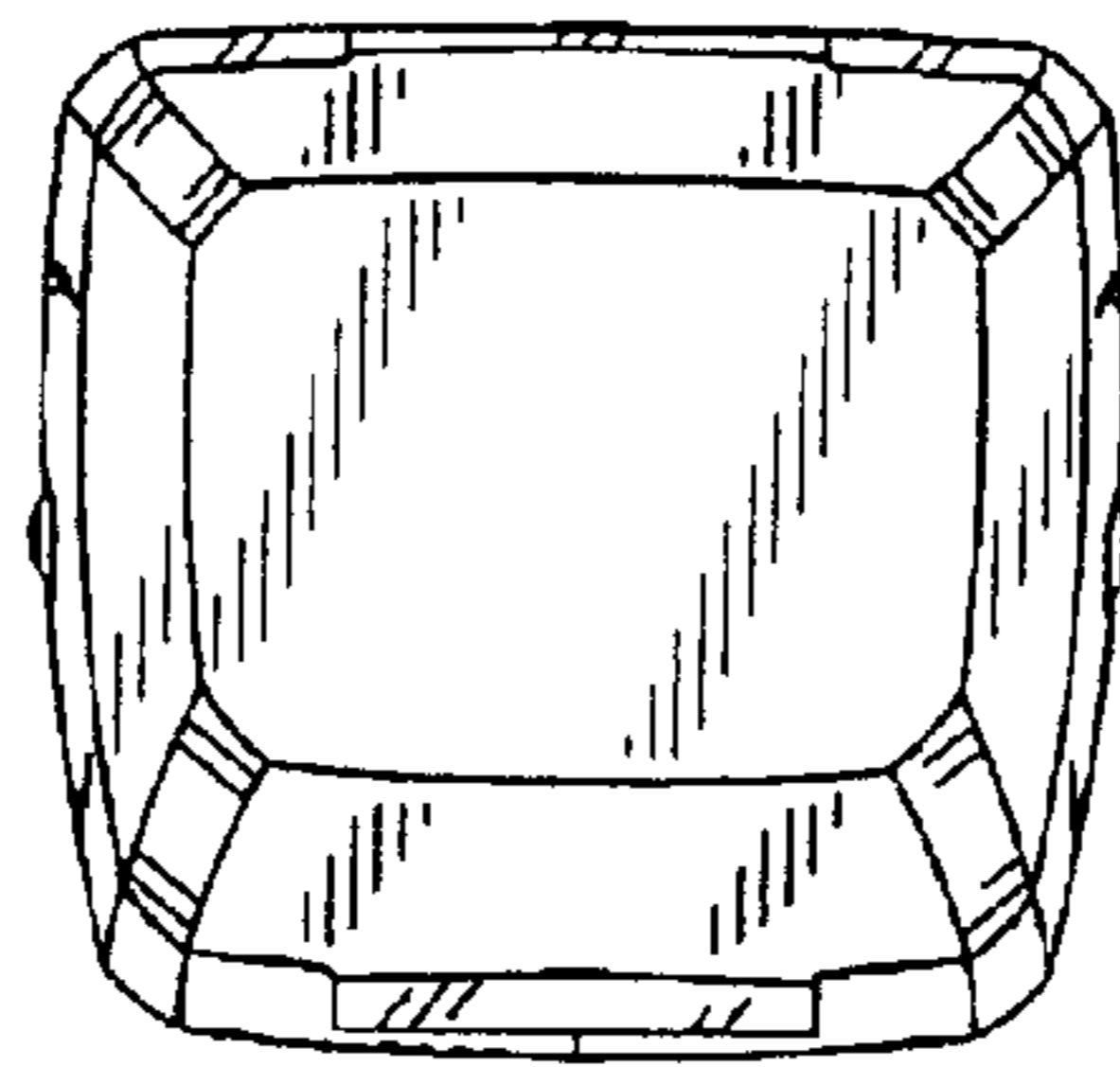


FIG. 3

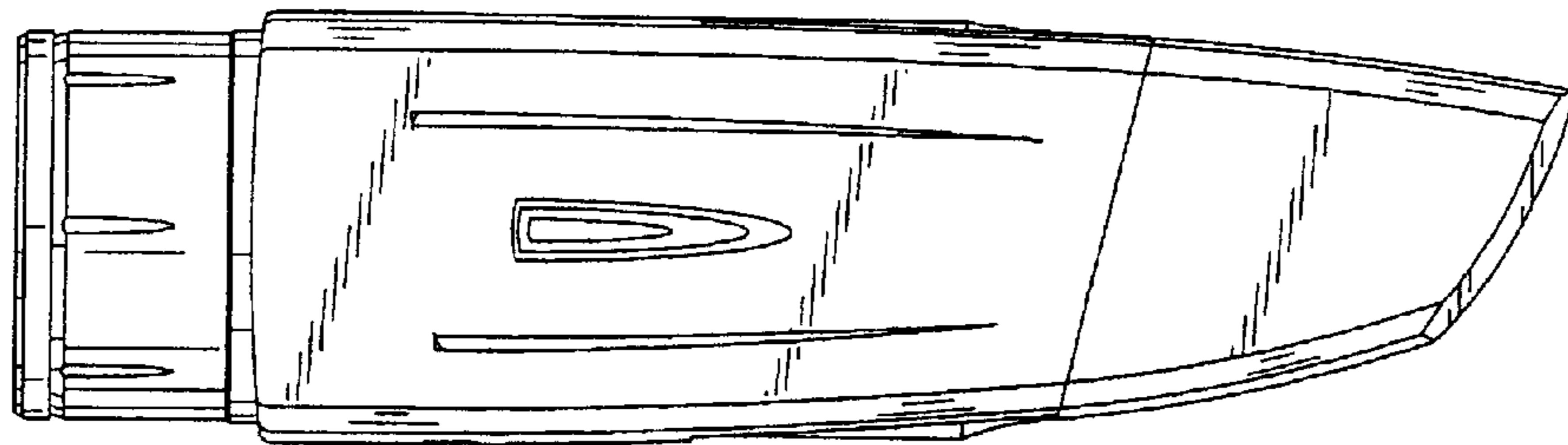


FIG. 4

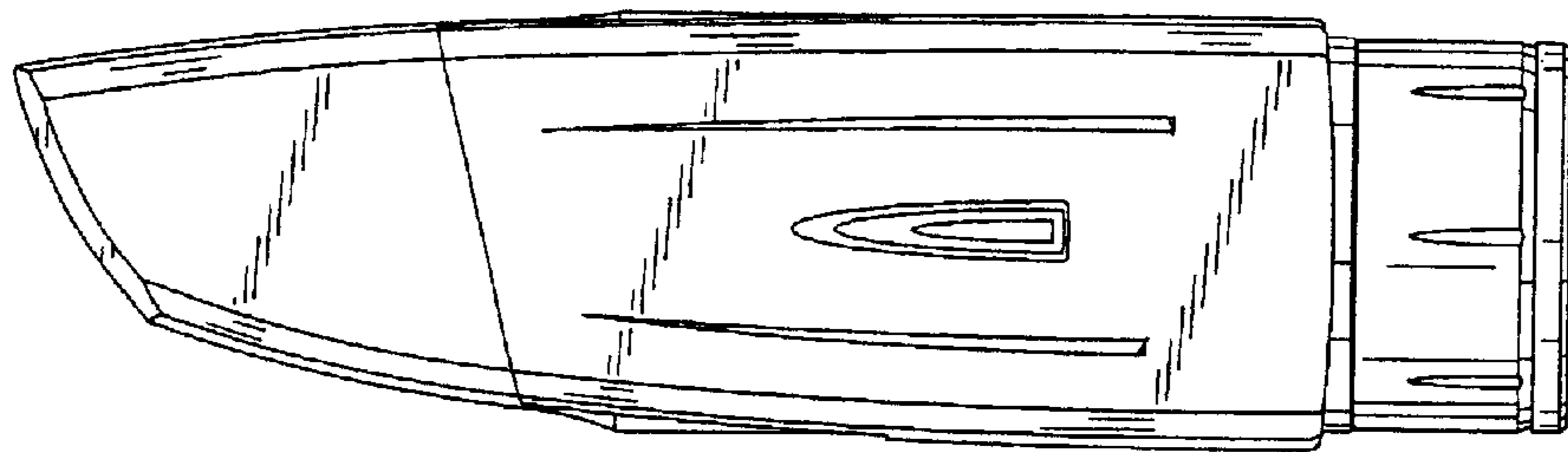


FIG. 5

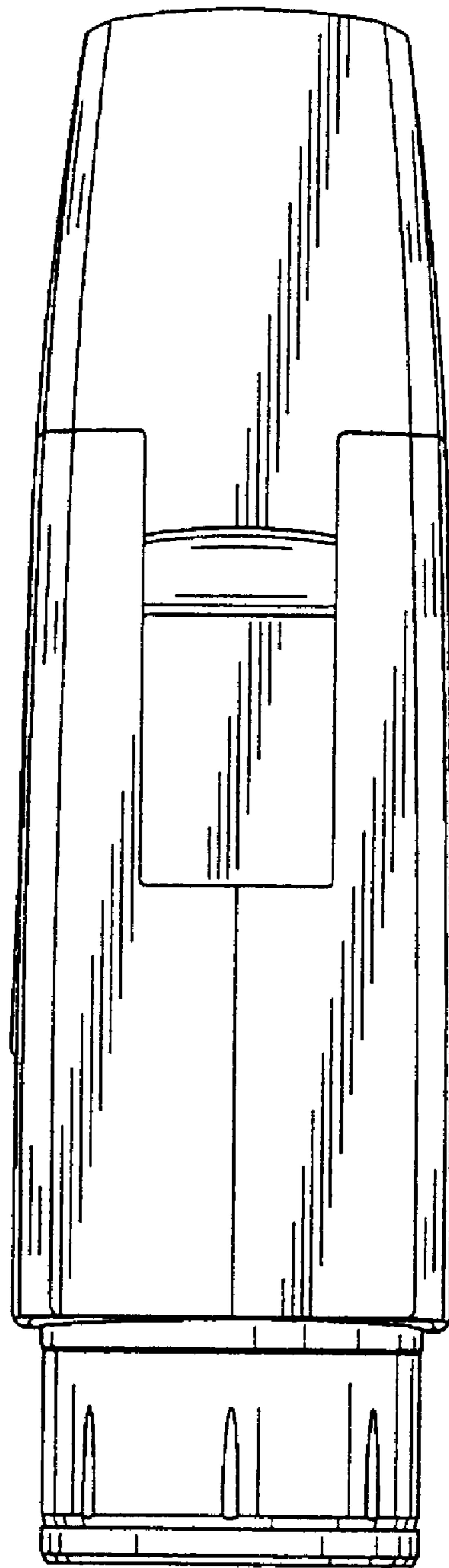


FIG. 6

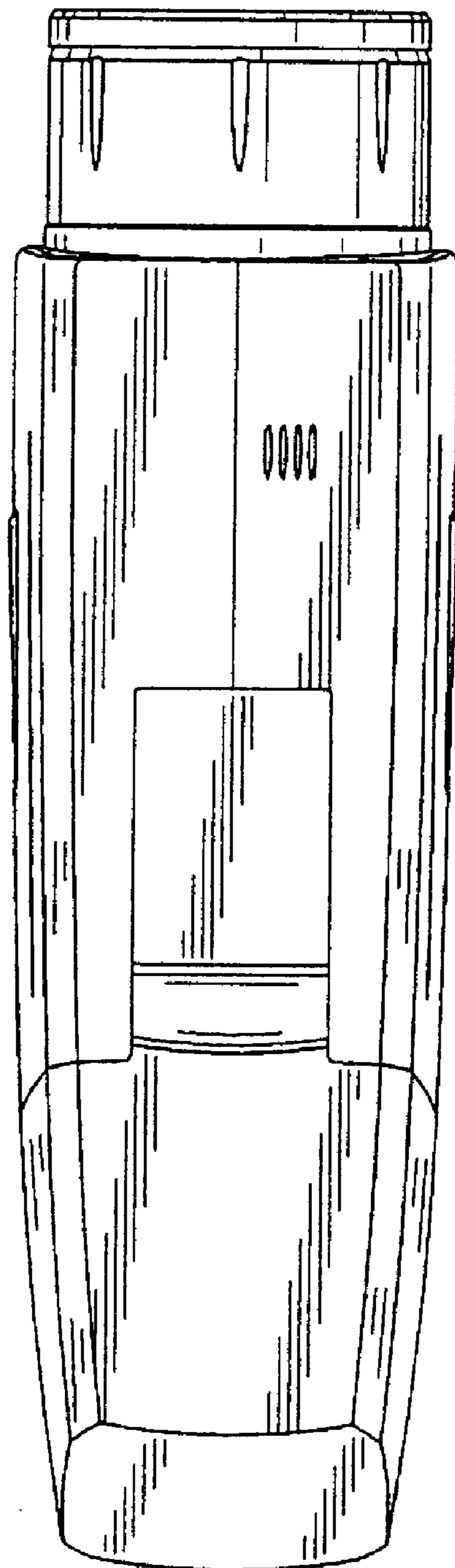


FIG. 7