

US00D509216S

(12) **United States Design Patent**
Yamamoto et al.

(10) **Patent No.:** **US D509,216 S**
(45) **Date of Patent:** **** Sep. 6, 2005**

(54) **WRIST MOUNTED DEVICE WITH NON-CONTACT TYPE INPUT AND OUTPUT FUNCTION**

D479,691 S * 9/2003 Goto D10/30
6,619,835 B2 * 9/2003 Kita 368/281
D489,999 S * 5/2004 Yamamoto D10/30
D496,868 S * 10/2004 Yamamoto D10/30

(75) Inventors: **Yasushi Yamamoto**, Fussa (JP);
Ryusuke Moriai, Oume (JP)

* cited by examiner

(73) Assignee: **Casio Computer Co., Ltd.**, Tokyo (JP)

Primary Examiner—Nelson C. Holtje

(**) Term: **14 Years**

(74) *Attorney, Agent, or Firm*—Frishauf, Holtz, Goodman & Chick, P.C.

(21) Appl. No.: **29/209,654**

(22) Filed: **Jul. 19, 2004**

(57) **CLAIM**

(51) **LOC (8) Cl.** **14-02**

The ornamental design for a wrist mounted device with non-contact type input and output function, as shown and described.

(52) **U.S. Cl.** **D14/344; D10/30; D10/31**

DESCRIPTION

(58) **Field of Search** D14/344; D10/1-40;
368/41-44, 82-84, 28-30, 239-242, 276-277,
280-282, 285, 10-11

FIG. 1 is an enlarged scale front, right side, bottom perspective view of a wrist mounted device with non-contact type data input and output function showing our new design; FIG. 2 is a front elevational view thereof; FIG. 3 is a rear elevational view thereof; FIG. 4 is a left side view thereof; FIG. 5 is a right side view thereof; FIG. 6 is a top plan view thereof; and, FIG. 7 is a bottom plan view thereof.

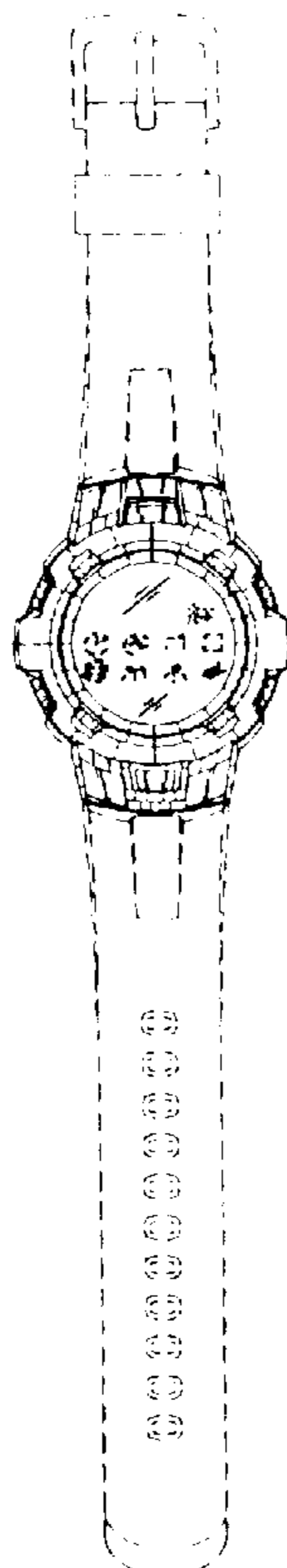
(56) **References Cited**

U.S. PATENT DOCUMENTS

D426,472 S * 6/2000 Oshita D10/30
D426,778 S * 6/2000 Kojima D10/30
D427,082 S * 6/2000 Kojima D10/30
D427,917 S * 7/2000 Hanagata D10/30
D429,467 S * 8/2000 Kojima D10/30
D434,988 S * 12/2000 Kojima D10/30
D451,823 S * 12/2001 Moriai D10/30
D451,825 S * 12/2001 Hanagata D10/30
6,590,835 B2 * 7/2003 Farine et al. 368/10

The broken line showings of the watch band and dial face are for illustrative purposes only and form no part of the claimed design.

1 Claim, 4 Drawing Sheets



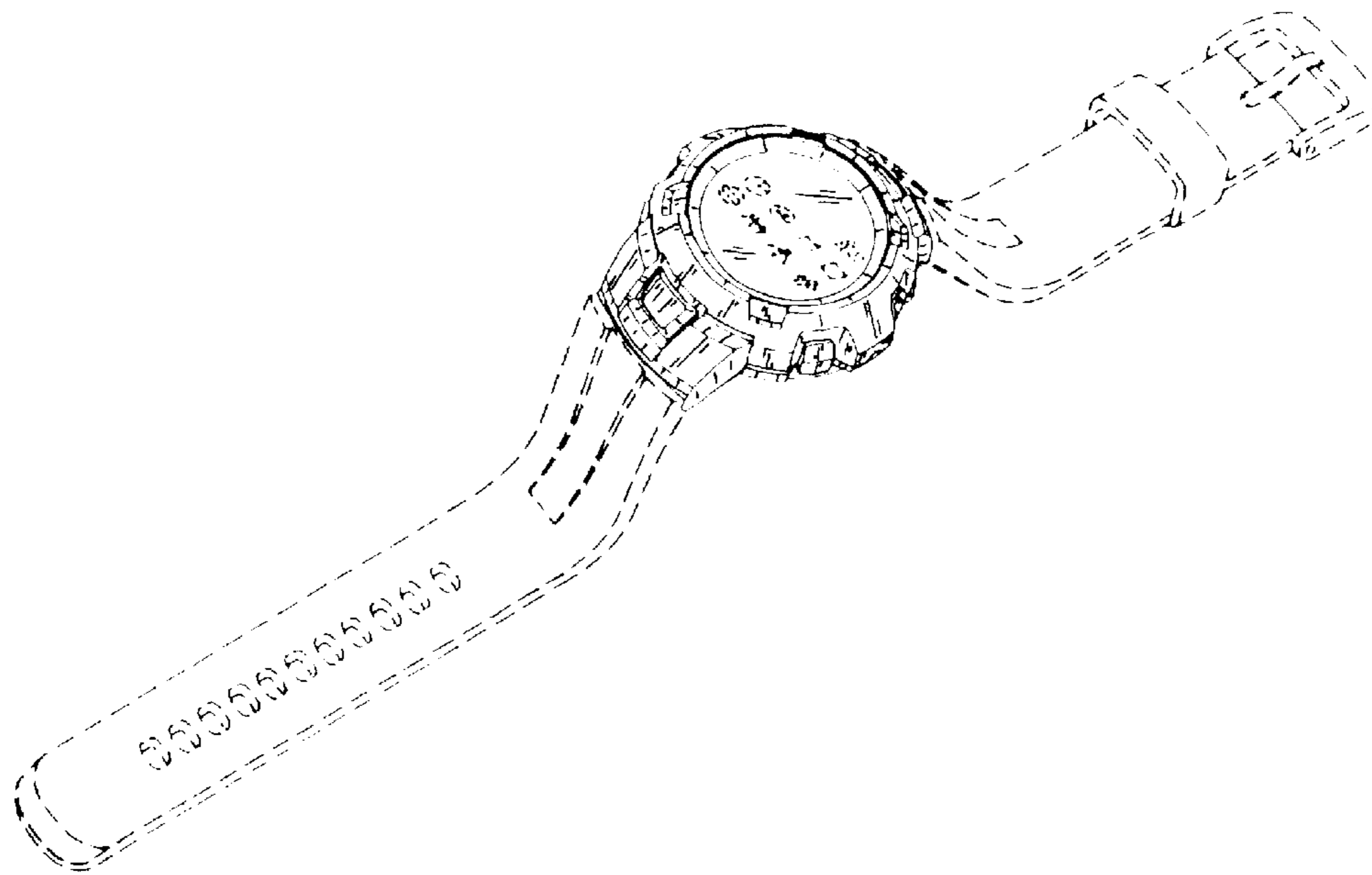


FIG. 1

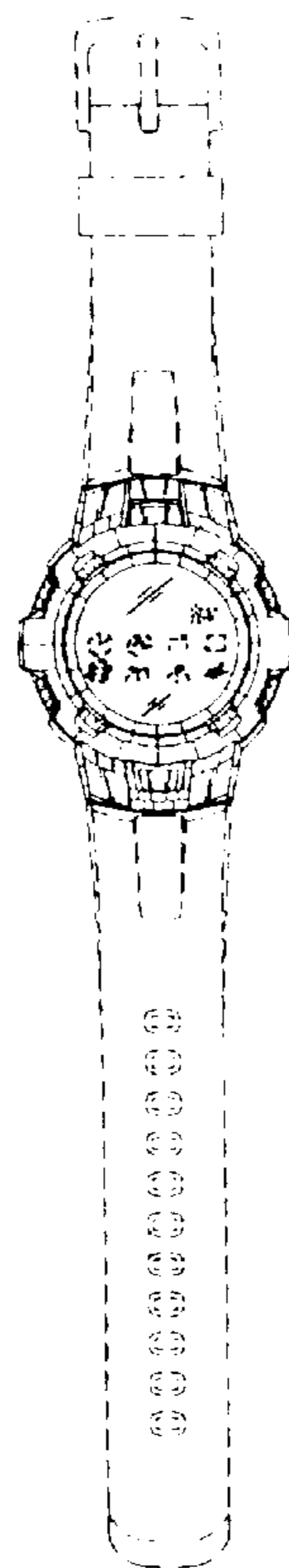


FIG. 2

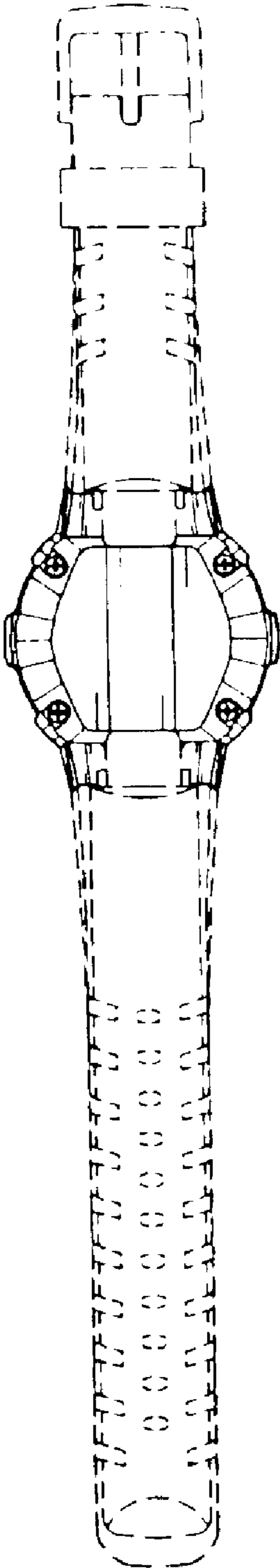


FIG. 3

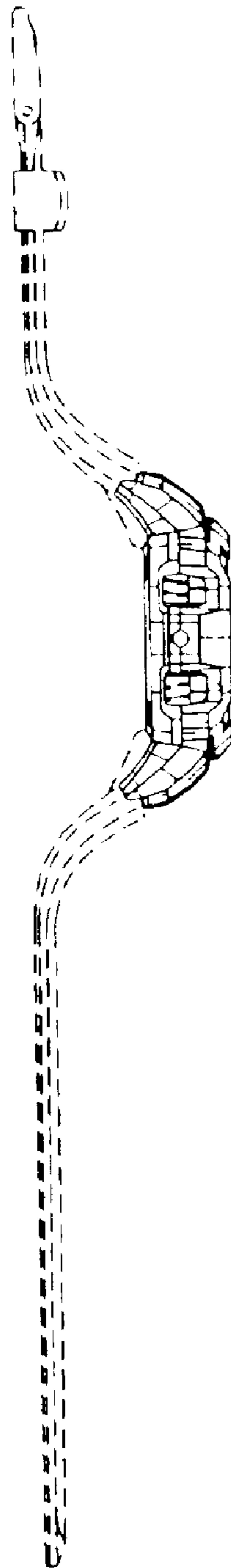


FIG. 4

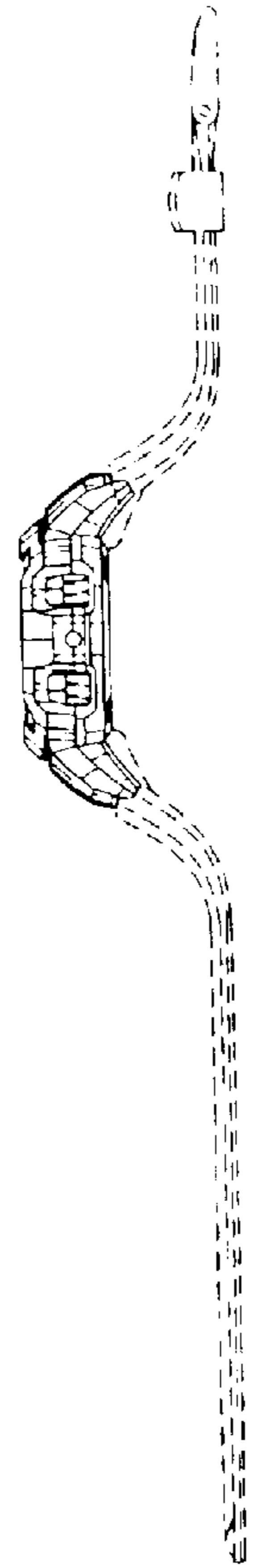


FIG. 5




FIG. 6

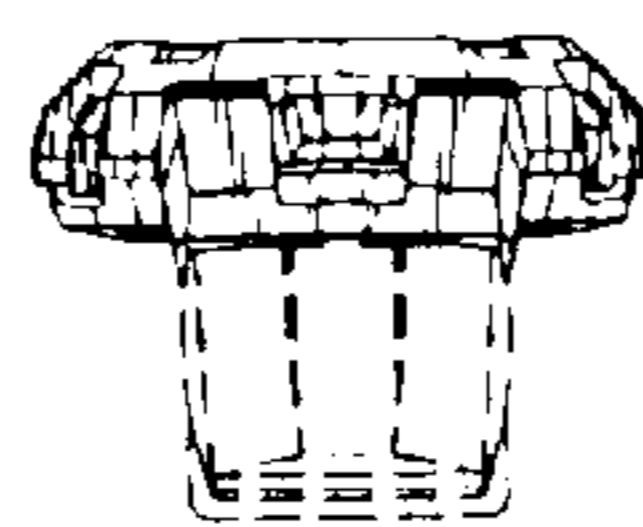


FIG. 7