

US00D509172S

(12) **United States Design Patent**
Minami

(10) **Patent No.:** **US D509,172 S**
(45) **Date of Patent:** **** Sep. 6, 2005**

(54) **FRONT BUMPER FOR AN AUTOMOBILE**

(75) **Inventor:** **Toshinobu Minami, Saitama (JP)**

(73) **Assignee:** **Honda Motor Co., Ltd., Tokyo (JP)**

(**) **Term:** **14 Years**

(21) **Appl. No.:** **29/213,739**

(22) **Filed:** **Sep. 23, 2004**

(30) **Foreign Application Priority Data**

Mar. 29, 2004 (JP) 2004-009448

(51) **LOC (8) Cl.** **12-16**

(52) **U.S. Cl.** **D12/169**

(58) **Field of Search** D12/90-92, 86,
D12/169, 196, 171; 296/180.1, 180.2; 293/102,
113, 115, 117, 120

(56) **References Cited**

U.S. PATENT DOCUMENTS

- D450,142 S 11/2001 Horowitz
- D463,049 S 9/2002 Yang
- D483,706 S * 12/2003 Kato D12/169
- D497,125 S * 10/2004 Pfeiffer et al. D12/169
- D498,443 S * 11/2004 Koyama et al. D12/169
- D501,436 S * 2/2005 Nagura et al. D12/169

FOREIGN PATENT DOCUMENTS

JP 1193297 1/2004

OTHER PUBLICATIONS

International Reg. No. DM/062 111 (15), dated Nov. 5, 2002.

* cited by examiner

Primary Examiner—Melody N. Brown

(74) *Attorney, Agent, or Firm*—Westerman, Hattori, Daniels & Adrian, LLP

(57) **CLAIM**

The ornamental design for a front bumper for an automobile, as shown and described.

DESCRIPTION

FIG. 1 is a front elevation view of a front bumper for an automobile, showing our new design; FIG. 2 is a top plan view thereof; FIG. 3 is a right side elevation view thereof; FIG. 4 is a left side elevation view thereof; and, FIG. 5 is a perspective view thereof.

The broken lines are shown for illustrative purposes only and form no part of the claimed design.

1 Claim, 4 Drawing Sheets

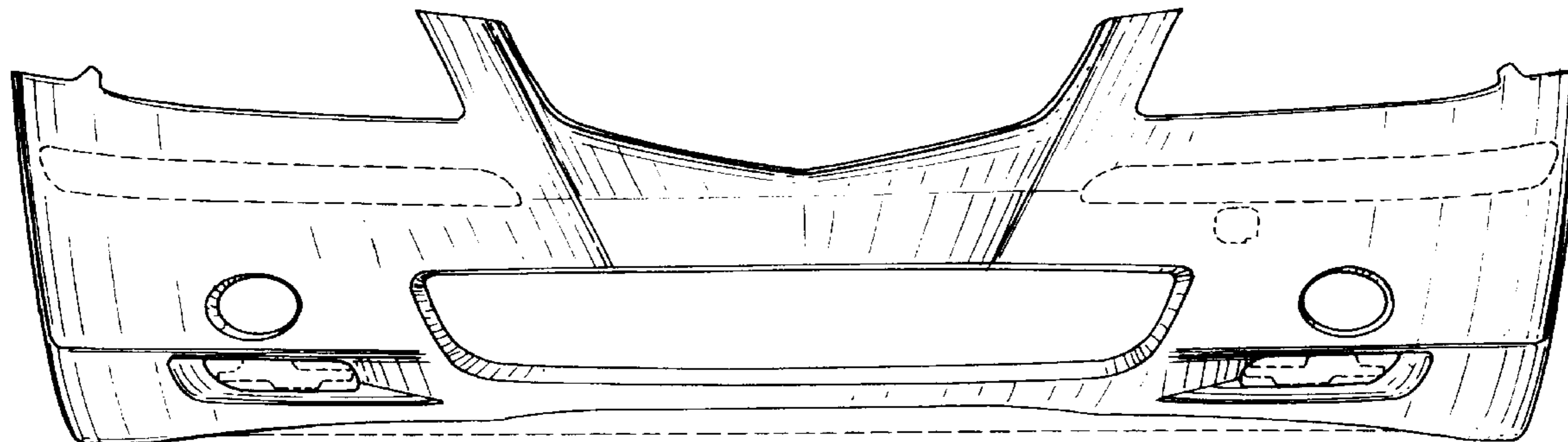


FIG. 1

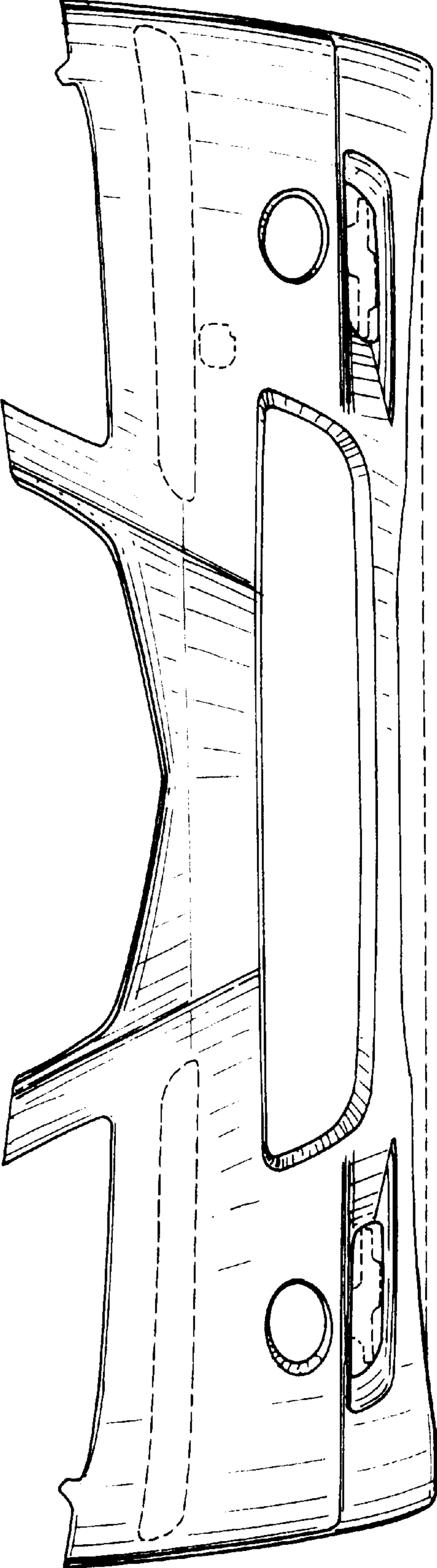


FIG. 2

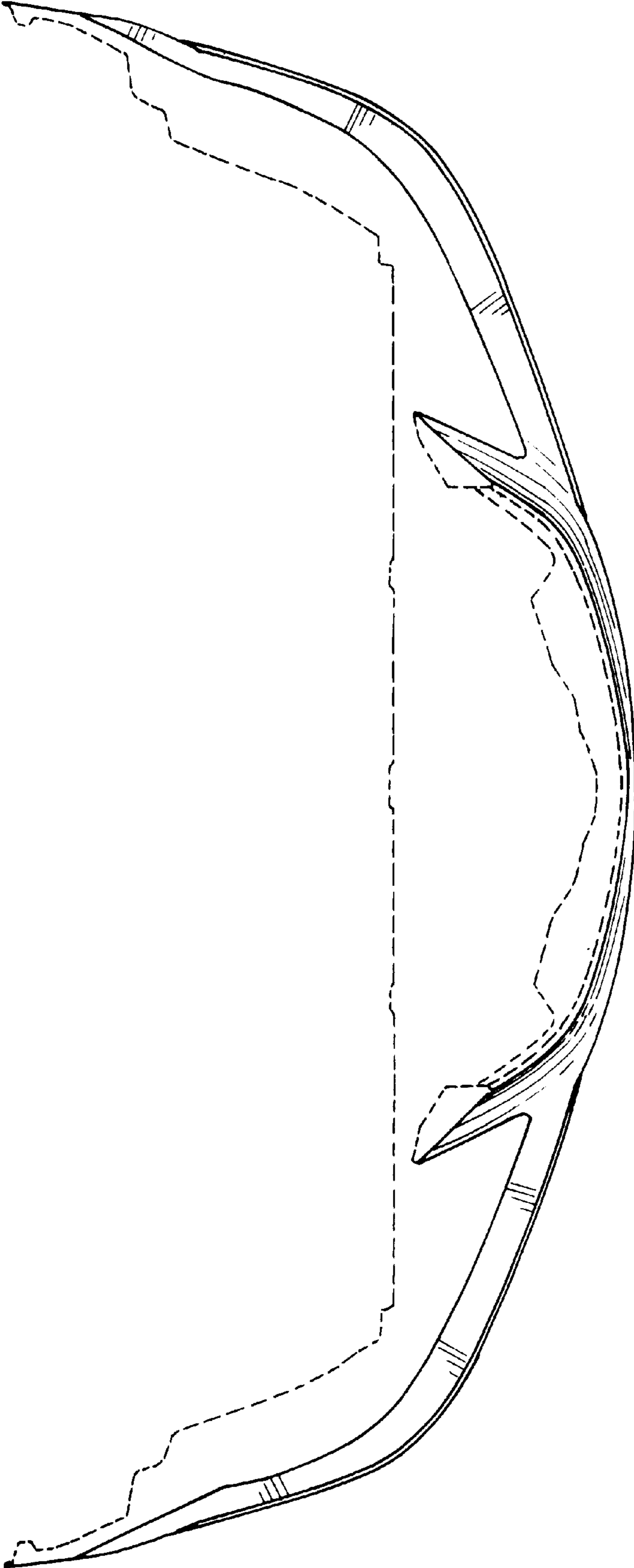


FIG. 3

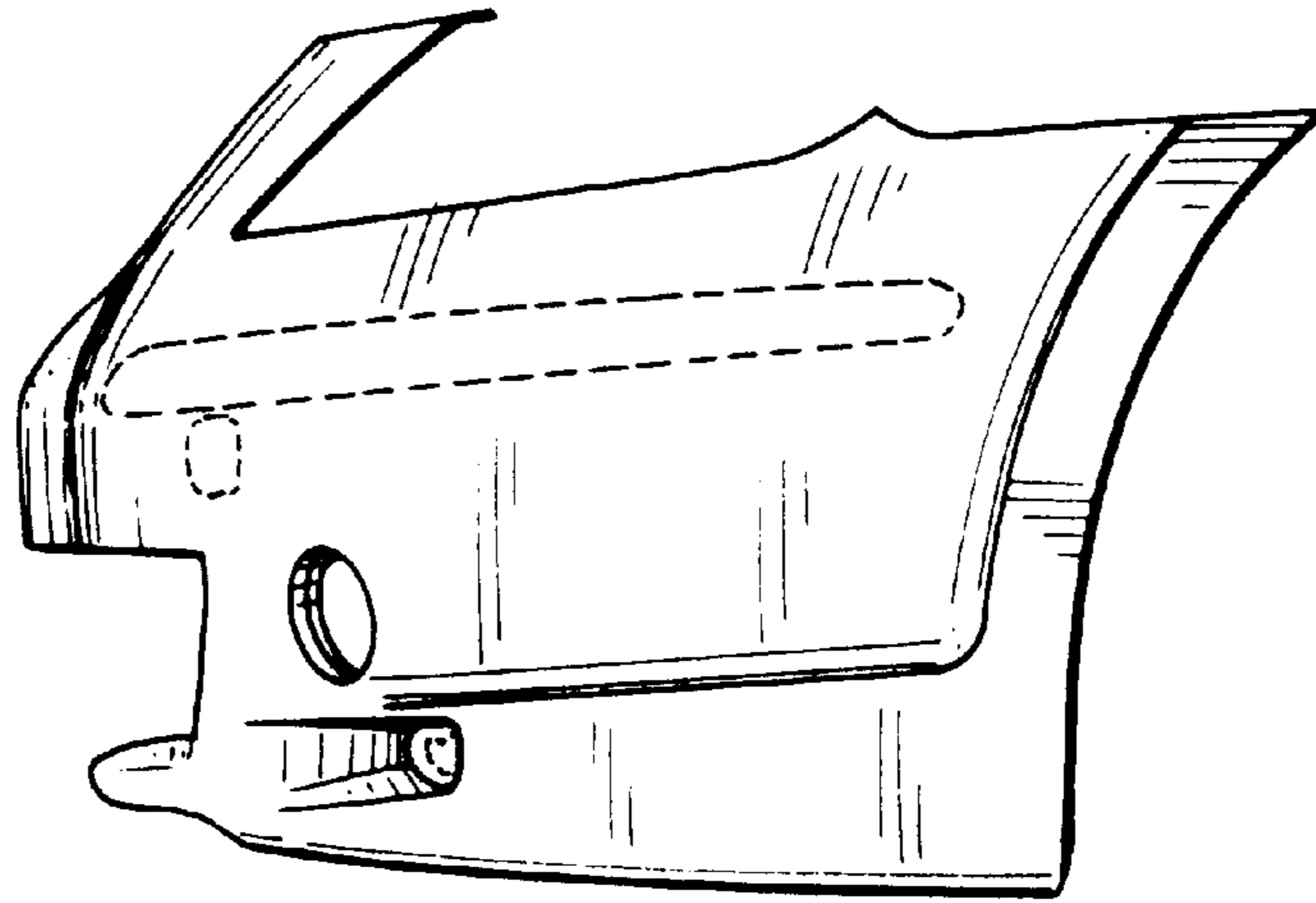


FIG. 4

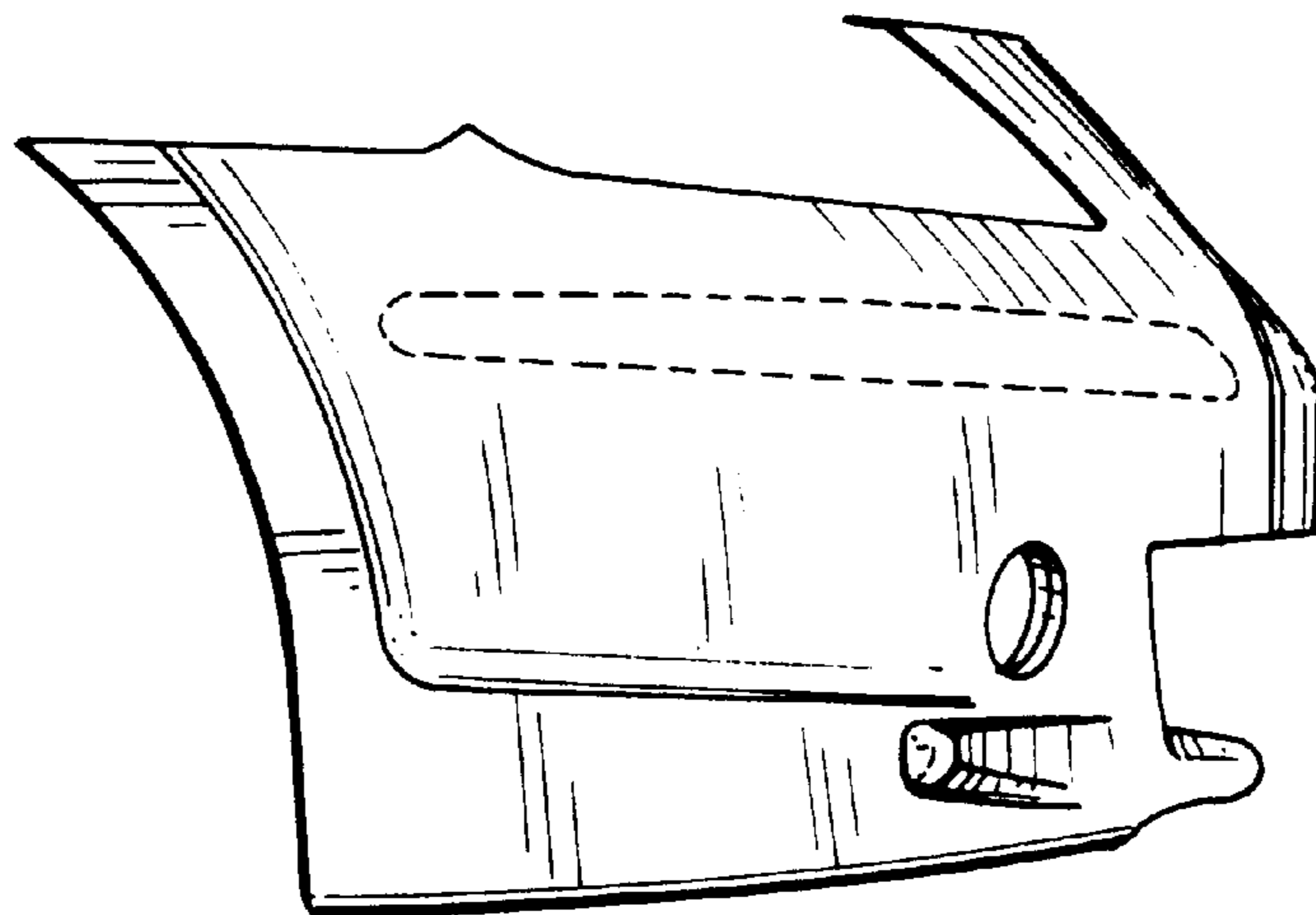


FIG. 5

