

US00D509168S

(12) **United States Design Patent** (10) **Patent No.:** **US D509,168 S**  
**Fitzgerald et al.** (45) **Date of Patent:** **\*\* Sep. 6, 2005**

- (54) **SPORTS BOARD FOR SUPPORTING A RIDER** 3,952,354 A 4/1976 Turner
- (75) Inventors: **David J. Fitzgerald**, Hayward, CA (US); **Geoffrey A. McKee**, San Carlos, CA (US) 4,028,761 A 6/1977 Taylor
- (73) Assignee: **Wham-O, Inc.**, Emeryville, CA (US) 4,114,912 A 9/1978 Sweeney
- (\*\*) Term: **14 Years** 4,129,911 A 12/1978 McDonald et al.
- (21) Appl. No.: **29/185,173** 4,267,615 A 5/1981 Nealy
- (22) Filed: **Jun. 23, 2003** 4,561,664 A \* 12/1985 Cashmere ..... 280/18

**Related U.S. Application Data**

- (63) Continuation of application No. 29/156,976, filed on Mar. 8, 2002, now Pat. No. Des. 476,266, and a continuation of application No. 29/180,868, filed on Apr. 30, 2003, and a continuation of application No. PCT/US02/07179, filed on Mar. 9, 2002.
- (51) **LOC (8) Cl.** ..... **12-14**
- (52) **U.S. Cl.** ..... **D12/11**
- (58) **Field of Search** ..... D12/6, 9-11; D21/759, D21/766, 769-770; 280/845, 14.1, 16, 18, 18.1, 21.1, 22, 22.1, 28.11; 441/65, 68, 129-135

**References Cited**

**U.S. PATENT DOCUMENTS**

2,139,513 A	12/1938	Nelson et al.	
2,247,182 A	6/1941	Bosca	
D194,646 S	* 2/1963	Del Mar	..... D21/769
D195,384 S	* 6/1963	Del Mar	..... D21/769
3,147,020 A	9/1964	Dahl	
D199,470 S	* 10/1964	Ziff	..... D21/770
3,169,779 A	2/1965	Haab	
D216,530 S	* 2/1970	Ziff	..... D12/11
3,512,195 A	5/1970	Porsche	
3,616,020 A	10/1971	Whelan et al.	
3,632,125 A	1/1972	Krippelz et al.	
3,794,341 A	2/1974	Torok	
3,937,482 A	2/1976	Johnson	

*Primary Examiner*—Nelson C. Holtje  
(74) *Attorney, Agent, or Firm*—Kolisch Hartwell, P.C.

(57) **CLAIM**

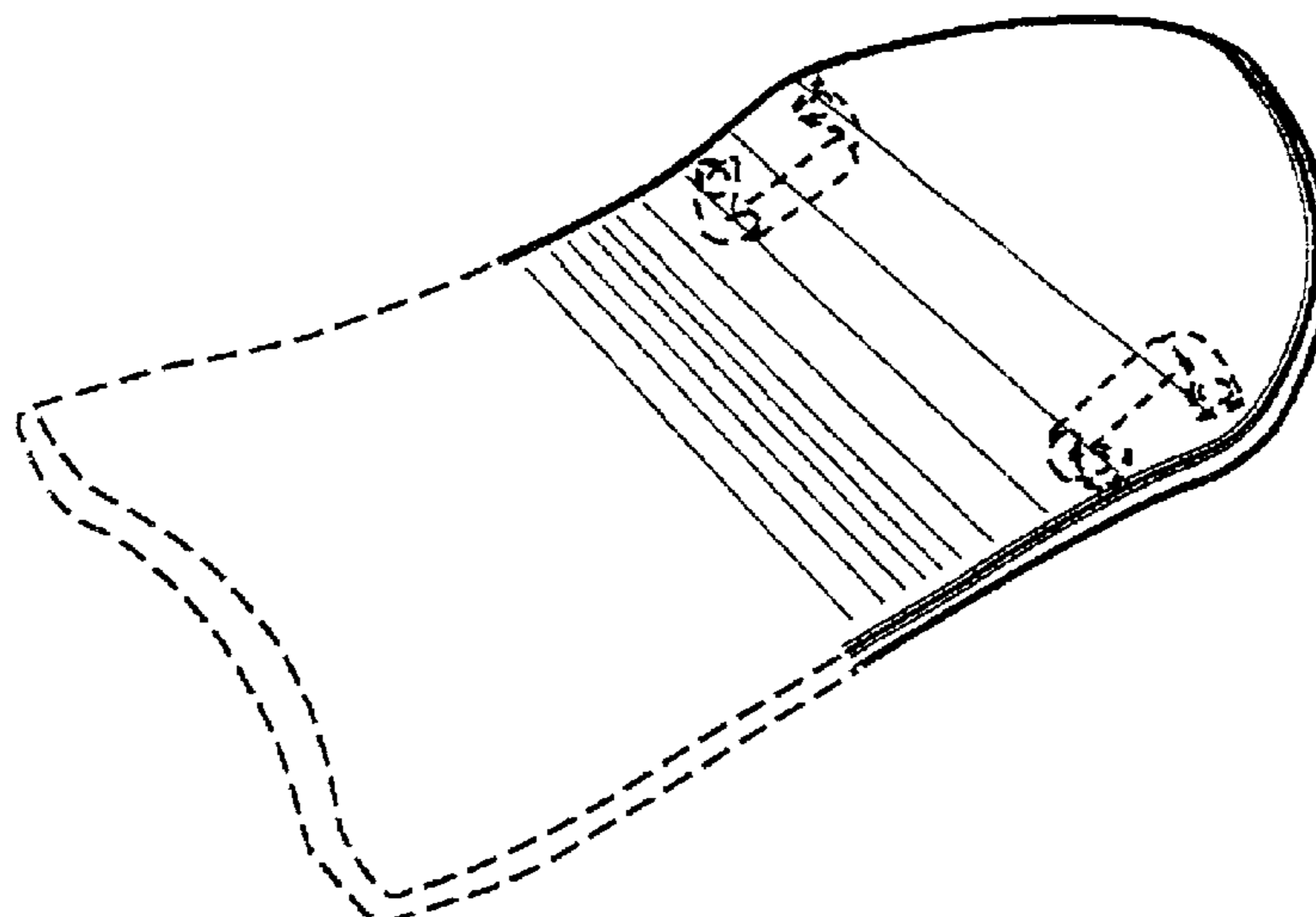
We claim the ornamental design for a sports board for supporting a rider, as shown and described.

**DESCRIPTION**

FIG. 1 is a perspective view of a sports board showing my new design;  
 FIG. 2 is a left side elevational view thereof, the right side being a mirror image;  
 FIG. 3 is a top plan view of FIG. 1;  
 FIG. 4 is a bottom plan view of FIG. 1;  
 FIG. 5 is a rear end view of FIG. 1; and  
 FIG. 6 is a front end view of FIG. 1;  
 FIG. 7 is a perspective view of another embodiment of my design of FIGS. 1-6;  
 FIG. 8 is a left side elevational view thereof, the right side being a mirror image;  
 FIG. 9 is a top plan view of FIG. 7;  
 FIG. 10 is a bottom plan view of FIG. 7;  
 FIG. 11 is a rear end view of FIG. 7; and,  
 FIG. 12 is a front end view of FIG. 7.

The broken line showing of portions of the board is for illustrative purposes only and forms no part of the claimed design.

**1 Claim, 2 Drawing Sheets**



# US D509,168 S

Page 2

---

## U.S. PATENT DOCUMENTS

5,137,483 A	8/1992	Nealy		5,904,970 A	5/1999	Lauer et al.
5,154,655 A	10/1992	Glydon		5,916,672 A	6/1999	Reeves et al.
5,211,593 A	5/1993	Schneider et al.		5,928,045 A	7/1999	Szabad
5,224,890 A	7/1993	Moran		5,934,961 A	8/1999	Mehrmann et al.
5,247,898 A	9/1993	Thornlimb		6,054,005 A	4/2000	Hurley et al.
5,275,860 A	1/1994	D'Luzansky et al.		6,106,345 A	8/2000	Yeh
5,295,883 A	3/1994	Moran		6,167,790 B1	1/2001	Bambara et al.
5,338,237 A	8/1994	Nealy		D449,253 S	10/2001	Fireman et al.
D356,618 S	* 3/1995	Fleming	..... D21/769	6,492,013 B1	12/2002	Ramesh
5,503,921 A	4/1996	Chang et al.		D476,266 S	6/2003	Fitzgerald
D377,072 S	* 12/1996	Ilejay	..... D21/769	2003/0127812 A1	7/2003	Mehrmann et al.
5,647,784 A	7/1997	Moran		2003/0205872 A1	11/2003	Mehrmann
5,658,179 A	8/1997	Glydon et al.				

\* cited by examiner

FIG. 1

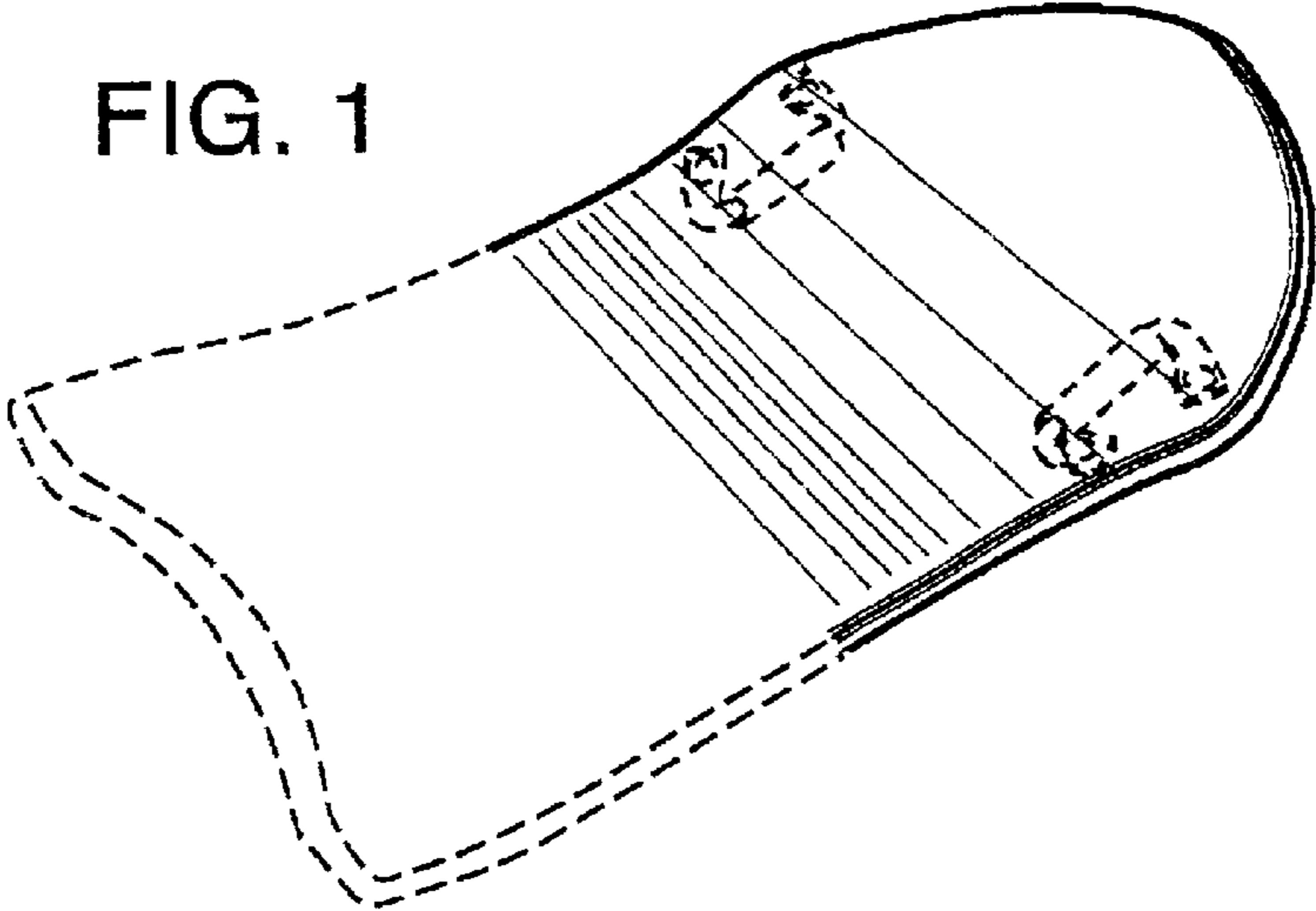


FIG. 2



FIG. 3

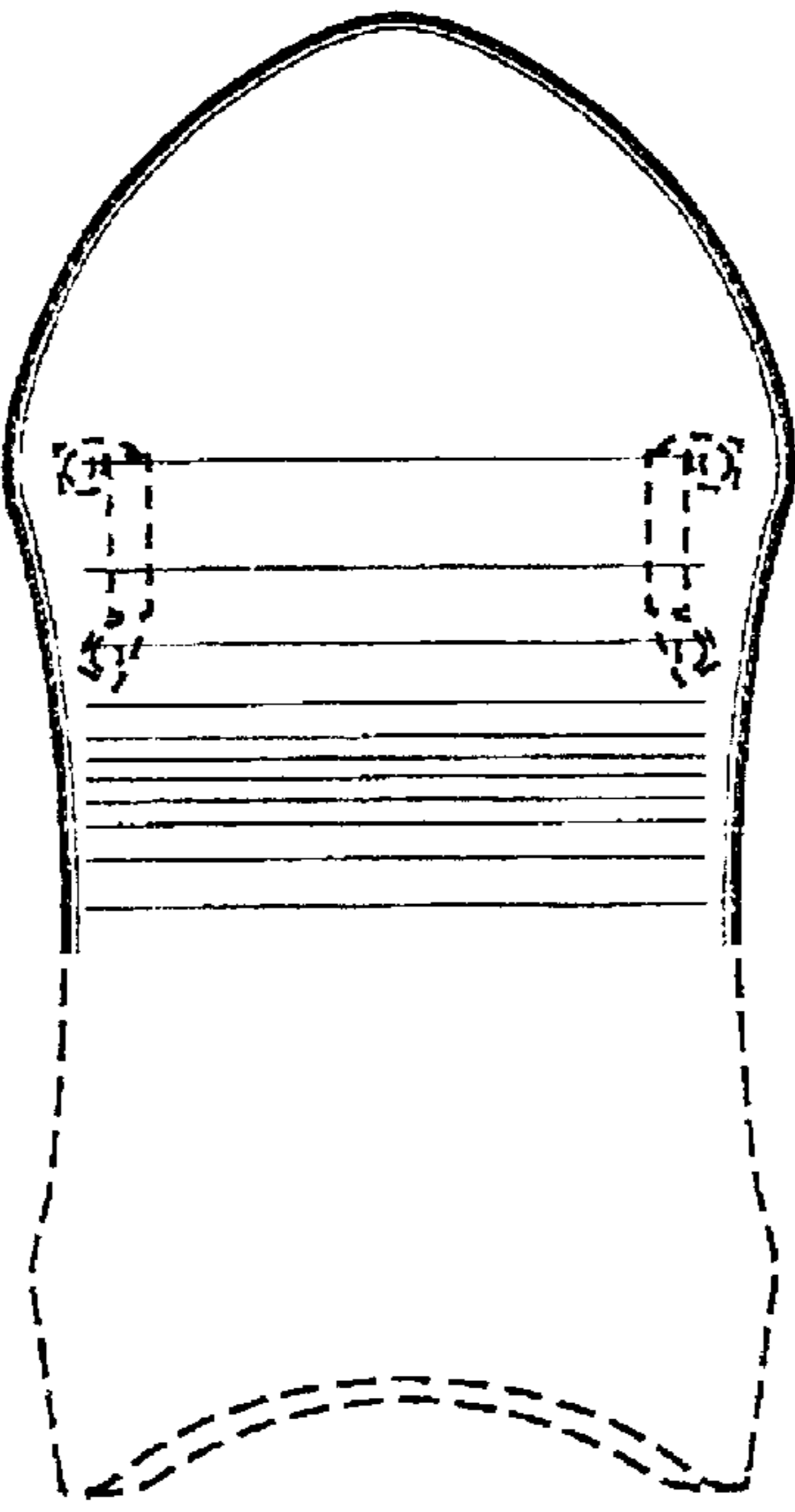


FIG. 4

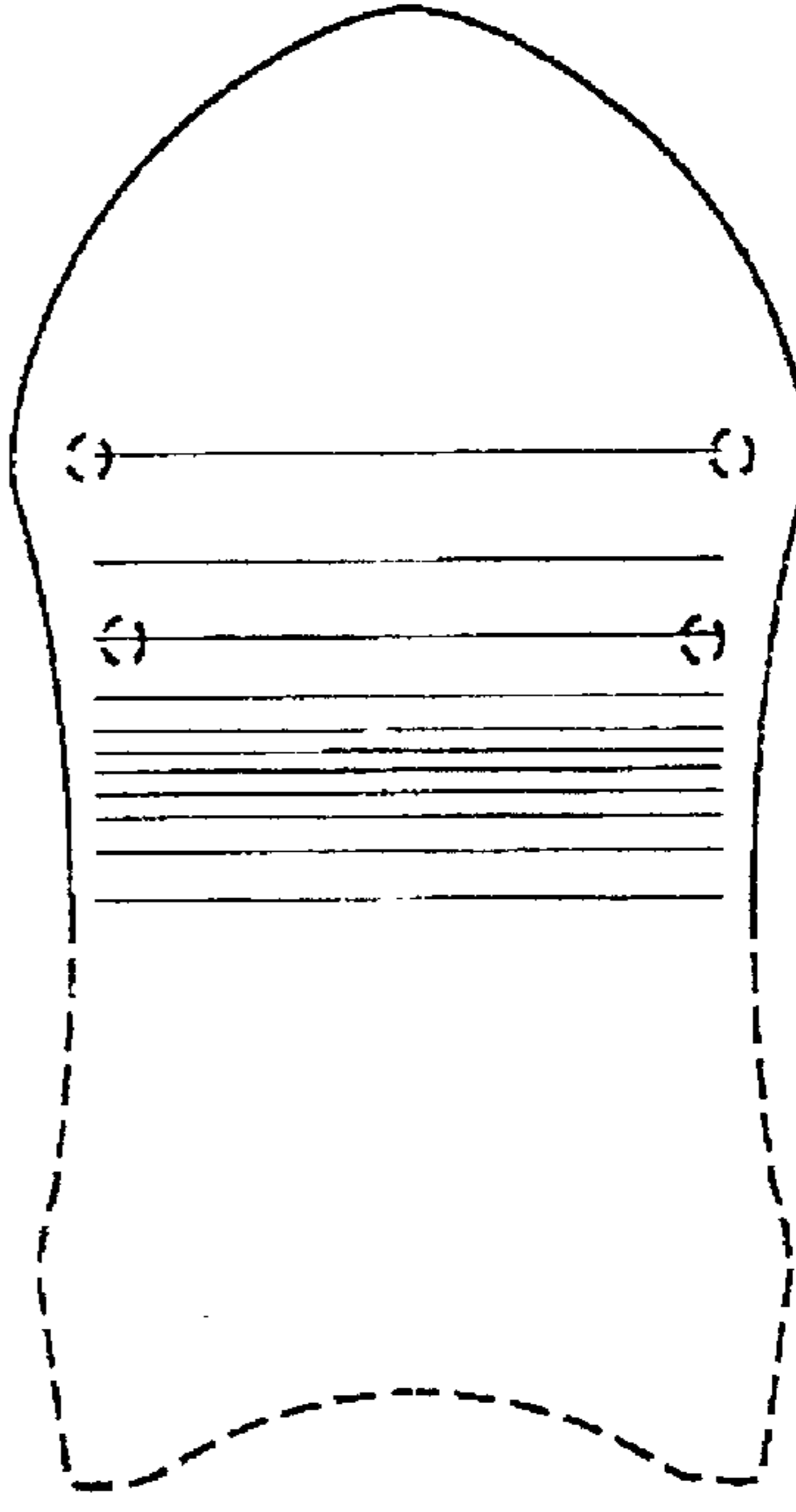


FIG. 5




FIG. 6




FIG. 7

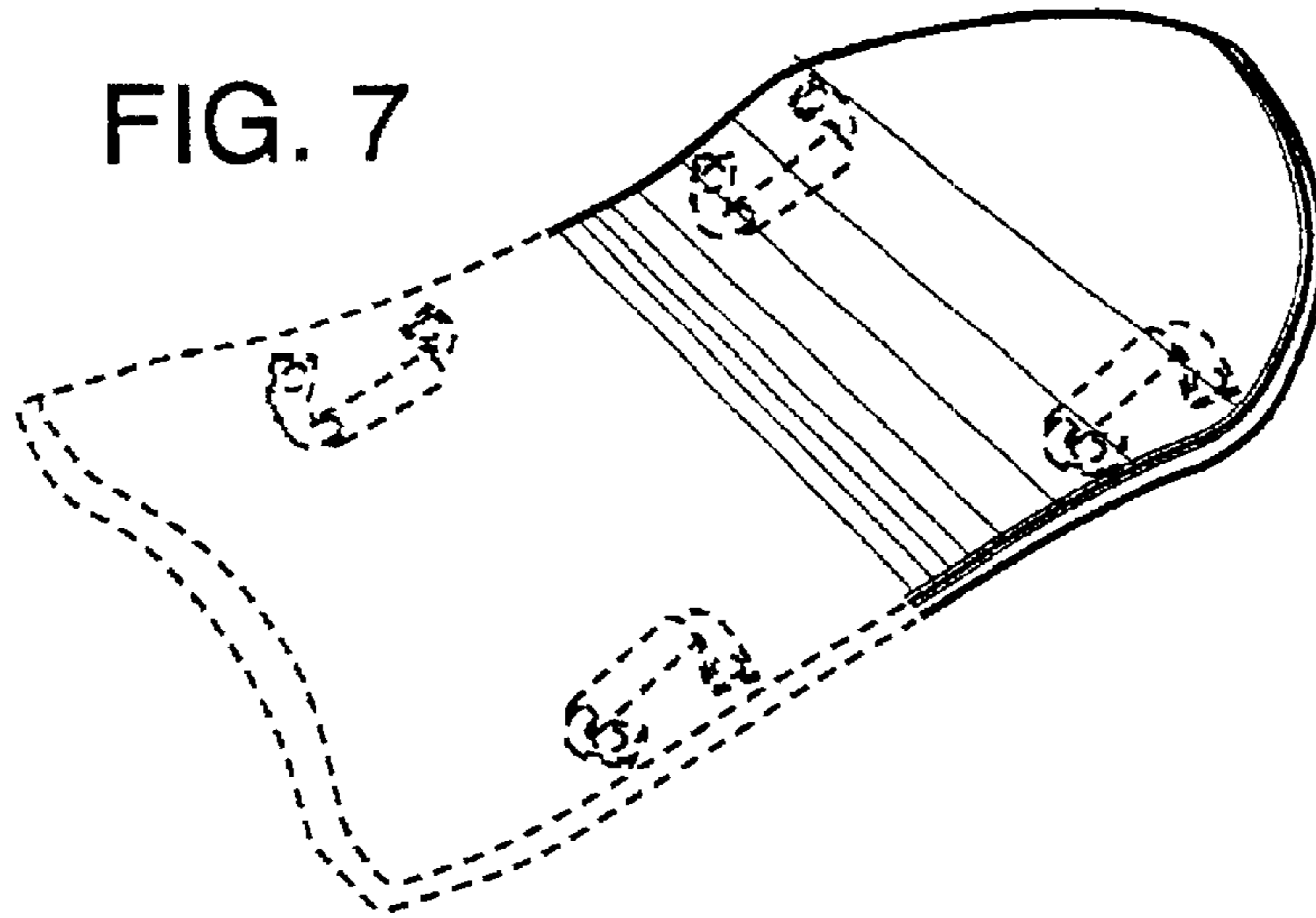


FIG. 8



FIG. 9

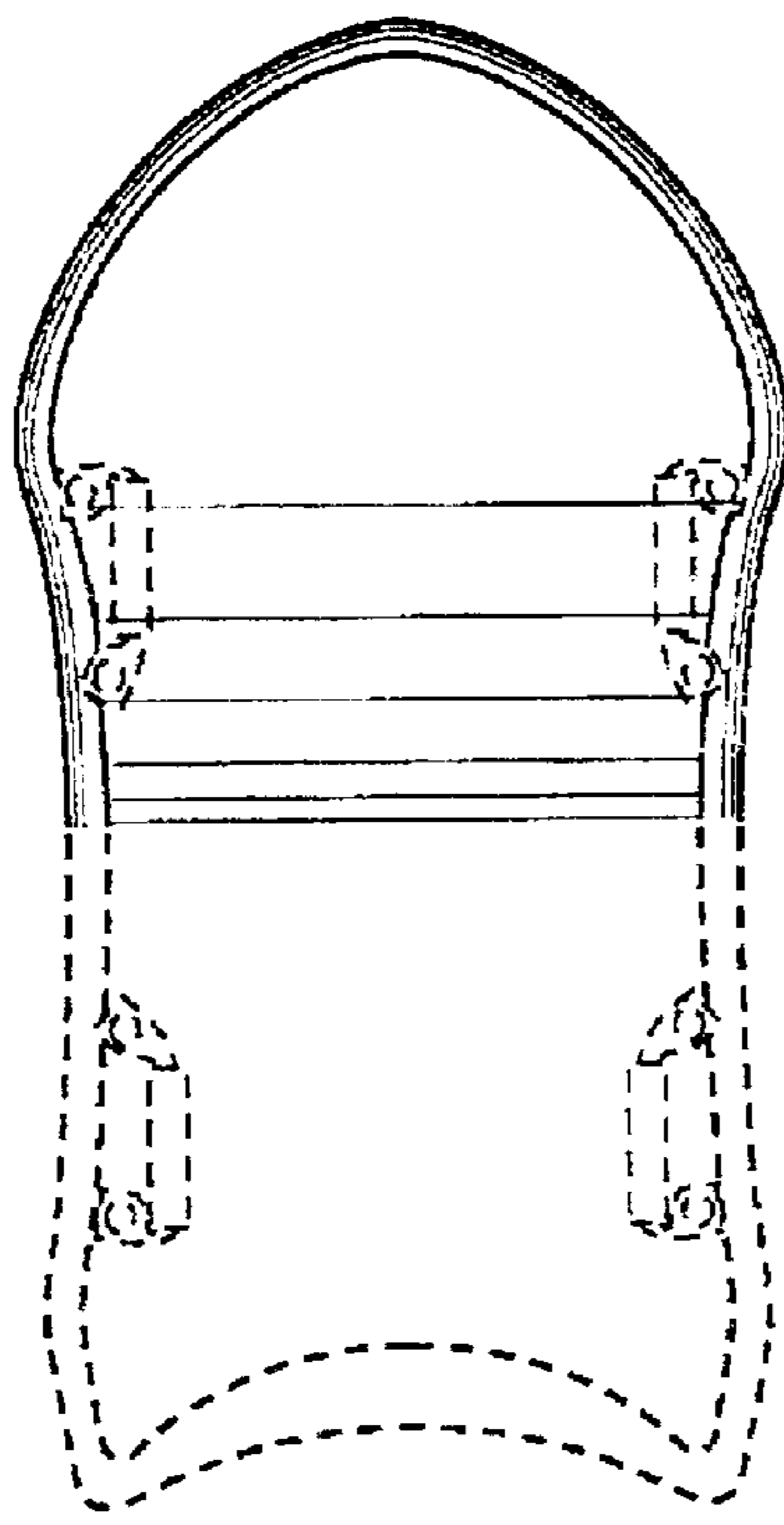


FIG. 10

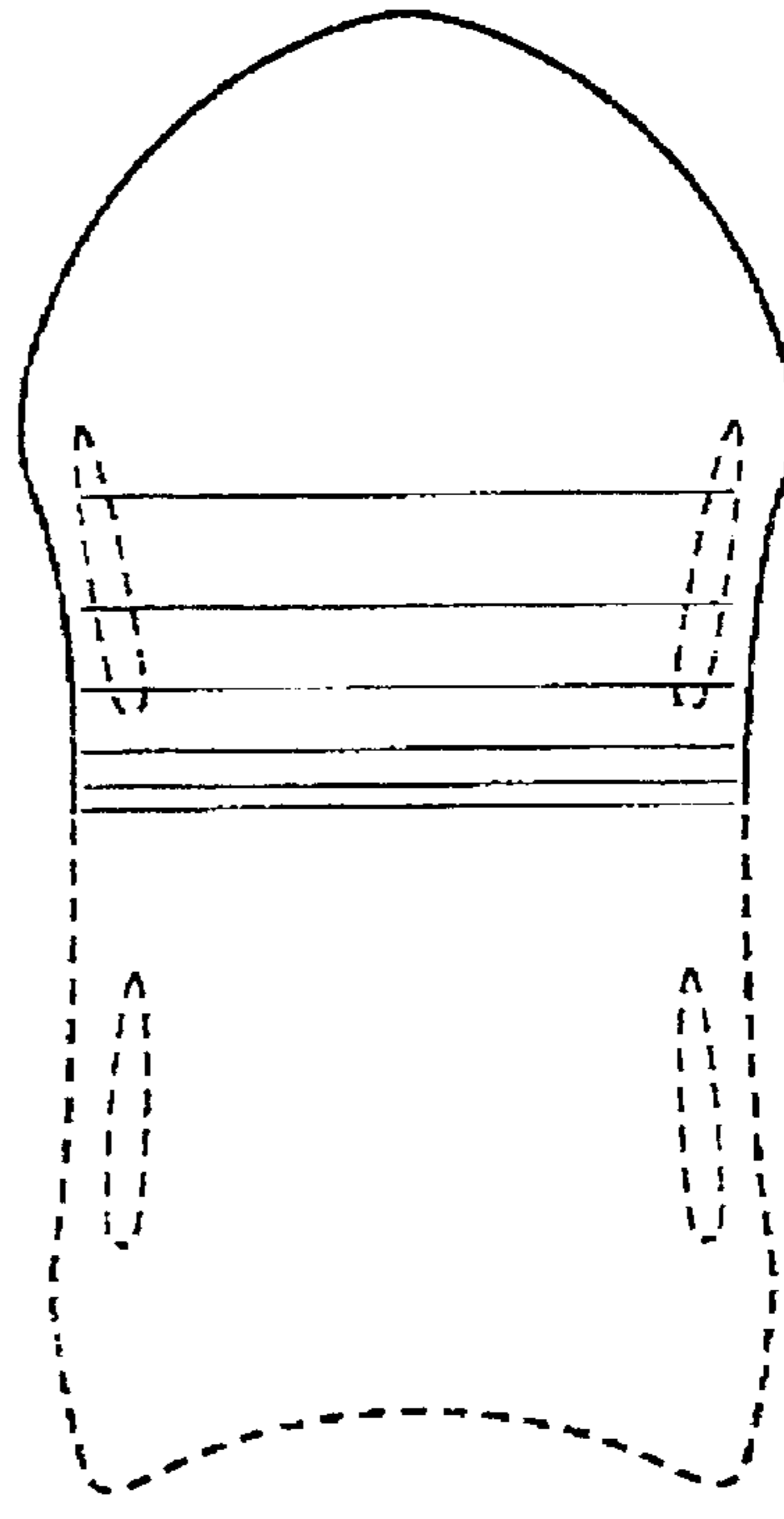


FIG. 11



FIG. 12

