

US00D509163S

(12) **United States Design Patent**
Pinto et al.

(10) **Patent No.:** **US D509,163 S**
(45) **Date of Patent:** **** Sep. 6, 2005**

(54) **JEWELRY CLUSTER DESIGN**

Catalog of Fendt Finding Company, Inc.; Apr., 1987; four (4) pages; Hatfield, Pennsylvania 19440.

(75) Inventors: **Anthony Pinto**, White Plains, NY (US);
Robert Hurwitz, New York, NY (US)

* cited by examiner

(73) Assignee: **Sandberg & Sikorski Corporation**,
New York, NY (US)

Primary Examiner—Louis S. Zarfaz
Assistant Examiner—John Windmuller

(**) Term: **14 Years**

(74) *Attorney, Agent, or Firm*—Jeffrey M. Kaden; Gottlieb,
Rackman & Reisman, P.C.

(21) Appl. No.: **29/193,520**

(22) Filed: **Nov. 10, 2003**

(57) **CLAIM**

(51) **LOC (8) Cl.** **11-01**

The ornamental jewelry cluster design, as shown and described.

(52) **U.S. Cl.** **D11/91**

(58) **Field of Search** D11/1, 2, 6–12,
D11/26–28, 34–43, 47, 75, 79, 91–93; 63/1.11–14.1,
20, 22, 23, 26–33

DESCRIPTION

(56) **References Cited**

FIG. 1 is a front elevational view of first embodiment of a jewelry cluster design showing my new design;

U.S. PATENT DOCUMENTS

FIG. 2 is a top plan view thereof;

- D460,379 S * 7/2002 Raviv D11/91
- D480,659 S * 10/2003 Pachauer D11/91
- D485,509 S * 1/2004 Shagalov D11/91
- D499,046 S * 11/2004 Pinto et al. D11/79

FIG. 3 is a front elevational view of a second embodiment thereof; and,

FIG. 4 is a top plan view thereof.

OTHER PUBLICATIONS

It being understood that the broken lines are for illustrative purposes only and form no part of the claimed design.

Catalog of Baker Settings/Eichmuller; 1981; five (5) pages; Published by Design and Production, AB Associates; New York, New York.

1 Claim, 2 Drawing Sheets




FIG. 1





FIG. 2

FIG. 3





FIG. 4