

US00D509142S

(12) **United States Design Patent** (10) **Patent No.:** **US D509,142 S**
Blasko et al. (45) **Date of Patent:** **** Sep. 6, 2005**

(54) **INVERTED BOTTLE**

(75) Inventors: **Tanya Nicole Blasko**, Cincinnati, OH (US); **Stacy Alycia Thomas**, Chicago, IL (US); **Jason Craig Campbell**, Chicago, IL (US); **Erica Heidi Hollmann**, Kenosha, WI (US)

(73) Assignee: **The Procter & Gamble Company**, Cincinnati, OH (US)

(**) Term: **14 Years**

(21) Appl. No.: **29/206,103**

(22) Filed: **May 26, 2004**

(51) **LOC (8) Cl.** **09-01**

(52) **U.S. Cl.** **D9/521; D9/552**

(58) **Field of Search** D9/682, 684, 686, D9/693, 738, 741, 743-747, 723-726, 509, 515-516, 520-524, 529, 545, 549, 552, 558, 565, 574-575; 215/382-384, 396, 398, 12.1-12.2, 6, 10; 220/4.21-4.27, 23.2, 23.4, 23.8, 500

(56) **References Cited**

U.S. PATENT DOCUMENTS

- D187,820 S * 5/1960 Vuilleminot D9/552
- D278,122 S * 3/1985 Harris D9/545
- D321,131 S * 10/1991 Wiseman et al. D9/552
- D346,746 S * 5/1994 Desgrippes D9/552
- D393,202 S * 4/1998 Bertolini et al. D9/741
- 5,740,947 A * 4/1998 Flaig et al. 220/23.4 X
- D397,291 S 8/1998 Tabaroni et al.

- D398,244 S * 9/1998 Bertolini et al. D9/565
- D399,747 S * 10/1998 Bertolini et al. D9/521 X
- D400,800 S * 11/1998 Bertolini et al. D9/565
- D415,685 S * 10/1999 Braun D9/503
- D420,291 S 2/2000 Guann et al.
- D427,071 S 6/2000 Williams et al.
- D427,072 S * 6/2000 Gaffney et al. D9/521 X
- D435,450 S * 12/2000 Eisenbarth D9/500
- D440,876 S * 4/2001 Togasawa D9/529
- D441,293 S * 5/2001 Togasawa D9/529
- D448,301 S * 9/2001 Togasawa D9/521
- D457,264 S 5/2002 Gersten et al.

* cited by examiner

Primary Examiner—Carol Rademaker

(74) *Attorney, Agent, or Firm*—Bridget Murray; Cynthia L. Clay; Jason J. Camp

(57) **CLAIM**

The ornamental design for an inverted bottle, as shown and described.

DESCRIPTION

FIG. 1 is a perspective view of an inverted bottle showing our new design;

FIG. 2 is a front view thereof;


FIG. 3 is a right side view thereof, the left side view being identical;

FIG. 4 is a bottom plan view thereof; and,

FIG. 5 is a top plan view thereof.

The broken lines in the drawings are for illustrative purposes only and do not form a part of the claimed design.

1 Claim, 1 Drawing Sheet



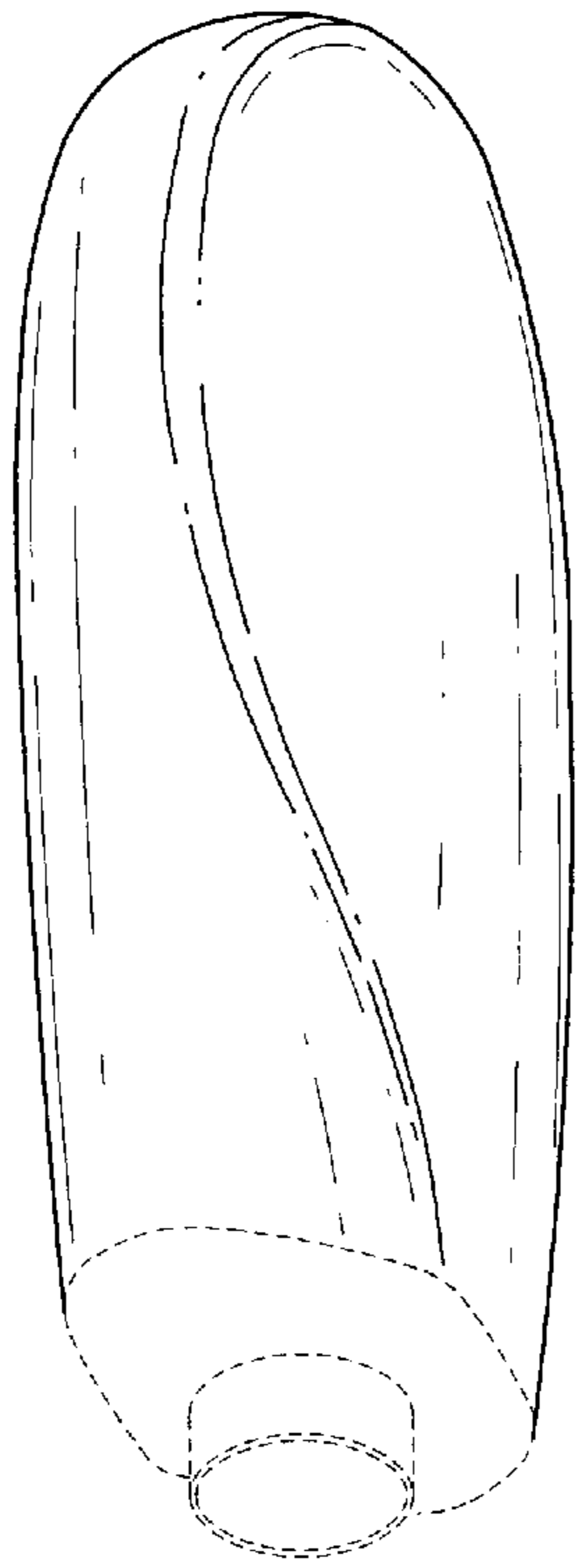


Fig. 1

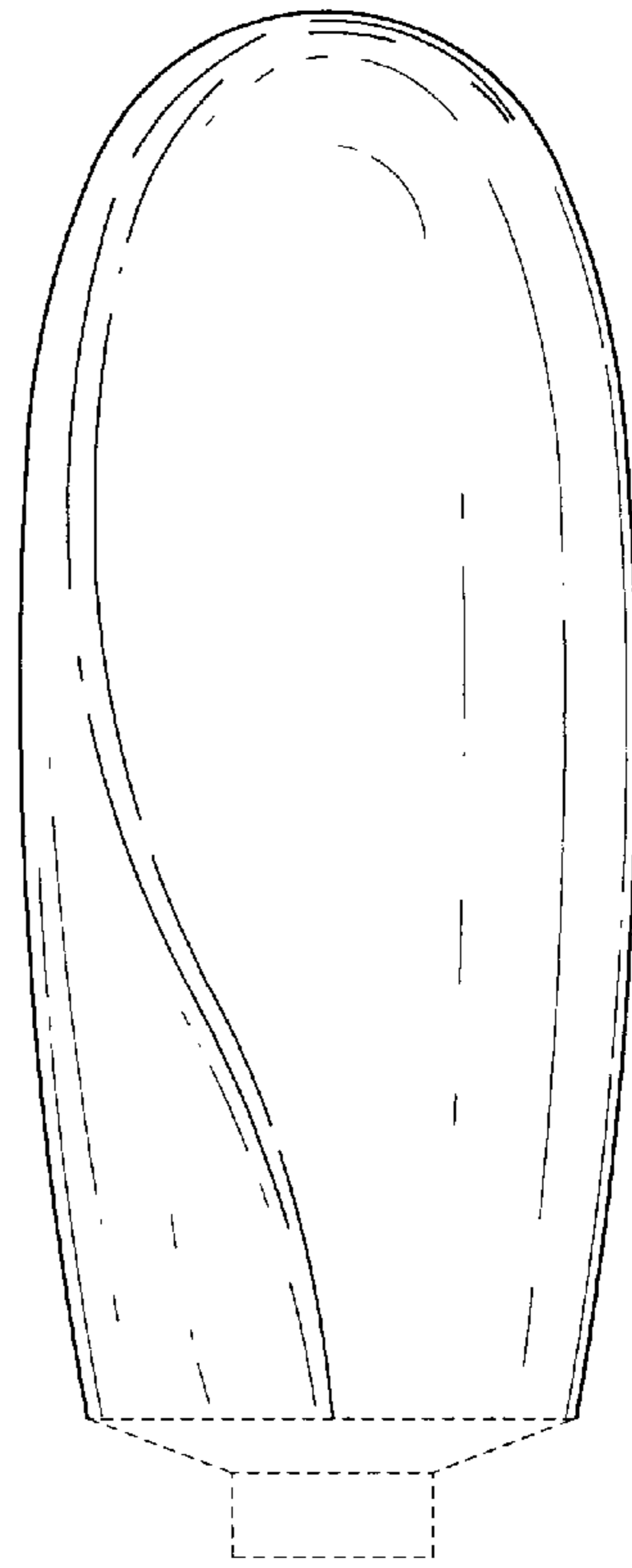


Fig. 2

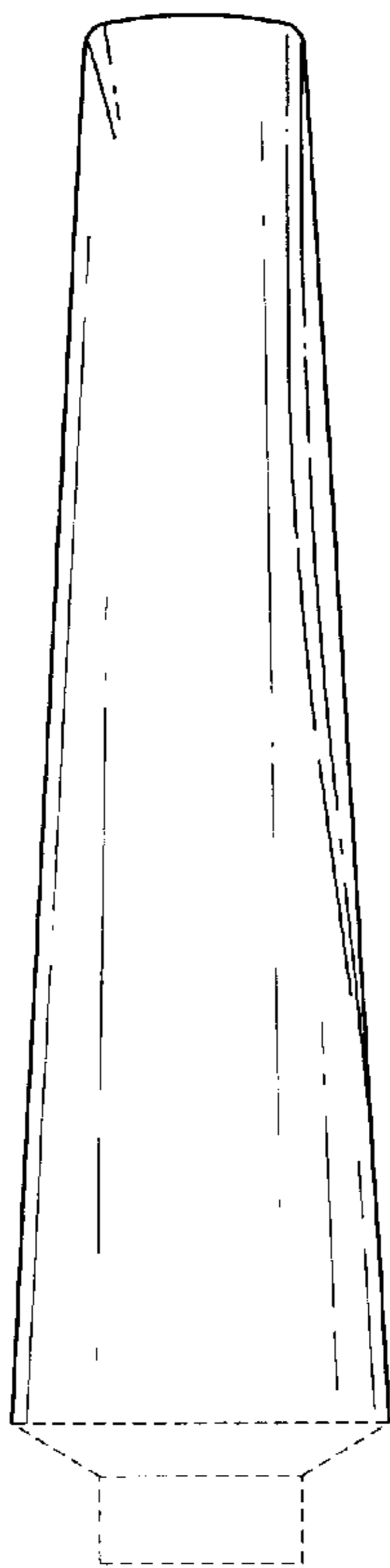


Fig. 3

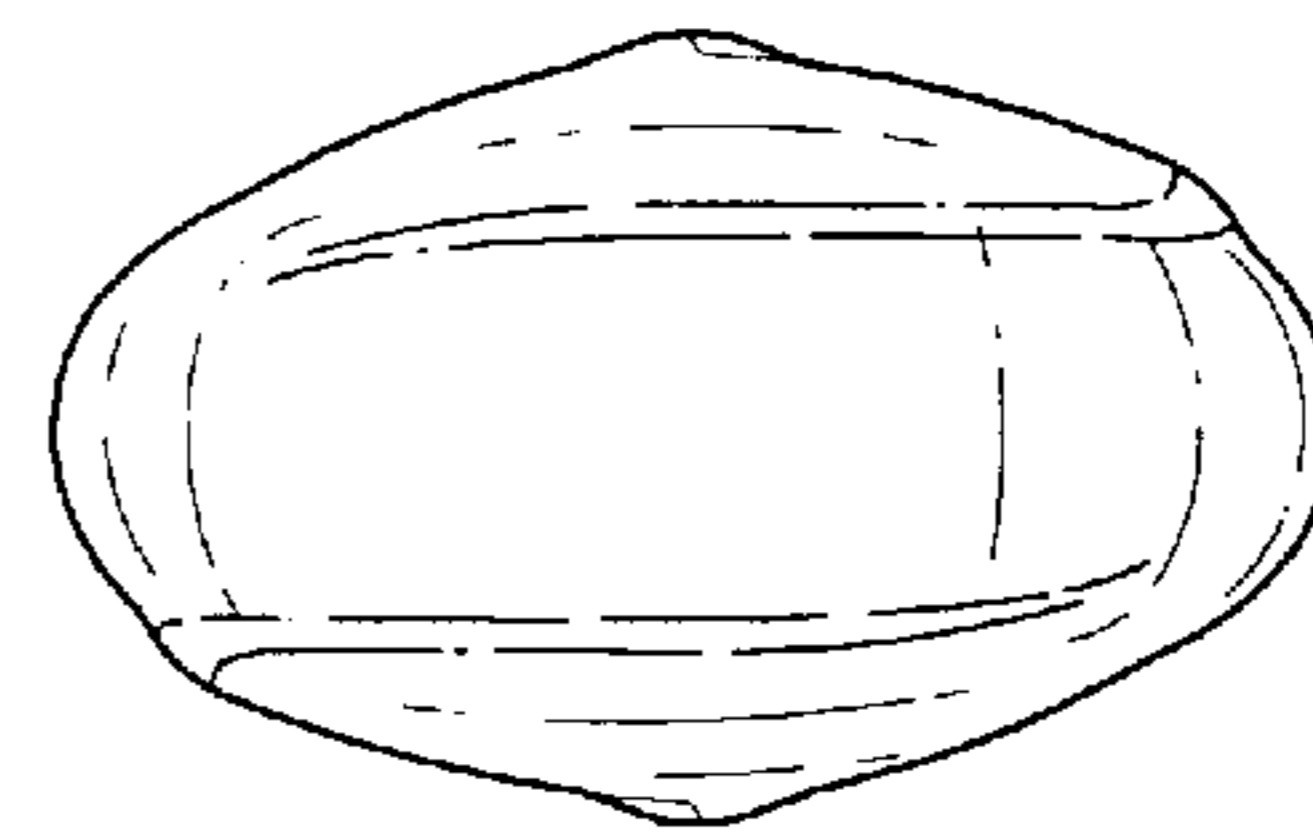


Fig. 4

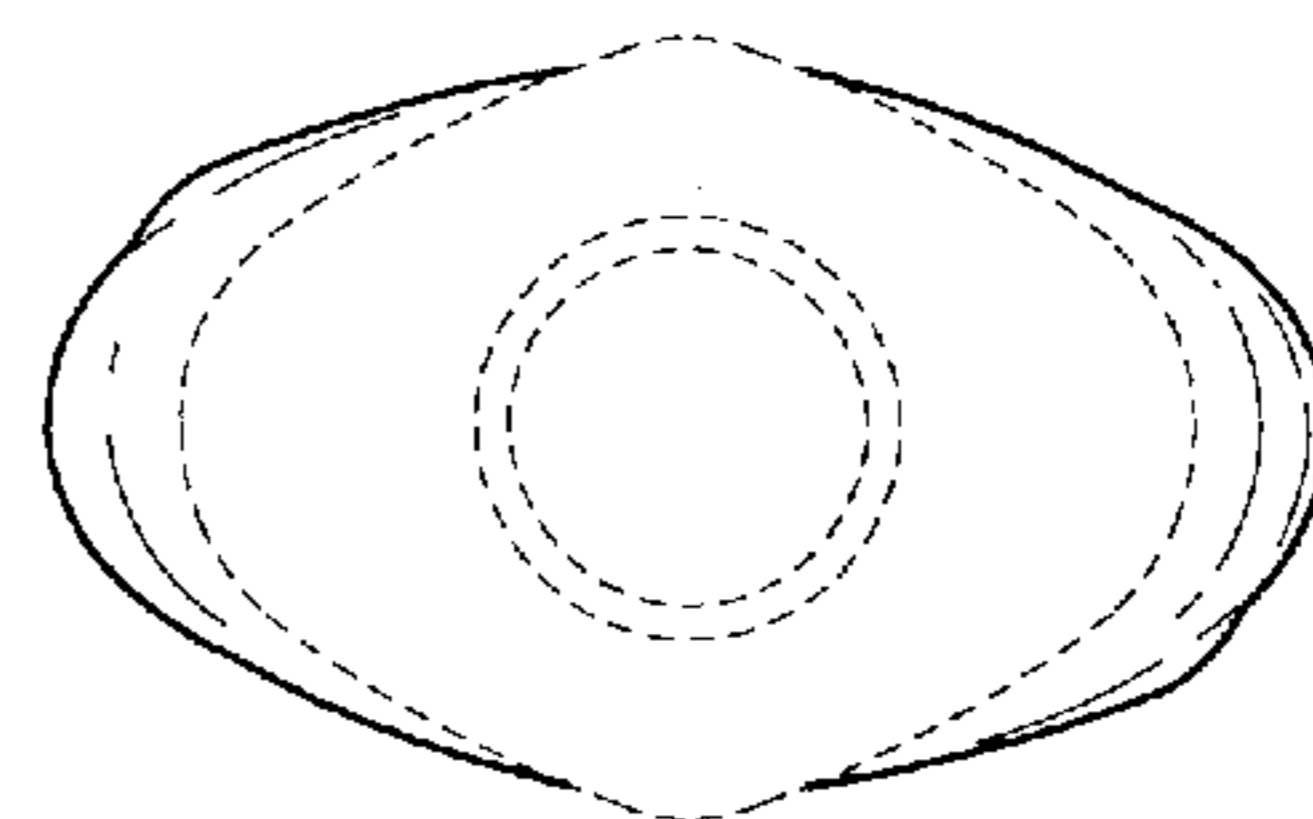


Fig. 5