

US00D509128S

(12) **United States Design Patent**
Kelleghan

(10) **Patent No.:** **US D509,128 S**
(45) **Date of Patent:** **** Sep. 6, 2005**

(54) **CLOVER SHAPED CARABINER**

(75) **Inventor:** **Brian James Kelleghan**, Longmont,
CO (US)

(73) **Assignee:** **Bison Designs, L.L.C.**, Longmont, CO
(US)

(**) **Term:** **14 Years**

(21) **Appl. No.:** **29/205,577**

(22) **Filed:** **May 18, 2004**

(51) **LOC (8) Cl.** **08-05**

(52) **U.S. Cl.** **D8/356**

(58) **Field of Search** D1/106, 107, 126;
D8/356, 367; D11/115, 133, 139, 157, 211;
24/588.1, 588.11, 598.2, 598.3, 599.1, 599.5,
599.6, 599.9, 600.1; 294/82.19, 82.2; 428/13,
542.4, 542.6

(56) **References Cited**

U.S. PATENT DOCUMENTS

- D60,731 S * 3/1922 MacDowell D11/107
- D66,273 S * 12/1924 Brown D11/115
- D66,292 S * 12/1924 Kahse D11/115
- D75,691 S * 7/1928 Lampl D19/65
- D159,984 S 9/1950 Jackson
- 3,128,724 A * 4/1964 Linder 249/102

- D323,045 S * 1/1992 Gabler D32/46
- D447,680 S 9/2001 Kelleghan
- D480,622 S * 10/2003 Kelleghan D8/356

* cited by examiner

Primary Examiner—Joel A. Sincavage

Assistant Examiner—Elizabeth Albert

(74) *Attorney, Agent, or Firm*—Margaret Polson; Patent
Law Offices of Rick Martin, P.C.

(57) **CLAIM**

The ornamental design for a clover shaped carabiner, as
shown and described.

DESCRIPTION

FIG. 1 is a top or bottom plan view, which are mirror images,
of my new design for a clover shaped carabiner.

FIG. 2 is a right side elevation view of the carabiner shown
in FIG. 1.

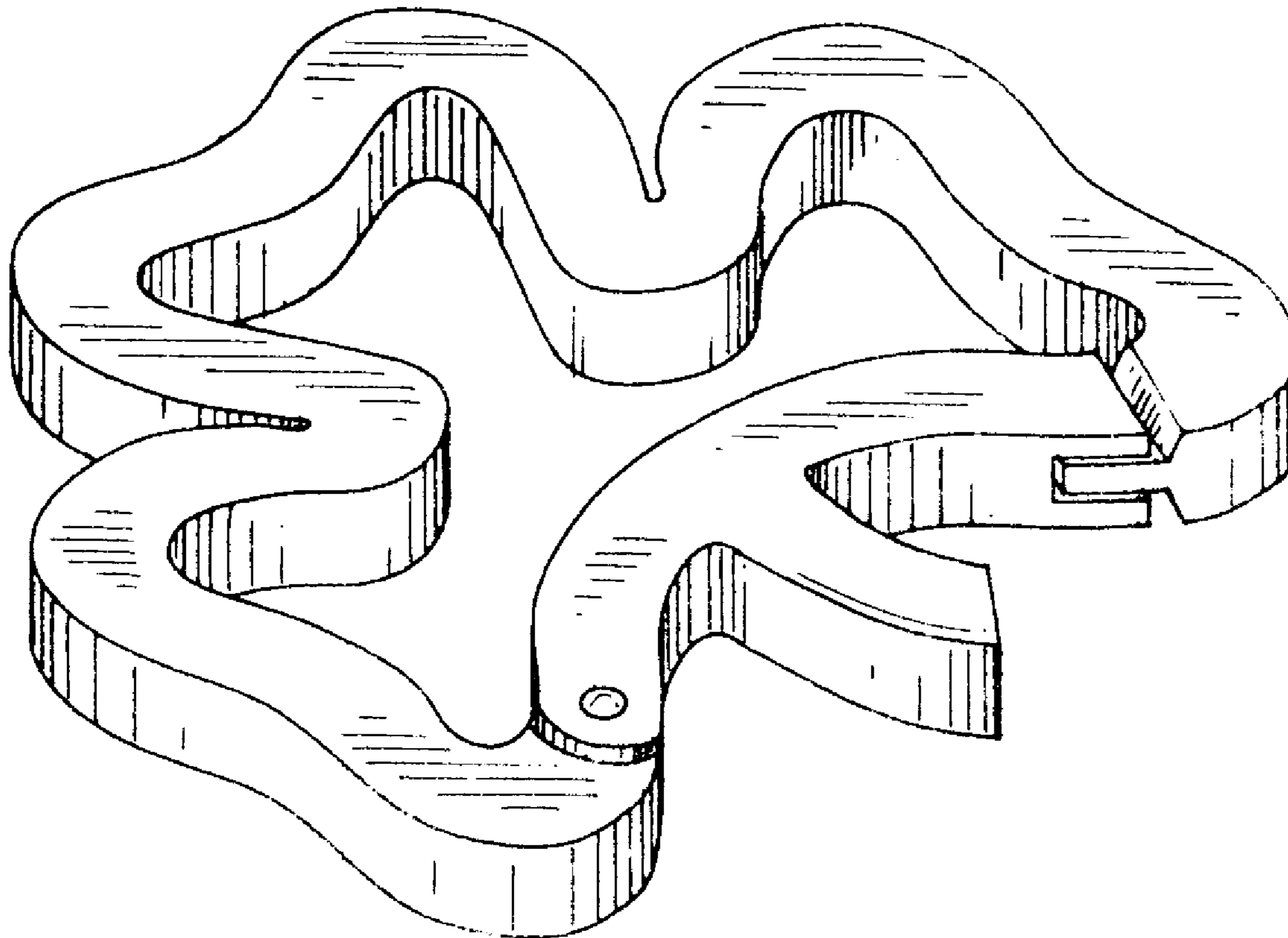
FIG. 3 is a left side elevation view of the carabiner shown
in FIG. 1.

FIG. 4 is a front elevation view of the carabiner shown in
FIG. 1.

FIG. 5 is a rear elevation view of the carabiner shown in
FIG. 1; and,

FIG. 6 is a top perspective view of the carabiner shown in
FIG. 1.

1 Claim, 1 Drawing Sheet



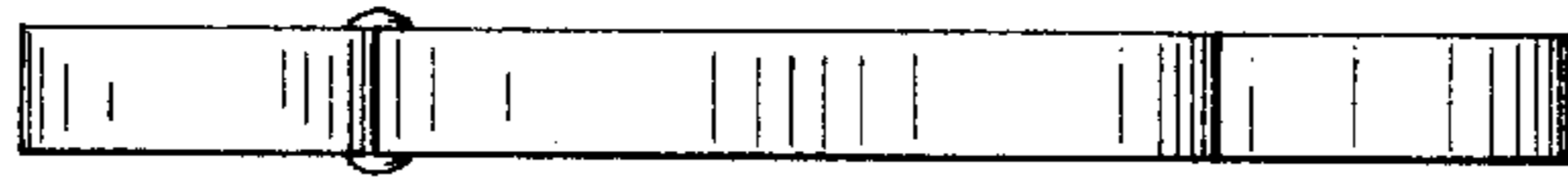


FIG. 4



FIG. 2

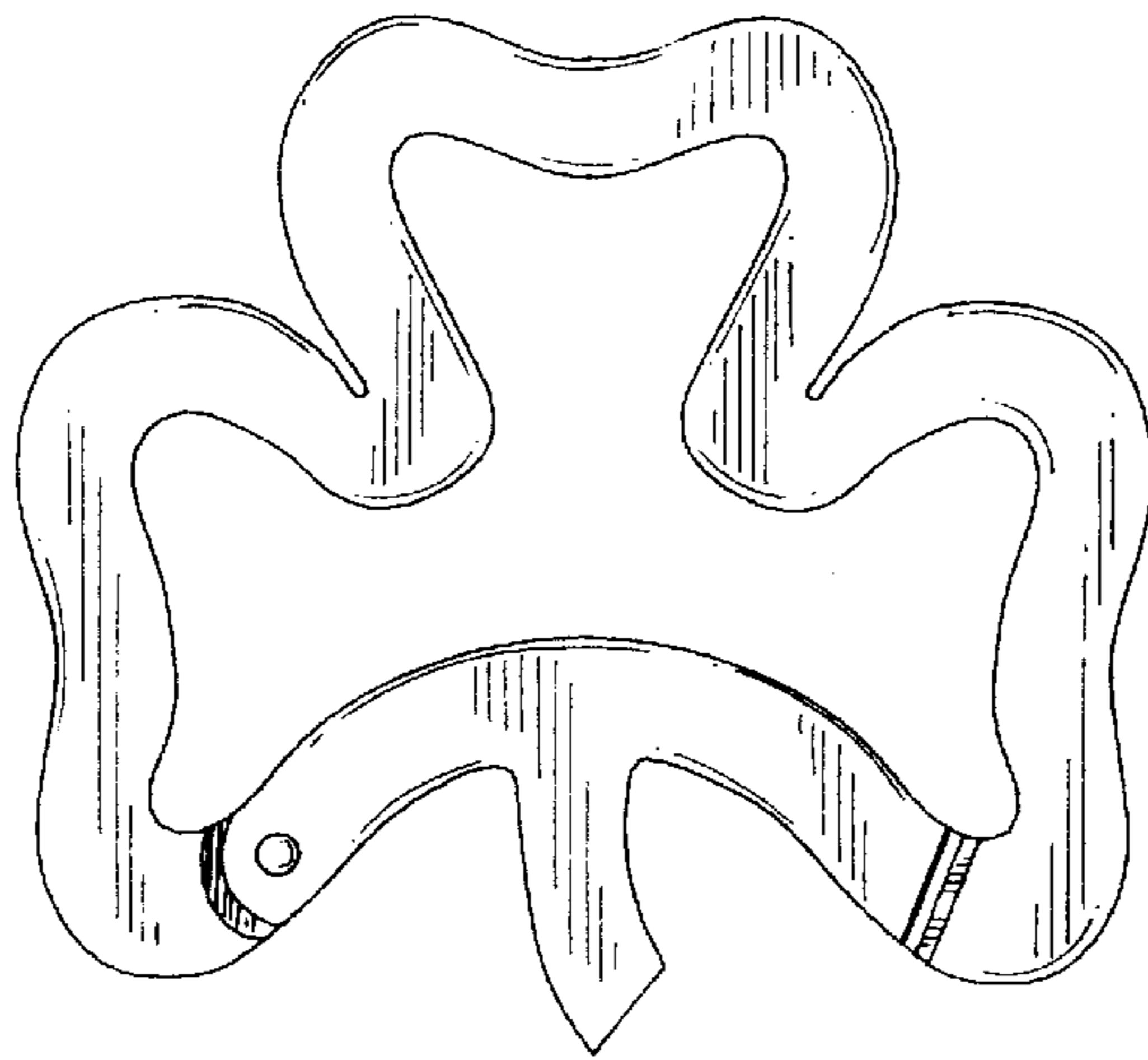


FIG. 1




FIG. 3



FIG. 5

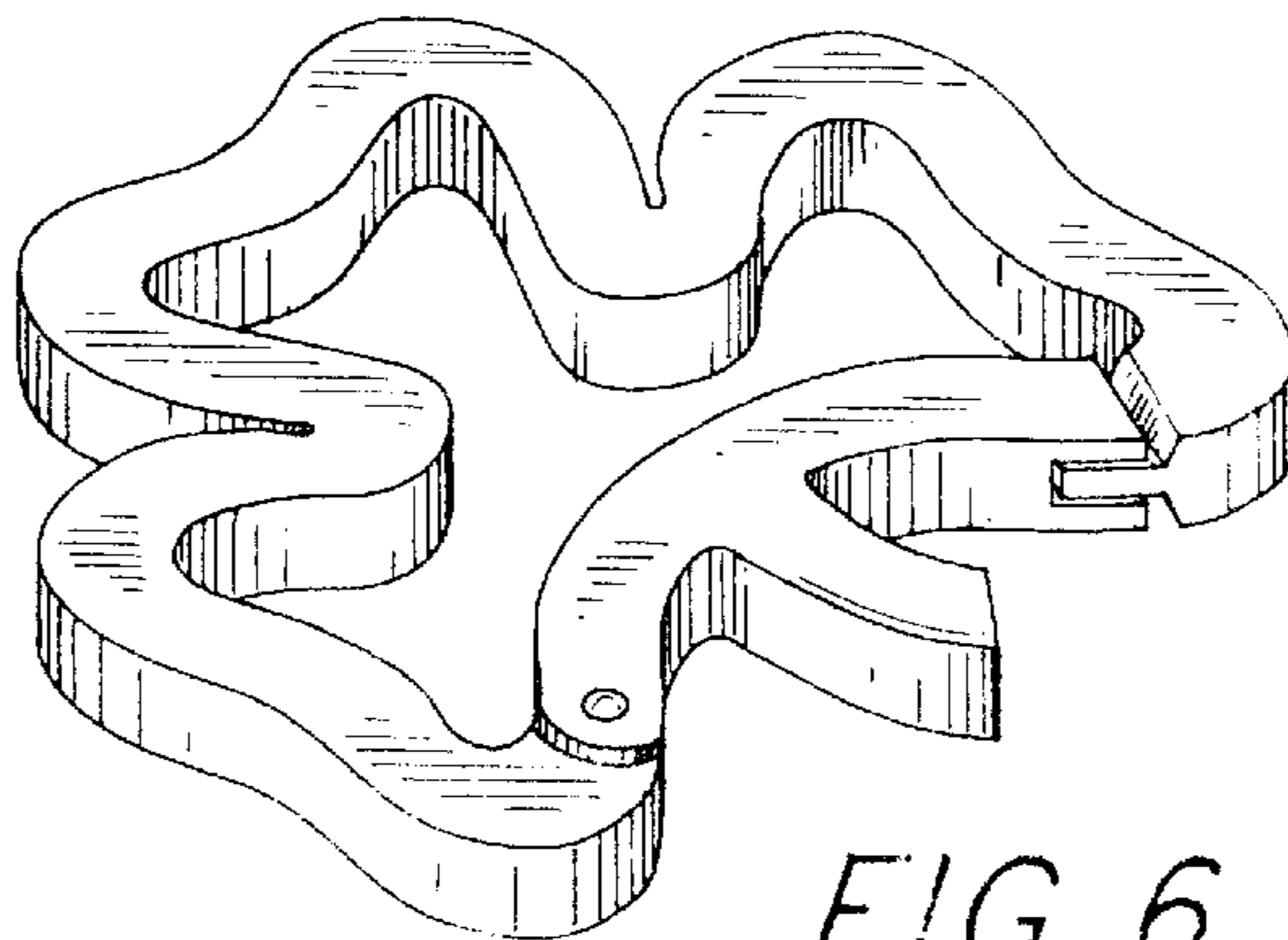


FIG. 6