

US00D509104S

(12) **United States Design Patent**
Price

(10) **Patent No.:** **US D509,104 S**
(45) **Date of Patent:** **** Sep. 6, 2005**

(54) **RECTANGULAR PLATE WITH PERIPHERAL OPENING**

(75) Inventor: **Michael Price**, Green Oaks, IL (US)

(73) Assignee: **Wing Valley Classics LTD**, Lake Bluff, IL (US)

(**) Term: **14 Years**

(21) Appl. No.: **29/202,494**

(22) Filed: **Mar. 31, 2004**

(51) **LOC (8) Cl.** **07-01**

(52) **U.S. Cl.** **D7/553.4**

(58) **Field of Search** D7/550.1, 552.1,
D7/553.1-6, 553.8, 554.2, 555; D9/457,
759; 206/557, 562, 563, 564, 784, 814;
220/557, 562, 563, 564, 815

(56) **References Cited**

U.S. PATENT DOCUMENTS

D35,475 S	*	12/1901	Springer	D7/550.1
1,960,407 A	*	5/1934	Bothe	220/574
2,050,206 A	*	8/1936	Chaplin	220/574
D207,062 S	*	2/1967	Blair	D7/553.5

D261,588 S	*	11/1981	Fichte	D7/553.4
5,323,910 A	*	6/1994	van de Graaf, Jr.	206/557
5,390,798 A	*	2/1995	Yanuzzi	206/562
D374,798 S	*	10/1996	Pippins, Jr.	D7/553.4
D442,830 S	*	5/2001	Raucci	D7/553.5
D487,378 S	*	3/2004	Frank	D7/553.5

* cited by examiner

Primary Examiner—Charles A. Rademaker

(74) *Attorney, Agent, or Firm*—Dennis A. Gross; The Hill Firm

(57) **CLAIM**

The ornamental design for a rectangular plate with peripheral opening, as shown and described.

DESCRIPTION

FIG. 1 is a top plan view of a rectangular plate with peripheral opening showing my new design;

FIG. 2 is a cross sectional view thereof taken along line 2—2 in FIG. 1;

FIG. 3 is a bottom plan view thereof; and,

FIG. 4 is a cross-sectional view thereof taken along line 4—4 in FIG. 3.

1 Claim, 2 Drawing Sheets

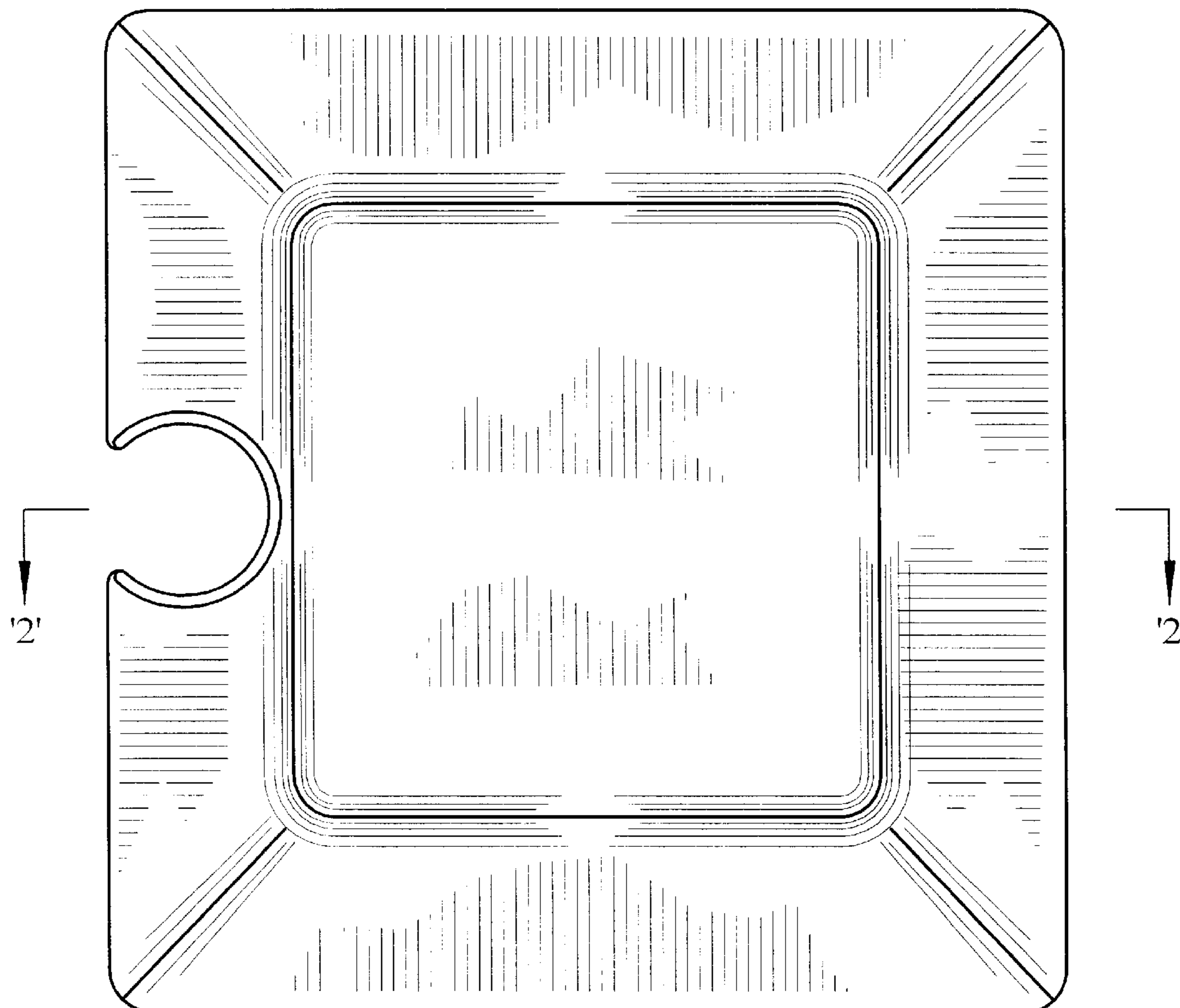


FIG. 2

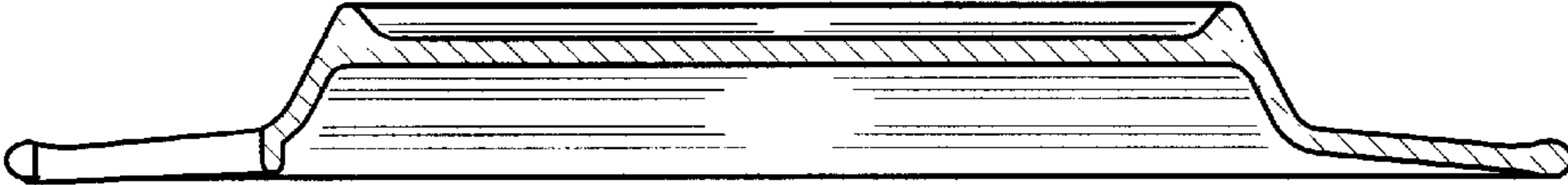


FIG. 1

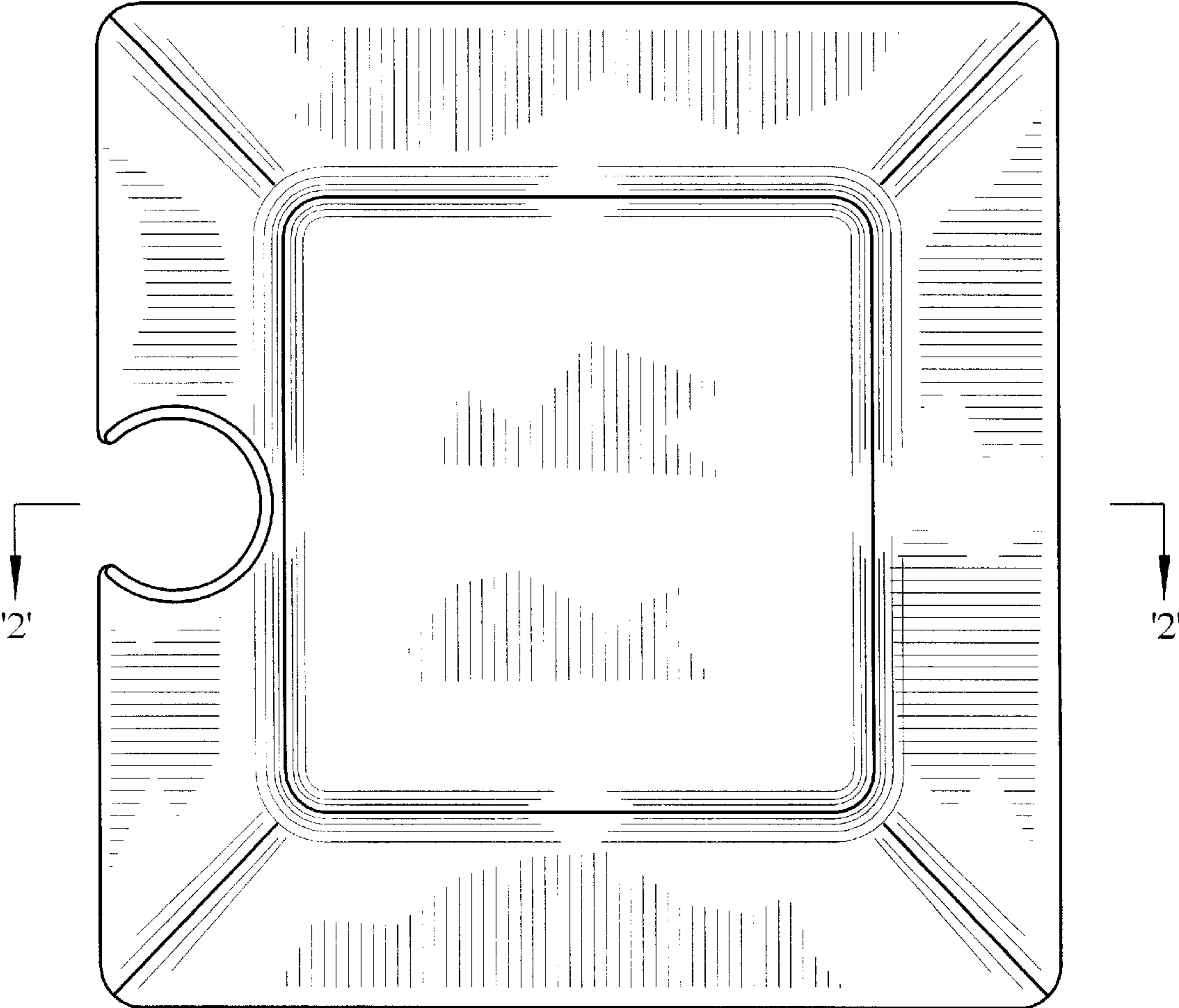


FIG. 4

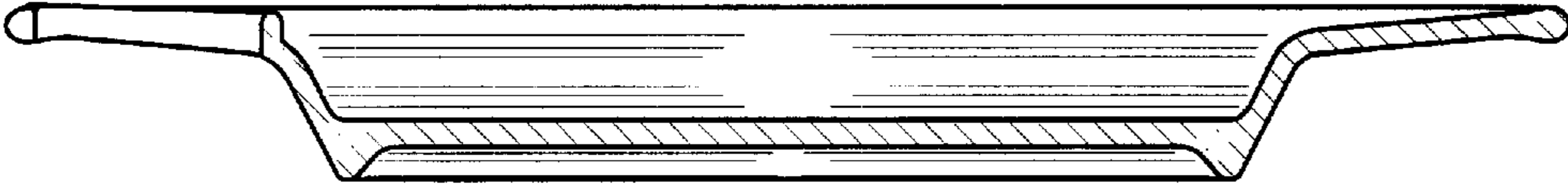


FIG. 3

