

US00D509081S

(12) **United States Design Patent**
Anderson et al.

(10) **Patent No.: US D509,081 S**

(45) **Date of Patent: ** *Sep. 6, 2005**

(54) **TALL LOCKER WITH HALF SHELF**

(75) Inventors: **Torrence Anderson**, Overland Park, KS (US); **Brian Moon**, DeKalb, IL (US)

(73) Assignee: **Suncast Corp.**, Batavia, IL (US)

(*) Notice: This patent is subject to a terminal disclaimer.

(**) Term: **14 Years**

(21) Appl. No.: **29/195,676**

(22) Filed: **Dec. 15, 2003**

(51) **LOC (8) Cl.** **06-04**

(52) **U.S. Cl.** **D6/432**

(58) **Field of Search** D6/432-448; 312/204, 312/213, 249.1, 249.8, 108, 257.1, 297, 330.1

(56) **References Cited**

U.S. PATENT DOCUMENTS

- 2,749,199 A * 6/1956 O'Connor 312/257.1
- D352,660 S * 11/1994 Stribiak D9/420
- 5,372,415 A * 12/1994 Tisbo et al. 312/108
- D394,845 S * 6/1998 Hirsbrunner et al. D13/184
- D423,814 S * 5/2000 Belka et al. D6/432
- D460,637 S * 7/2002 Grosfillex D6/446

- D492,135 S * 6/2004 Anderson et al. D6/448
- D492,508 S * 7/2004 Anderson et al. D6/448
- D492,509 S * 7/2004 Anderson et al. D6/448
- D495,162 S * 8/2004 Anderson et al. D6/432
- D496,805 S * 10/2004 Anderson et al. D6/445

* cited by examiner

Primary Examiner—Cathron C. Brooks

(74) *Attorney, Agent, or Firm*—McHale & Slavin PA

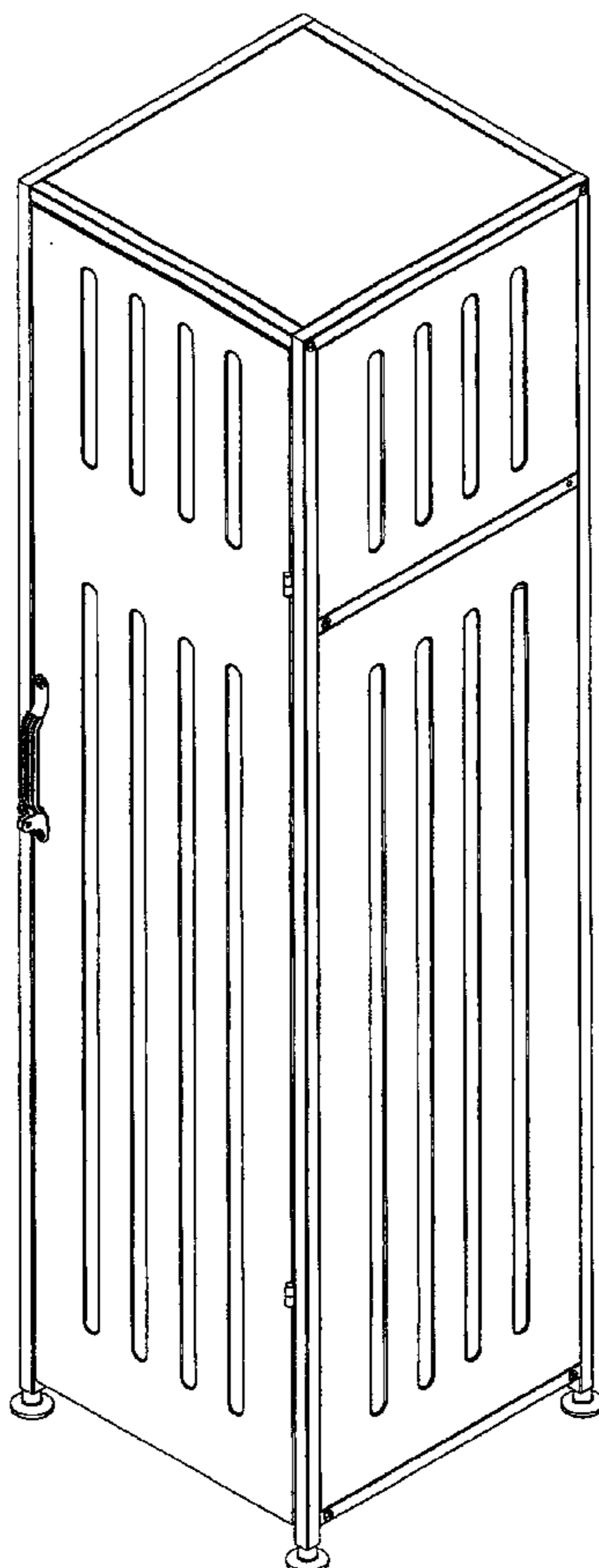
(57) **CLAIM**

The ornamental design for a tall locker with half shelf, as shown and described.

DESCRIPTION

FIG. 1 is a perspective view of the tall locker with half shelf, of the instant invention;
 FIG. 2 is a left side view thereof;
 FIG. 3 is a right side view thereof;
 FIG. 4 is a front plane view thereof;
 FIG. 5 is a rear plane view thereof;
 FIG. 6 is a top view thereof;
 FIG. 7 is a bottom view thereof;
 FIG. 8 is a perspective view shown with the door removed for completeness of illustration; and,
 FIG. 9 is a front plane view shown with the door removed for completeness of illustration.

1 Claim, 8 Drawing Sheets



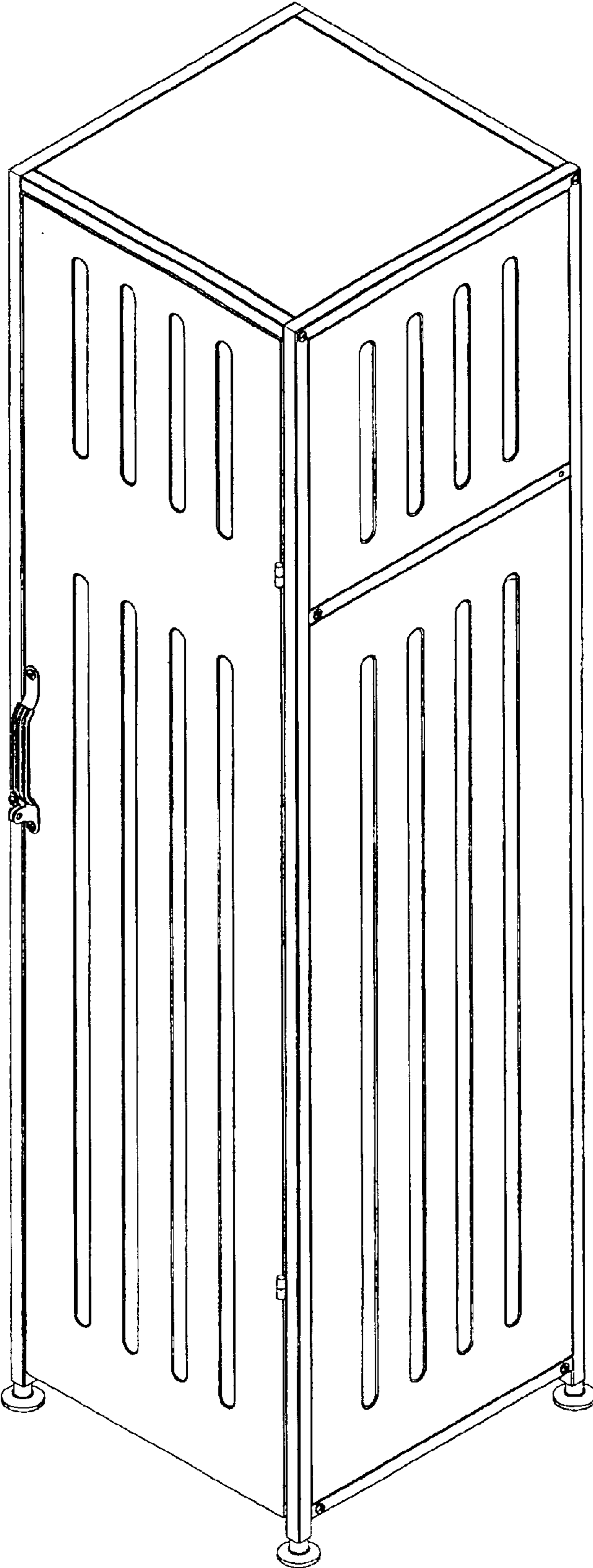


FIGURE 1



FIGURE 2

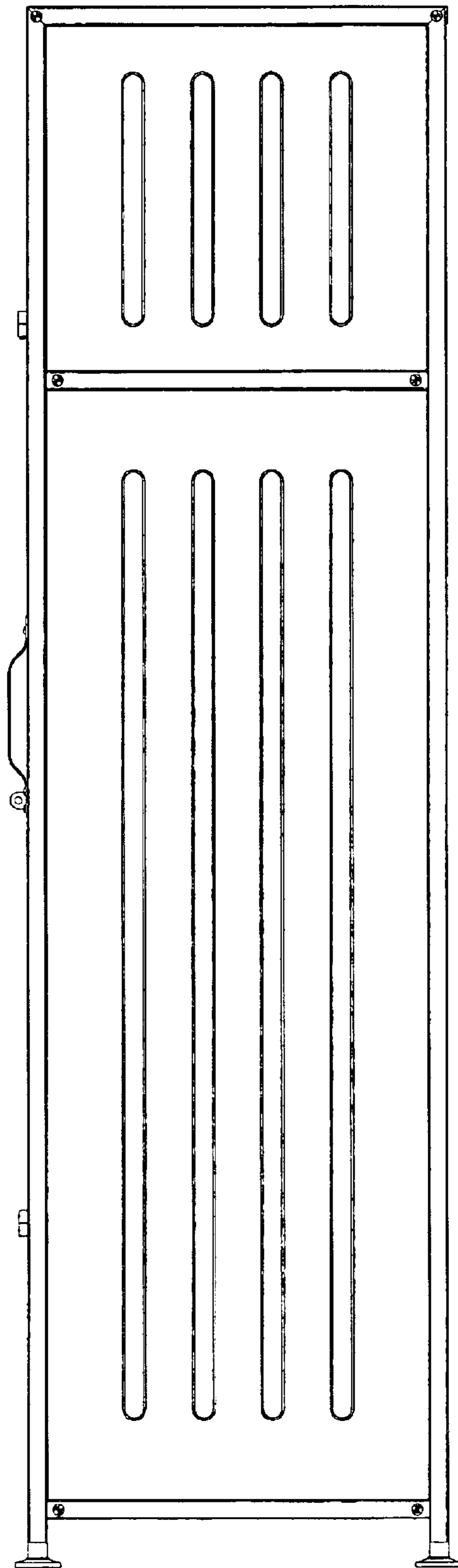


FIGURE 3

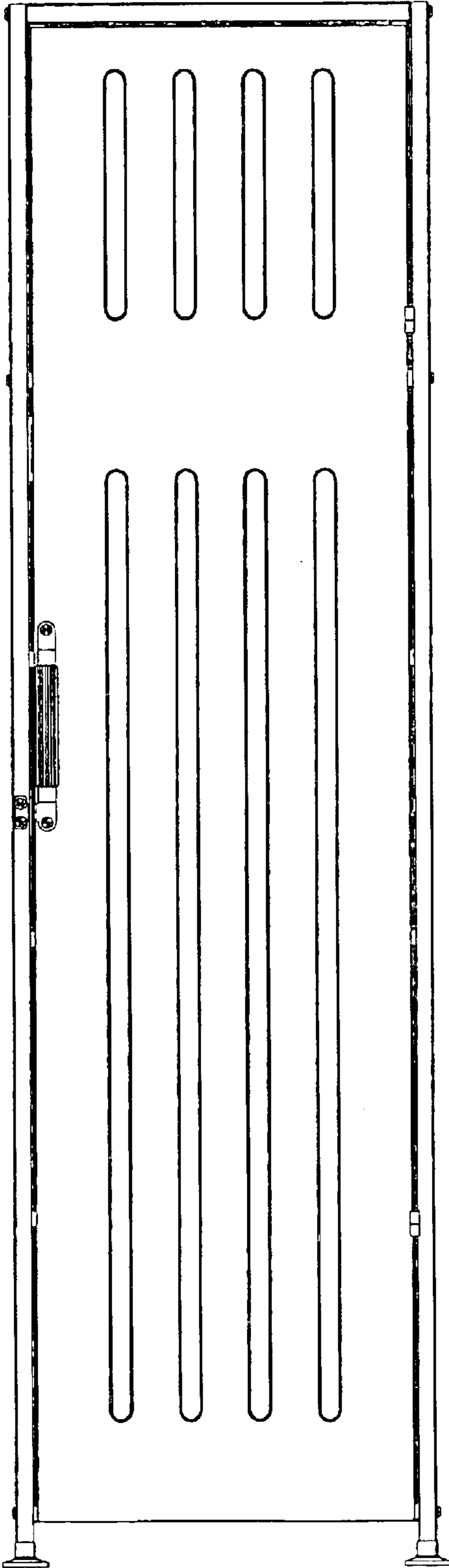


FIGURE 4




FIGURE 5




FIGURE 6

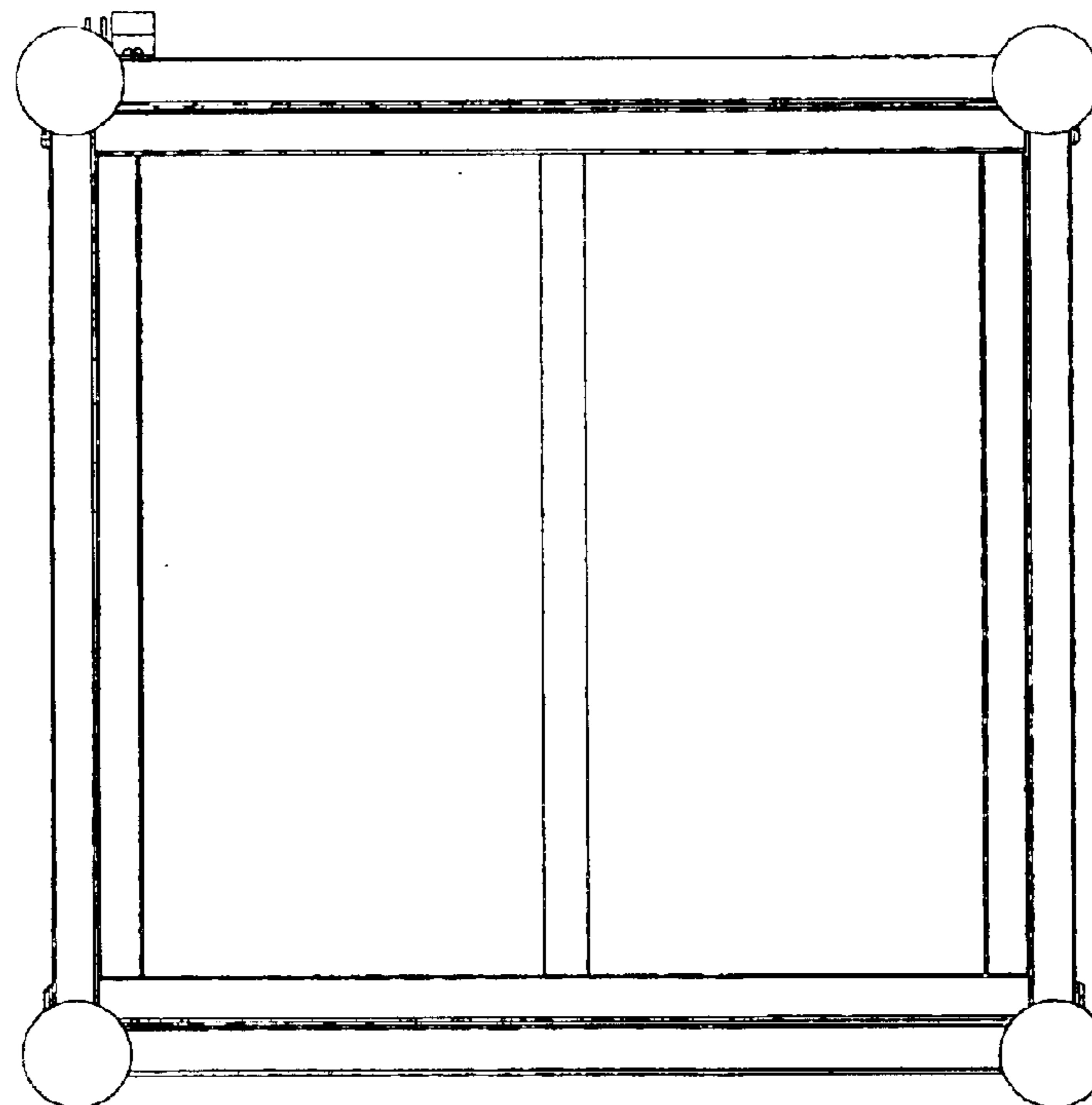


FIGURE 7

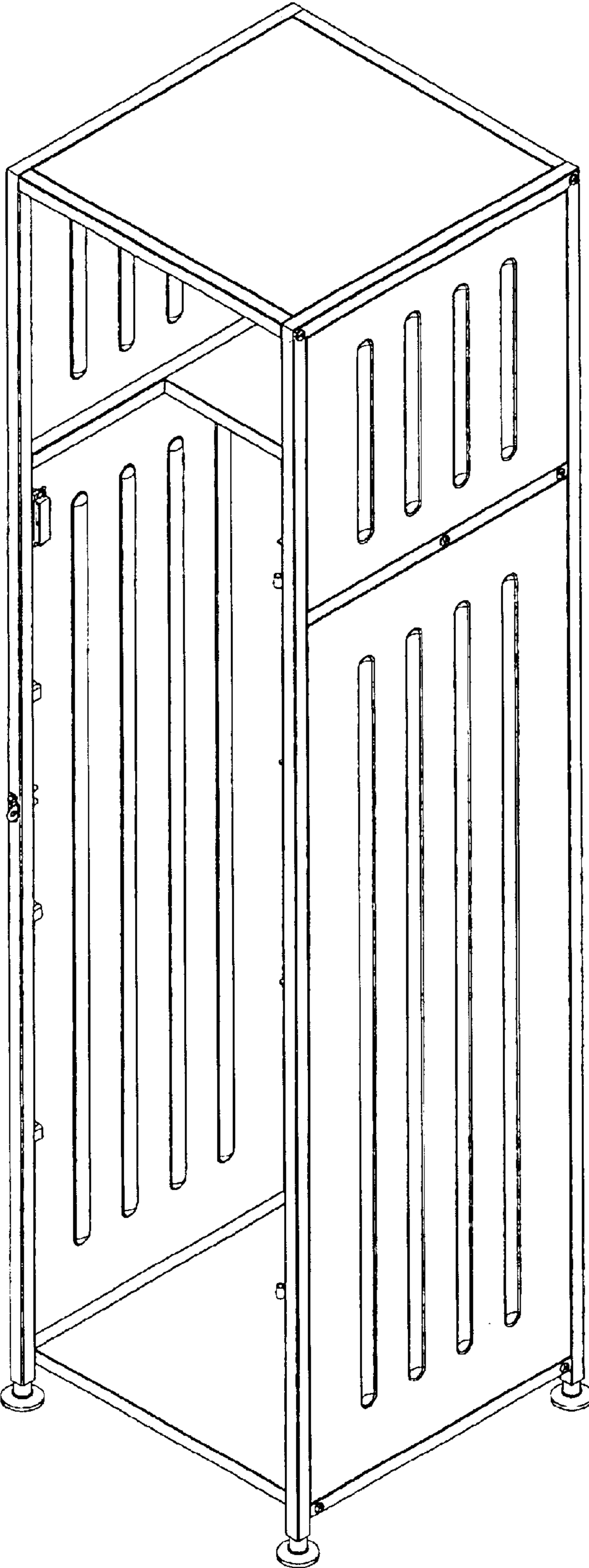


FIGURE 8

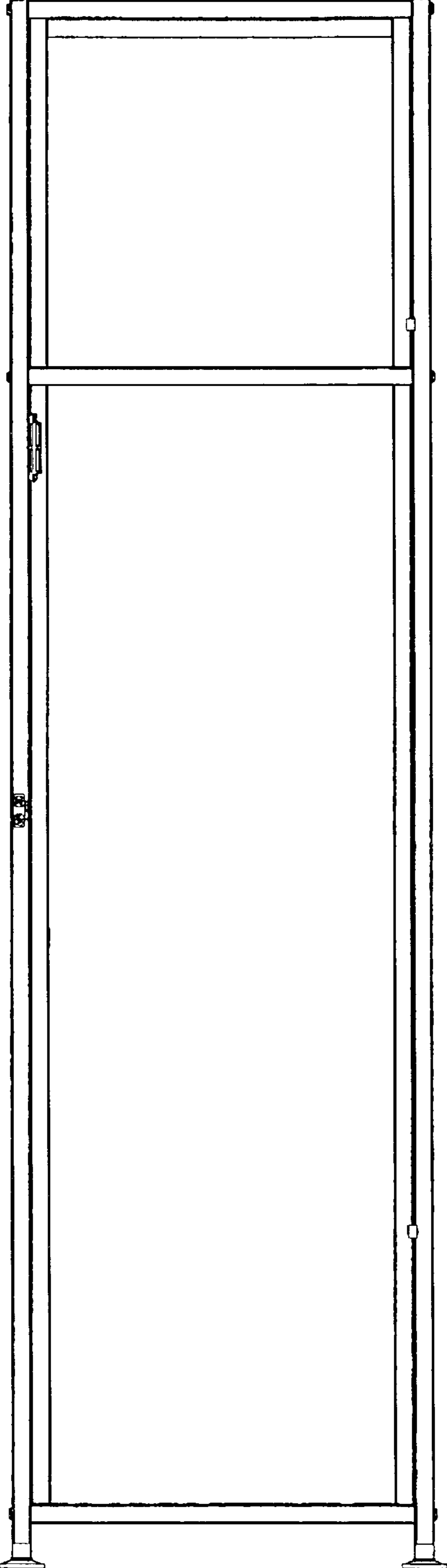


FIGURE 9