



US00D509077S

(12) **United States Design Patent**
Beermann et al.

(10) **Patent No.: US D509,077 S**

(45) **Date of Patent: ** Sep. 6, 2005**

(54) **VEHICLE SEAT**

(75) Inventors: **Frank Beermann**, Kirchheim unter Teck (DE); **Dieter Armbrecht**, Kirchheim unter Teck (DE)

(73) Assignee: **RECARO GmbH & Co. KG**, Kirchheim unter Teck (DE)

(**) Term: **14 Years**

(21) Appl. No.: **29/210,672**

(22) Filed: **Aug. 4, 2004**

(30) **Foreign Application Priority Data**

Feb. 11, 2004 (EP) 138730

(51) **LOC (8) Cl.** **06-01**

(52) **U.S. Cl.** **D6/356**

(58) **Field of Search** D6/334-336, 356, D6/367, 368, 374, 375, 500-502; 297/232, 353, 452.21, 452.24, 452.25, 452.26, 452.29, 452.34, 452.35, 354.1, 452.3

(56) **References Cited**

U.S. PATENT DOCUMENTS

- D283,469 S * 4/1986 Zimmerman D6/356
- D317,534 S * 6/1991 Hansel D6/356
- D321,095 S * 10/1991 Bockwoldt D6/356
- D356,694 S * 3/1995 Armbrecht D6/356
- D396,152 S * 7/1998 Beermann et al. D6/356

- D411,690 S * 6/1999 Kneip et al. D6/356
- D453,078 S * 1/2002 Yamazaki et al. D6/356
- D453,425 S * 2/2002 Clarke D6/356
- D458,465 S * 6/2002 Boulay et al. D6/356

* cited by examiner

Primary Examiner—Mimosa De

(74) *Attorney, Agent, or Firm*—Womble Carlyle Sandridge & Rice, PLLC

(57) **CLAIM**

The ornamental design for a vehicle seat, as shown and described.

DESCRIPTION

FIG. 1 is a perspective view of a vehicle seat of the present invention;

FIG. 2 is a right elevation view of the vehicle seat shown in FIG. 1, with a left elevation view of the vehicle seat shown in FIG. 1 being a mirror image of FIG. 2;

FIG. 3 is a front elevation view of the vehicle seat shown in FIG. 1;

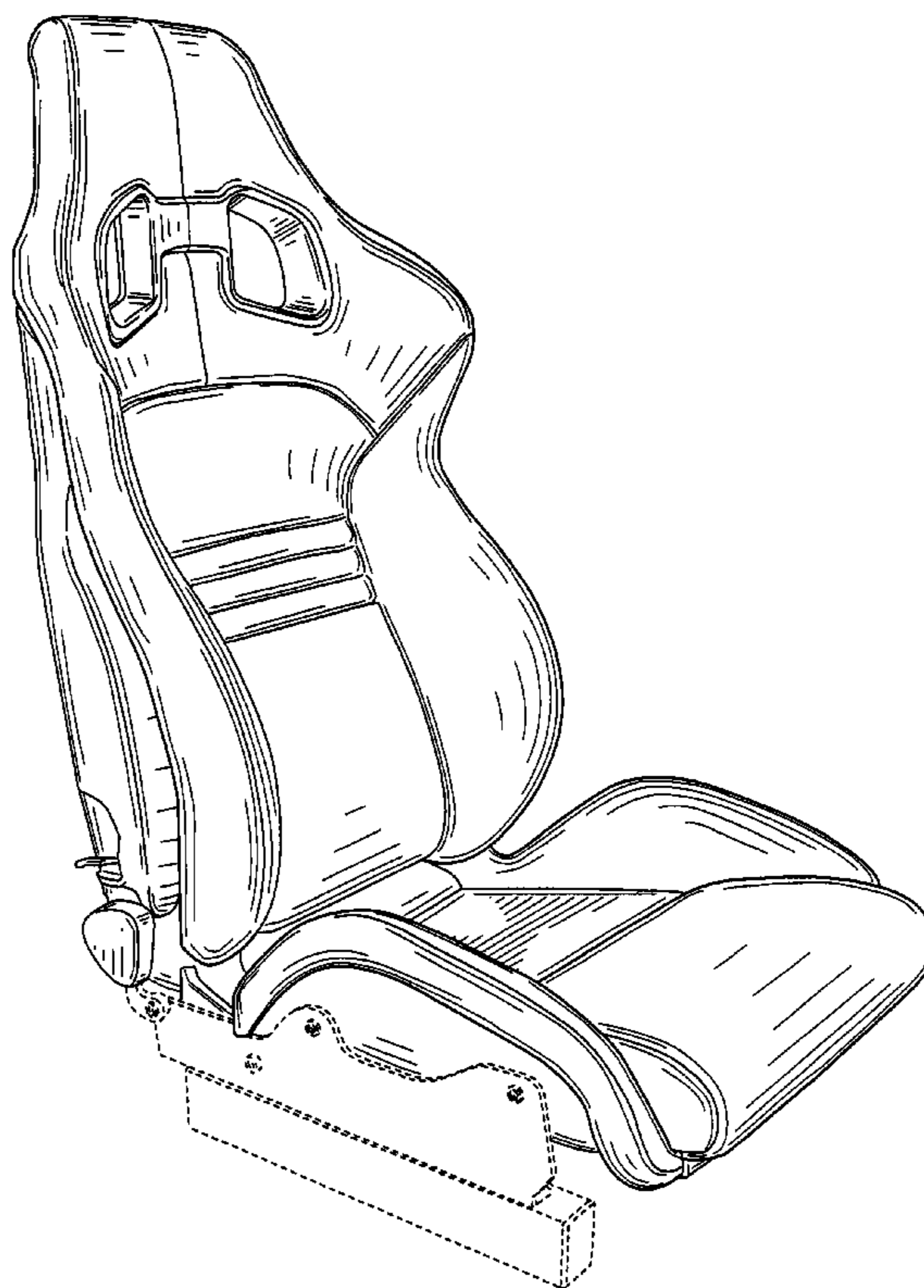
FIG. 4 is a rear elevation view of the vehicle seat shown in FIG. 1;

FIG. 5 is a top plan view of the vehicle seat shown in FIG. 1; and,

FIG. 6 is another perspective view of the vehicle seat shown in FIG. 1.

The broken lines shown herein are for illustrative purposes only and form no part of the claimed design.

1 Claim, 6 Drawing Sheets



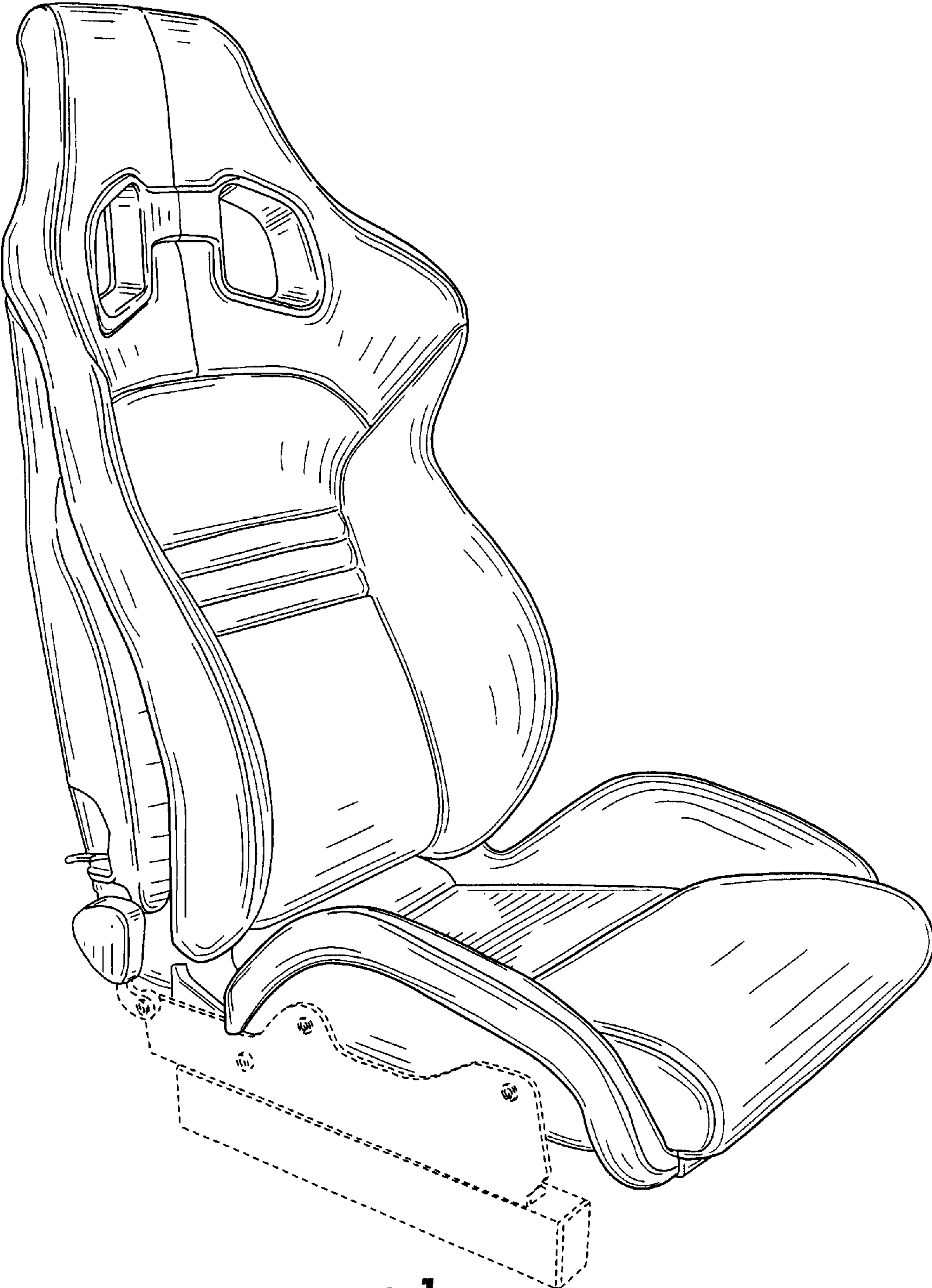


FIG. 1



FIG. 2




FIG. 3

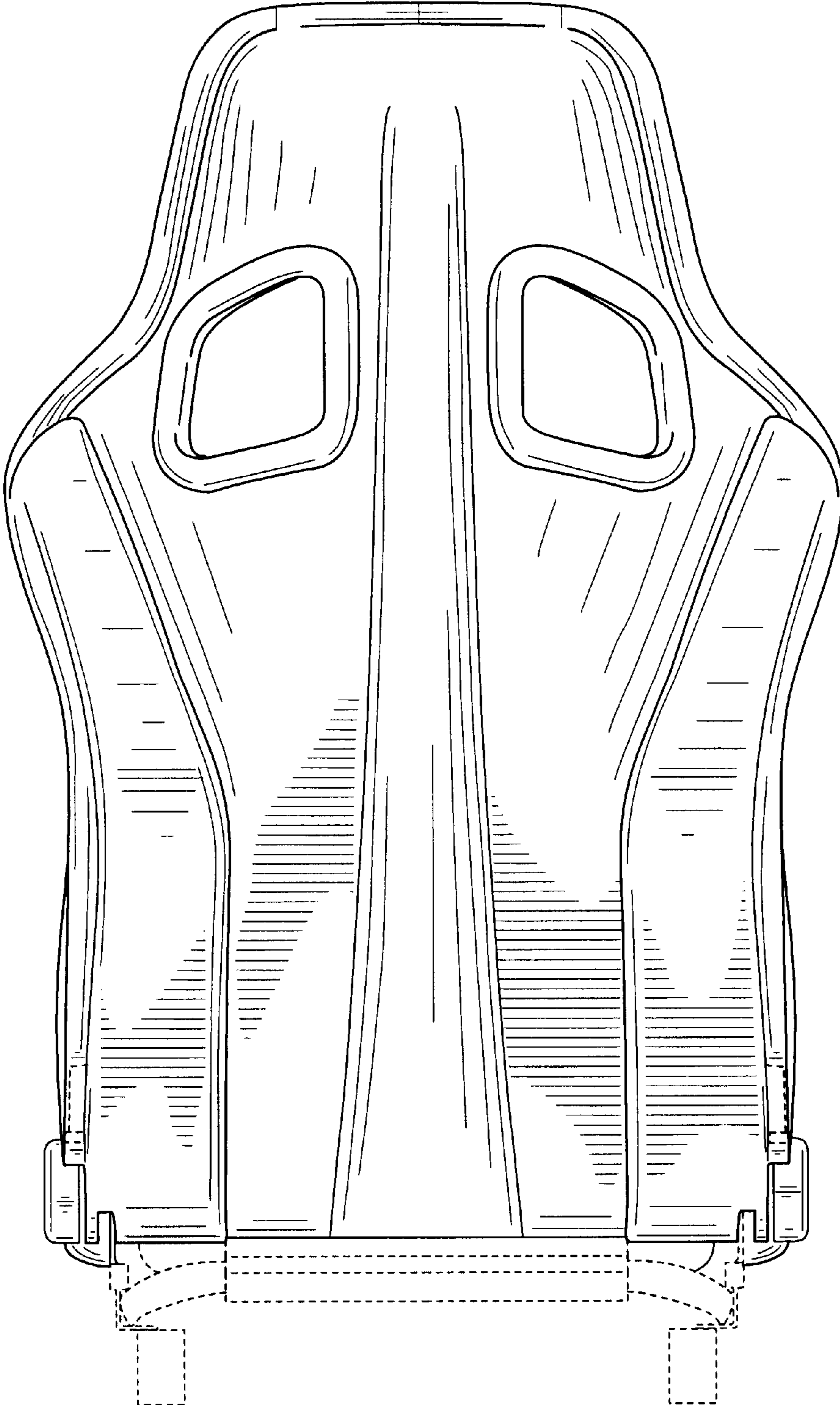


FIG. 4

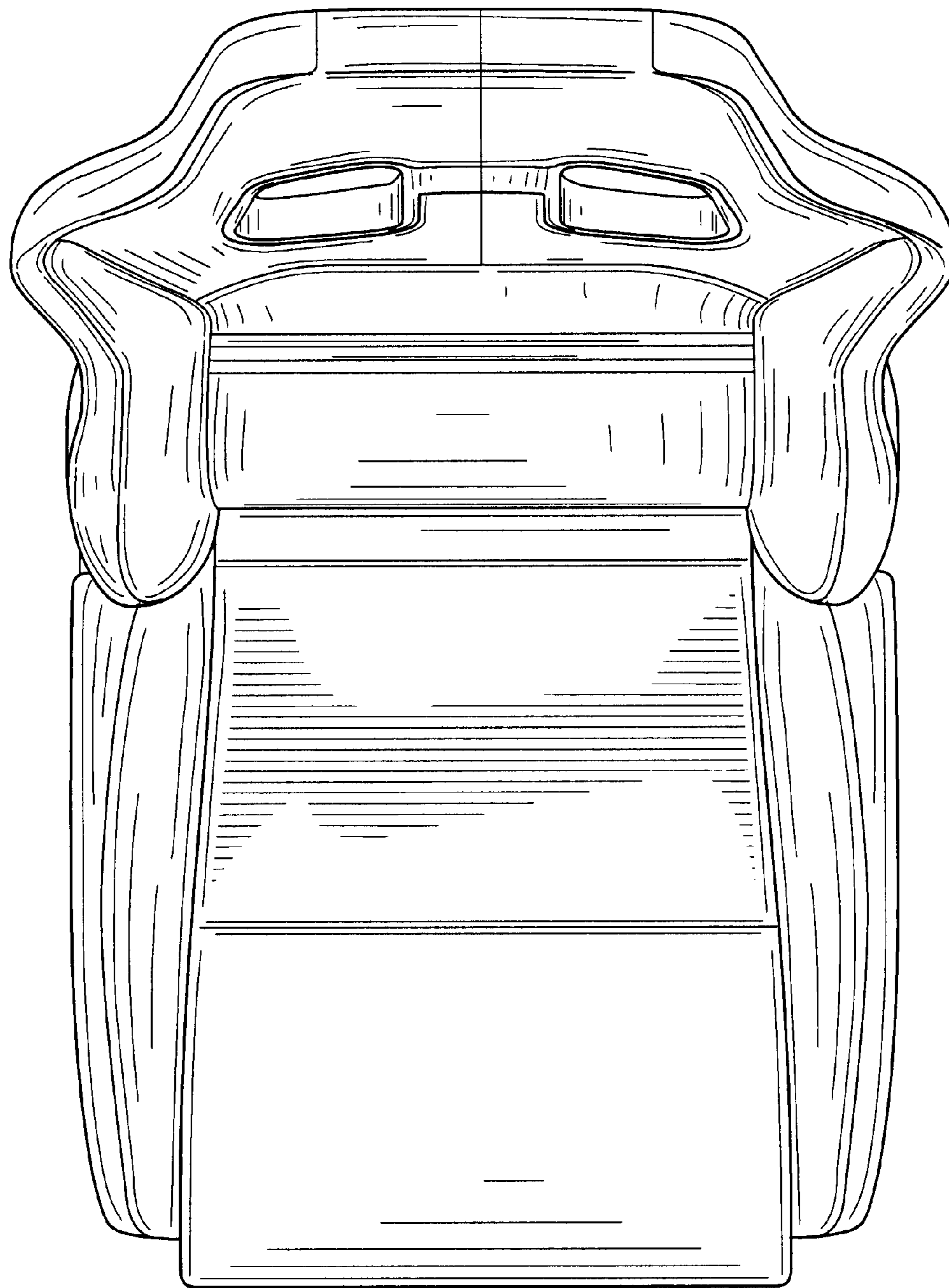


FIG. 5

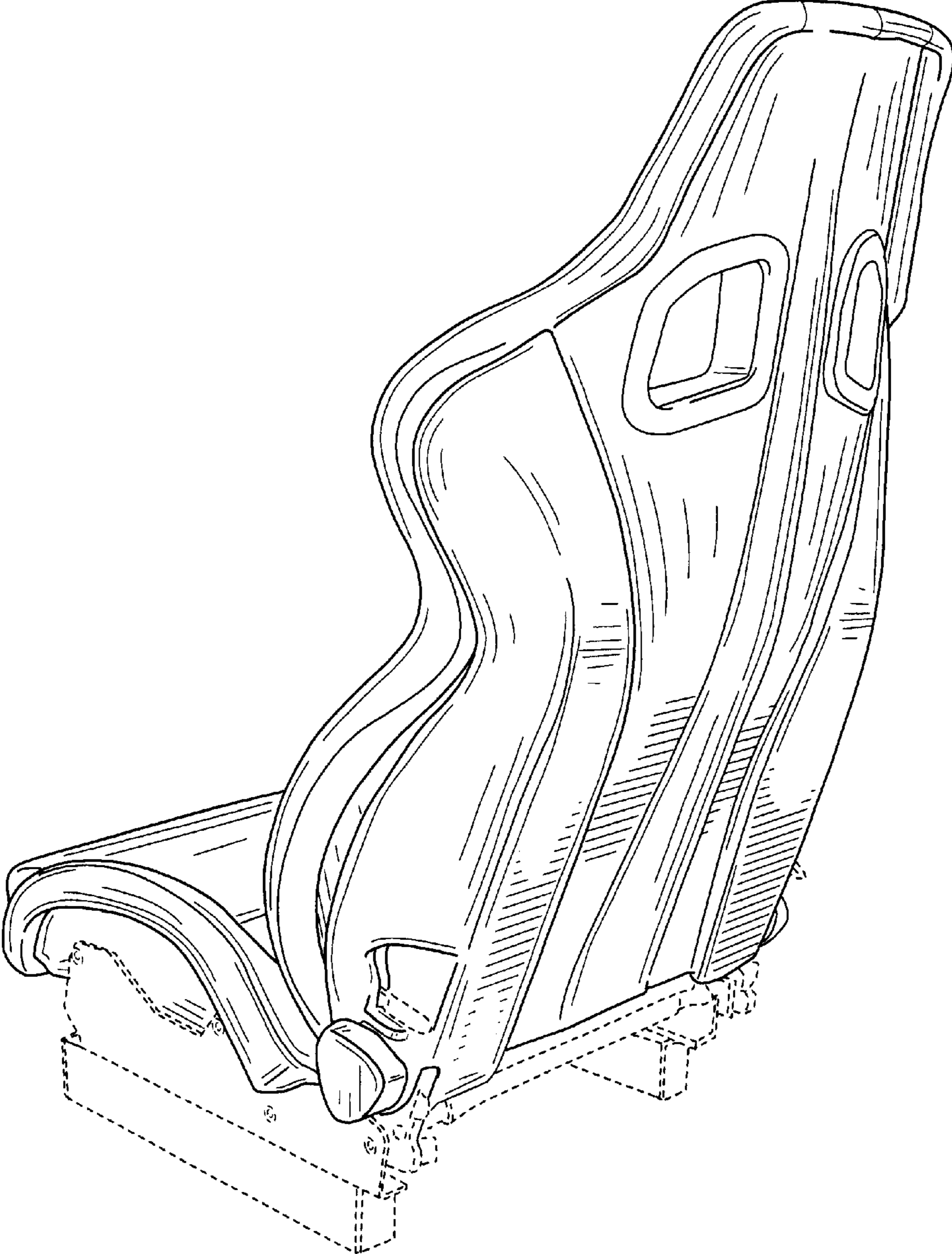


FIG. 6