

(12) **United States Design Patent** (10) **Patent No.:** **US D509,075 S**
Katz et al. (45) **Date of Patent:** **** Sep. 6, 2005**

(54) **STORAGE BENCH**

(75) Inventors: **Jeffrey B. Katz**, Hickory, NC (US);
Gary A. Huffstetler, Lenoir, NC (US);
Scott C. Dergins, Morganton, NC (US)

(73) Assignee: **Broyhill Furniture Industries, Inc.**,
Lenoir, NC (US)

(**) Term: **14 Years**

(21) Appl. No.: **29/185,579**

(22) Filed: **Jun. 27, 2003**

(51) **LOC (8) Cl.** **06-01**

(52) **U.S. Cl.** **D6/336**

(58) **Field of Search** D6/334–336, 338,
D6/370, 379, 380, 397, 432, 349, 440,
500–502; 297/188.08, 188.09, 188.1, 188.01,
123, 411.41; 312/204; D21/521

(56) **References Cited**

U.S. PATENT DOCUMENTS

986,686 A	*	3/1911	Carney	297/123
D161,172 S	*	12/1950	Greene	D6/338
D238,635 S	*	2/1976	Curtin	D6/336
D381,223 S	*	7/1997	Brunner et al.	D6/440
D427,788 S	*	7/2000	Paul	D6/336
D432,322 S	*	10/2000	Mandell	D6/336
D443,767 S	*	6/2001	Bernes	D6/336

OTHER PUBLICATIONS

Broyhill Furniture Industries, Untitled compilation of photos of furniture designs, unpublished. This compilation is a selection from previously cited reference, reproduced in color for a clearer view of certain designs.

Miller, Judith, et al. Miller's Pine & Country Furniture Buying Guide. 1995, pp. 21, 67–68, 113, 117, 132, 147–148, 165, 179, 198, 221, 233, 246–247.

Broyhill Furniture Industries, Compilation of Photos of Furniture Designs, unpublished. This compilation is a collection of photographs, advertisement, brochures, articles, etc. compiled, and pages numbered by the subject inventors. Most of the pages are of unknown dates, and are from unknown publications, but for purposes of examination, applicants admit to their publications more than one year prior to the filing date of the subject application.

* cited by examiner

Primary Examiner—Mimosa De

(74) *Attorney, Agent, or Firm*—Thompson Coburn LLP

(57) **CLAIM**

The ornamental design for a storage bench, as shown and described.

DESCRIPTION

FIG. 1 is a perspective view of a storage bench showing our new design;

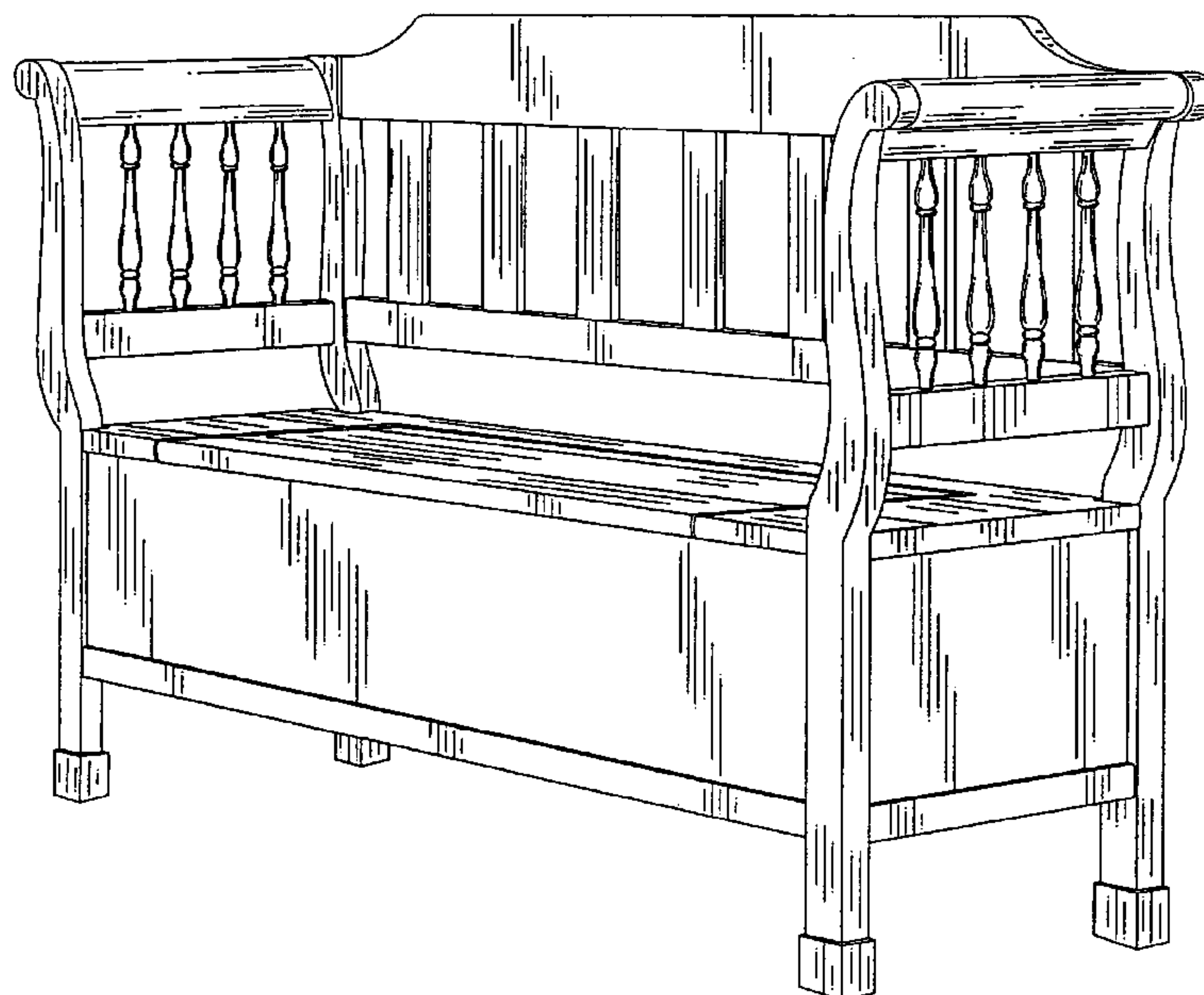
FIG. 2 is a front elevational view thereof;

FIG. 3 is a right side perspective view thereof, the left side being a mirror image of the right side; and,

FIG. 4 is a top plan view thereof.

The surfaces or portions of the article not shown in the Figures or described in the specification form no part of the claimed design.

1 Claim, 4 Drawing Sheets



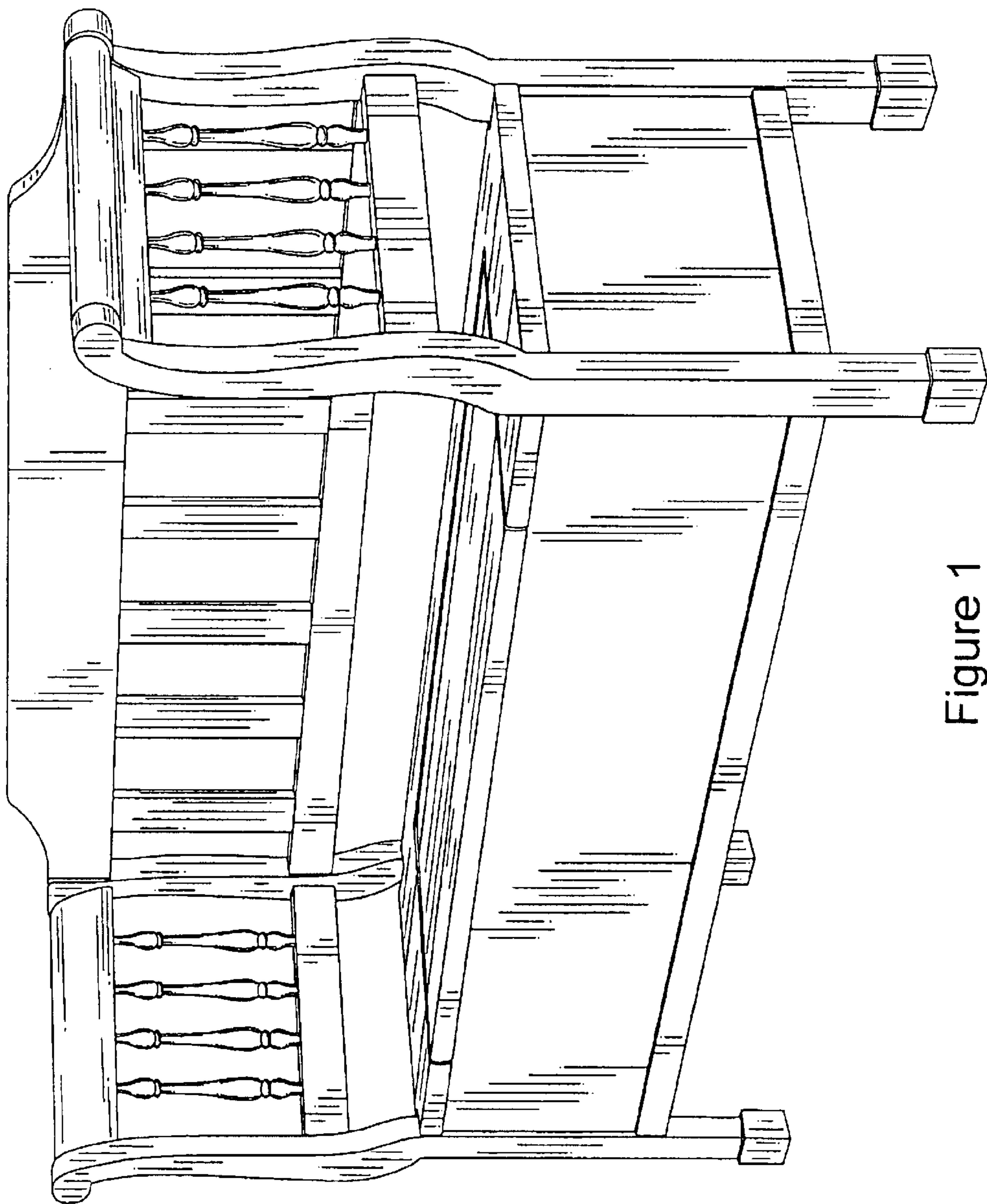


Figure 1

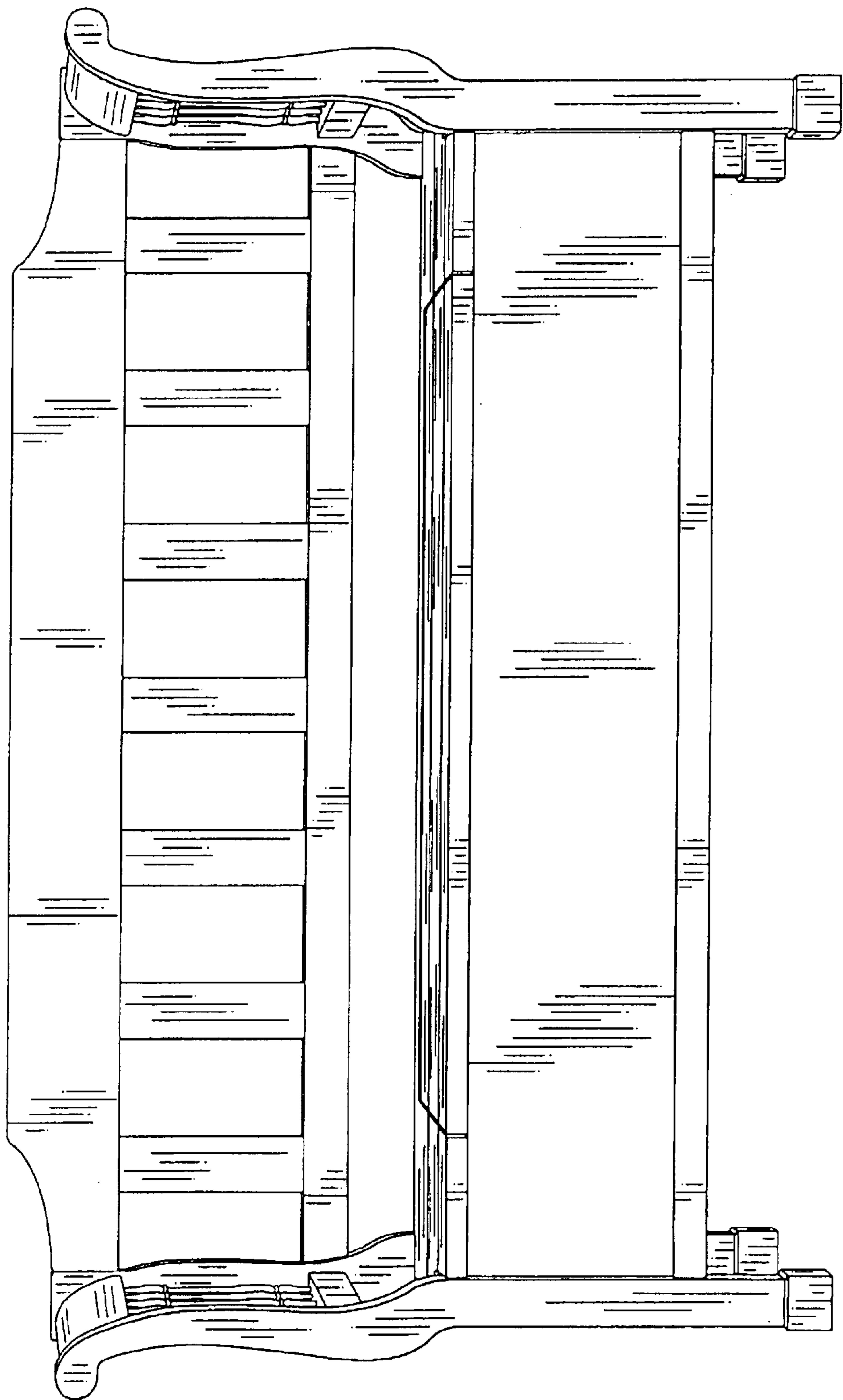


Figure 2

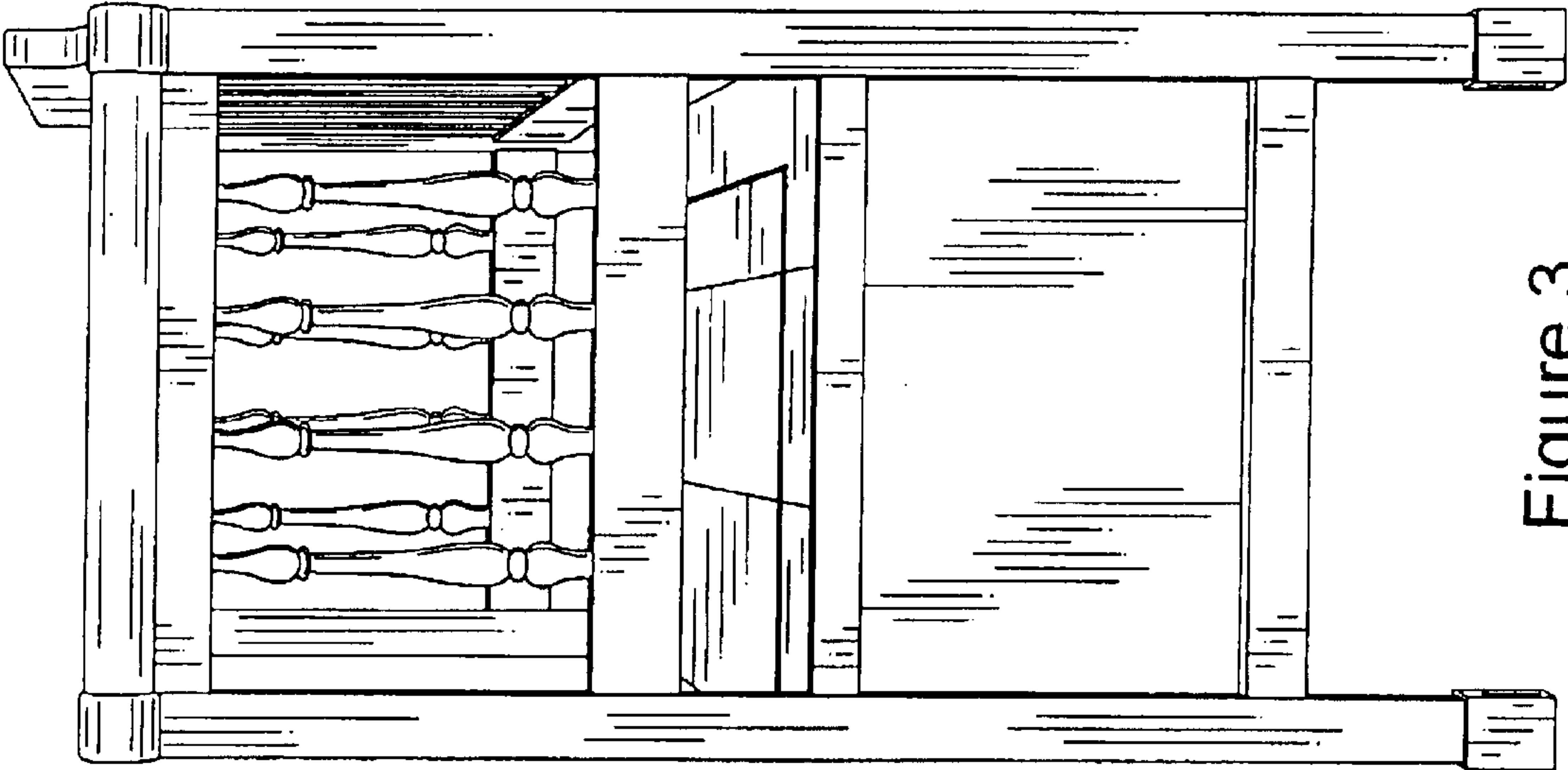


Figure 3




Figure 4