

US00D509057S

(12) **United States Design Patent** (10) **Patent No.:** **US D509,057 S**
Bollig (45) **Date of Patent:** **** Sep. 6, 2005**

- (54) **SATCHEL**
- (76) **Inventor:** **Kathleen Ann Bollig**, 309 Main St.,
Newburg, WI (US) 53060
- (**) **Term:** **14 Years**
- (21) **Appl. No.:** **29/187,718**
- (22) **Filed:** **Aug. 6, 2003**
- (51) **LOC (8) Cl.** **03-01**
- (52) **U.S. Cl.** **D3/226**
- (58) **Field of Search** D3/226, 215, 224,
D3/228, 230, 232-234, 203; 224/222, 240,
901, 245, 904

- 5,285,833 A 2/1994 Haxby 150/102
- D345,861 S * 4/1994 Knox et al. D3/203
- 5,367,713 A 11/1994 McCallum 2/209.12
- D355,070 S 2/1995 Thiessen D3/226
- D362,960 S 10/1995 Stein D3/226
- 5,465,889 A 11/1995 Smith 224/224
- 5,501,379 A * 3/1996 Munoz 224/240
- D368,367 S 4/1996 Sharp D3/226
- D375,623 S 11/1996 Pearl-Lee D3/226
- D378,021 S 2/1997 Kosmos D3/226
- 5,788,170 A 8/1998 Hester 224/684
- 5,836,497 A 11/1998 Pelish 224/677
- D406,455 S 3/1999 Wagner, II D3/226
- 6,196,436 B1 3/2001 Williams 224/602
- 6,216,933 B1 4/2001 Healy 224/663
- D447,624 S 9/2001 Hillman D3/226
- 6,357,640 B1 3/2002 Rickard et al. 224/236
- D485,982 S * 2/2004 Merkel et al. D3/226

(56) **References Cited**

U.S. PATENT DOCUMENTS

- 367,996 A 8/1887 Scheyer 224/677
- 1,219,232 A 3/1917 Blumberg 383/22
- D58,316 S 7/1921 Heald D3/230
- D62,415 S 5/1923 Rowan D3/243
- D62,621 S 7/1923 Rowan D3/243
- D150,768 S 8/1948 Hoshafian D2/807
- 2,474,495 A 6/1949 Pollak 224/245
- D164,611 S 9/1951 Tenzer D3/226
- 2,592,087 A 4/1952 Wallace 224/677
- 2,710,639 A 8/1955 Farts 383/26
- 2,983,412 A 5/1961 Ferguson 224/245
- 3,158,300 A 11/1964 Withes 224/235
- 3,361,312 A 1/1968 Hutchison 224/240
- D218,548 S 9/1970 Elkins D3/230
- D254,877 S 5/1980 Woods D3/243
- D266,200 S * 9/1982 Berman D3/230
- D266,201 S 9/1982 Berman D3/230
- D266,203 S * 9/1982 Berman D3/230
- D289,226 S 4/1987 Zisholtz D3/221
- D293,392 S 12/1987 Lindon D3/226
- 4,974,761 A 12/1990 Luque 224/148.6
- D333,570 S 3/1993 Murray D3/226
- 5,259,541 A 11/1993 Reese 224/226

* cited by examiner

Primary Examiner—Catherine R. Oliver
(74) *Attorney, Agent, or Firm*—Andrus, Scales, Starke &
Sawall, LLP

(57) **CLAIM**

I claim the ornamental design for a satchel, as shown and described.

DESCRIPTION

FIG. 1 is a perspective view of a satchel in accordance with the present invention;
FIG. 2 is a front view of the satchel;
FIG. 3 is a left side view of the satchel with a right side view being a mirror image thereof;
FIG. 4 is a top view of the satchel;
FIG. 5 is a bottom view of the satchel; and,
FIG. 6 is a rear view of the satchel.
The break lines in FIGS. 1, 2, 4, 5 and 6 are drawn to indicate indeterminate length.

1 Claim, 3 Drawing Sheets




FIG. 1

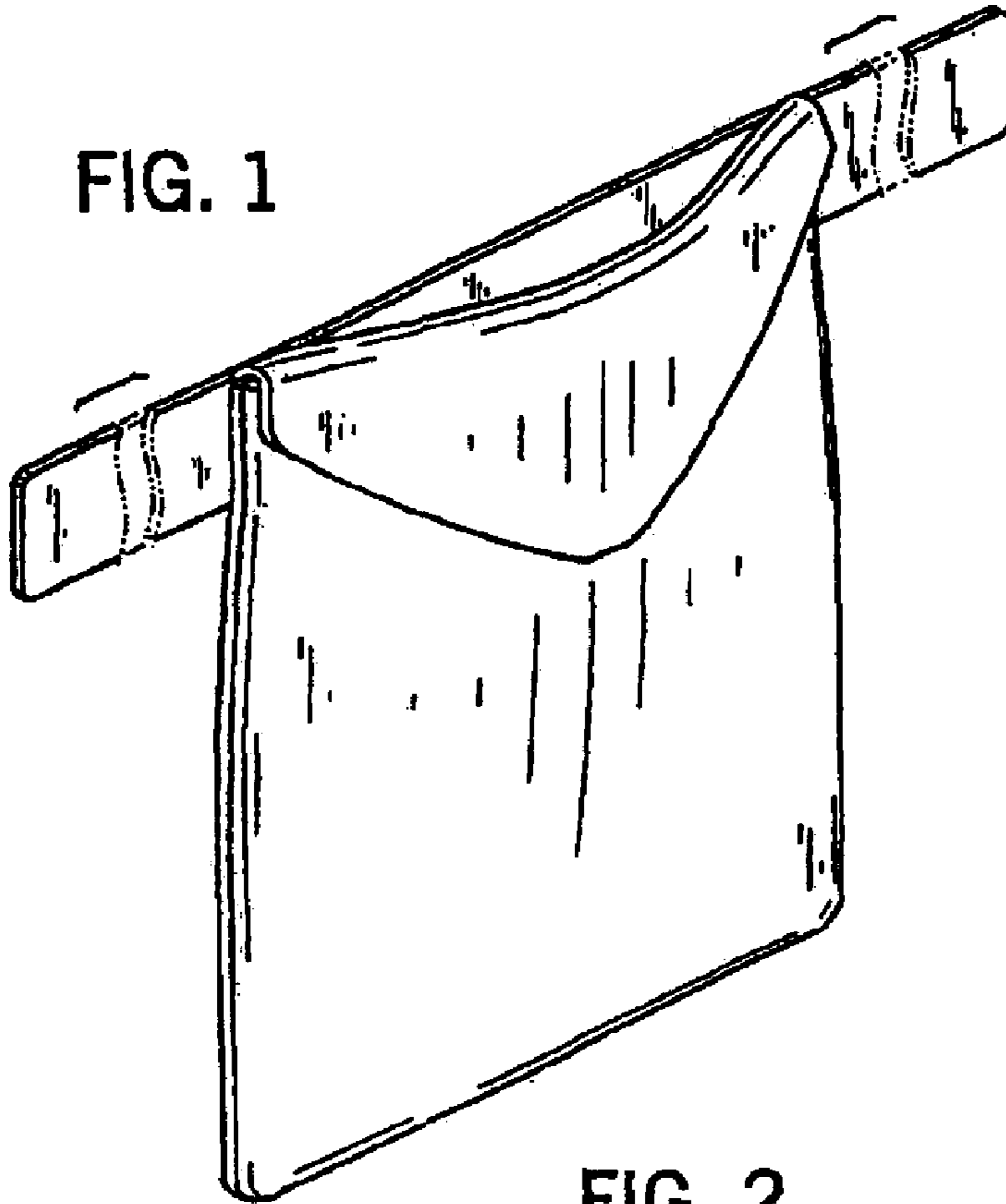


FIG. 2

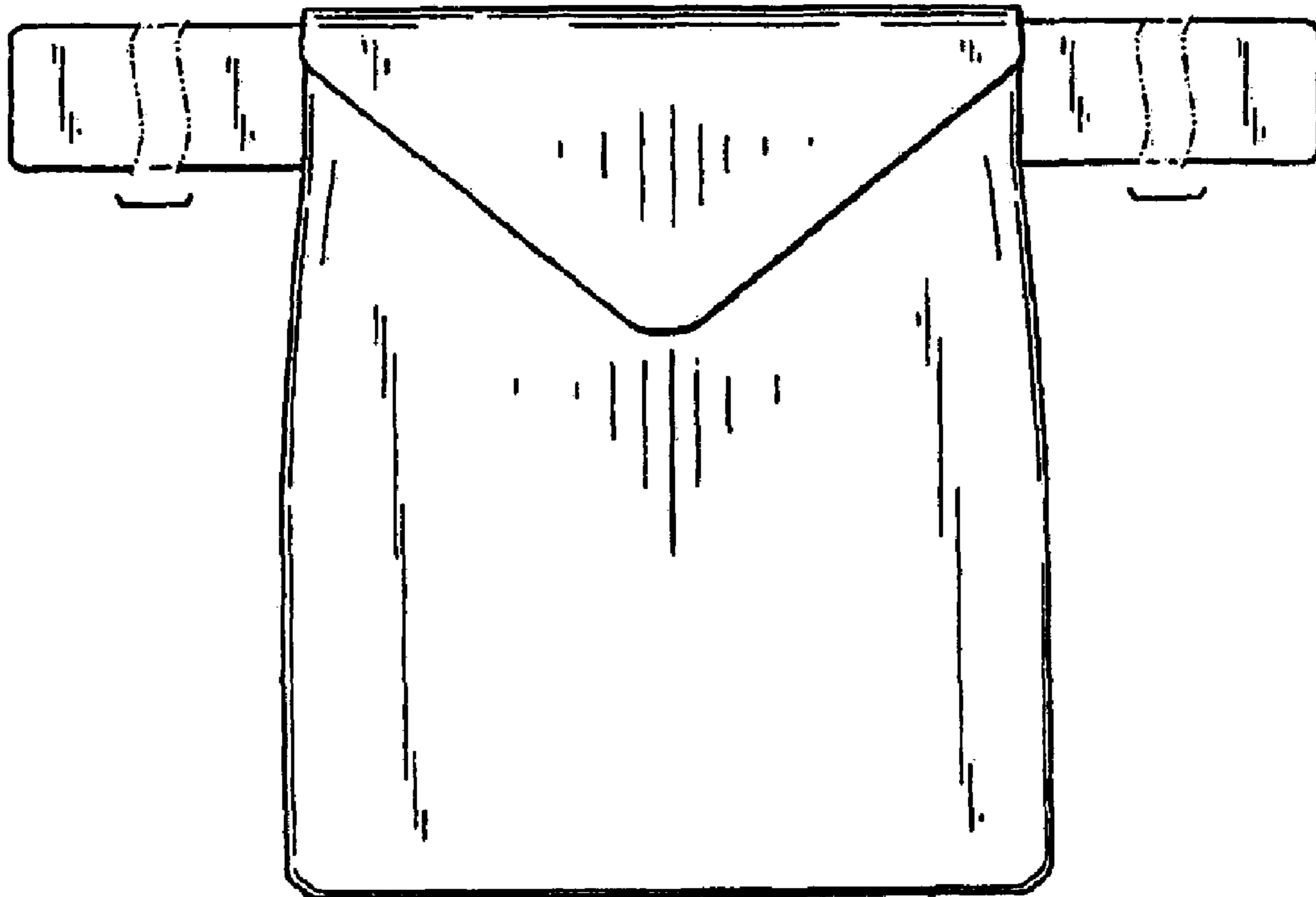



FIG. 3



FIG. 4



FIG. 5



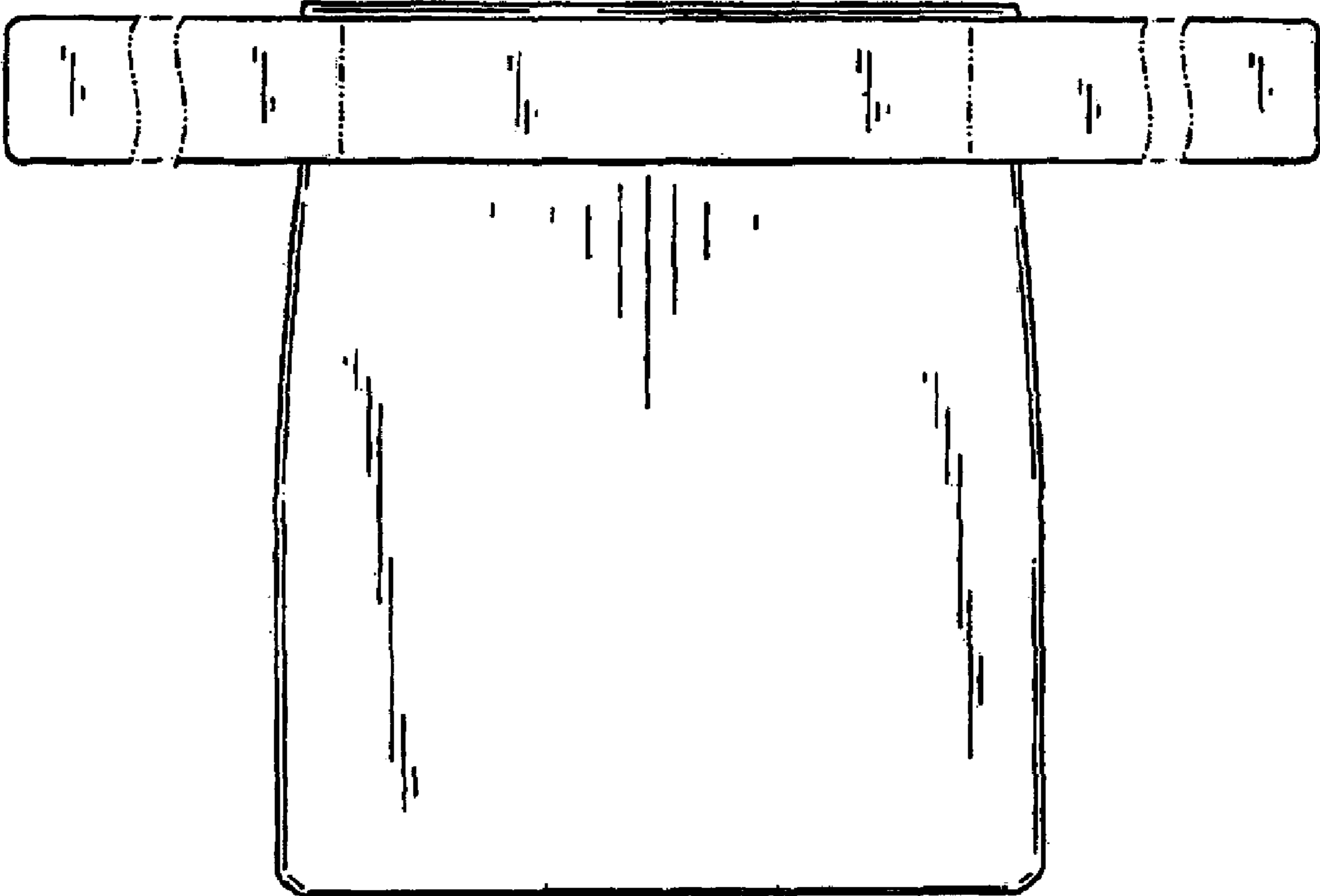


FIG. 6