

US00D509053S

(12) **United States Design Patent**
Chang

(10) **Patent No.:** **US D509,053 S**
(45) **Date of Patent:** **** Sep. 6, 2005**

(54) **SIDE ELEMENT OF A SHOE UPPER**

(75) Inventor: **Leo S. Chang**, Portland, OR (US)

(73) Assignee: **Nike, Inc.**, Beaverton, OR (US)

(**) Term: **14 Years**

(21) Appl. No.: **29/213,339**

(22) Filed: **Sep. 15, 2004**

(51) **LOC (8) Cl.** **02-99**

(52) **U.S. Cl.** **D2/972**

(58) **Field of Search** D2/902, 907, 908,
D2/943, 944, 969, 972-974; 36/45, 50.1-54,
77 M, 77 R, 83, 88, 113, 114, 126-131

(56) **References Cited**

U.S. PATENT DOCUMENTS

D47,238 S	4/1915	Miller	
D97,301 S	10/1935	Morgenstern	
D99,882 S	4/1936	Miller	
D128,983 S	8/1941	Thomas	
D154,469 S	7/1949	Frederick	
4,080,745 A	3/1978	Torrance	
D345,246 S	3/1994	Greene	
D346,484 S	5/1994	Hatfield	
D351,058 S	10/1994	Hatfield et al.	
D393,360 S	4/1998	Aveni et al.	
D393,361 S	4/1998	Rask	
D439,034 S	3/2001	Lozano	
D447,857 S	* 9/2001	Januszewski D2/969
D461,294 S	8/2002	Cook	
D467,412 S	12/2002	Morris	
D467,720 S	12/2002	Patt	
D475,523 S	6/2003	McDowell	
D475,841 S	6/2003	Cook	
D476,473 S	7/2003	Clegg	
D477,457 S	* 7/2003	Neely D2/972
D479,392 S	9/2003	Hillyer	
D481,530 S	11/2003	Hillyer	
D482,515 S	11/2003	St-Louis	
D487,339 S	3/2004	Laberge	
D500,199 S	* 12/2004	Clegg D2/972
D501,985 S	* 2/2005	Lee D2/972

OTHER PUBLICATIONS

Nike Footwear Catalog; Spring 1998; published Jun. 1997 (p. W-4); Beaverton, Oregon.
 Nike Footwear Catalog; Fall 1998; published Nov. 1997 (p. M-7); Beaverton, Oregon.
 Nike Footwear Catalog; Fall 1998; published Nov. 1997 (p. M-103); Beaverton, Oregon.
 Nike Footwear Catalog; Spring 1999; published Sep. 1998, (p. W-36); Beaverton, Oregon.
 Nike Footwear Catalog; Fall 1999; published Nov. 1998 (p. W-16); Beaverton, Oregon.
 Nike Footwear Catalog; Spring 2000; published Jul. 1999 (p. M-32); Beaverton, Oregon.
 Nike Footwear Catalog; Spring 2000; published Jul. 1999 (p. W-27); Beaverton, Oregon.

(Continued)

Primary Examiner—Dominic Simone
(74) *Attorney, Agent, or Firm*—TraskBritt

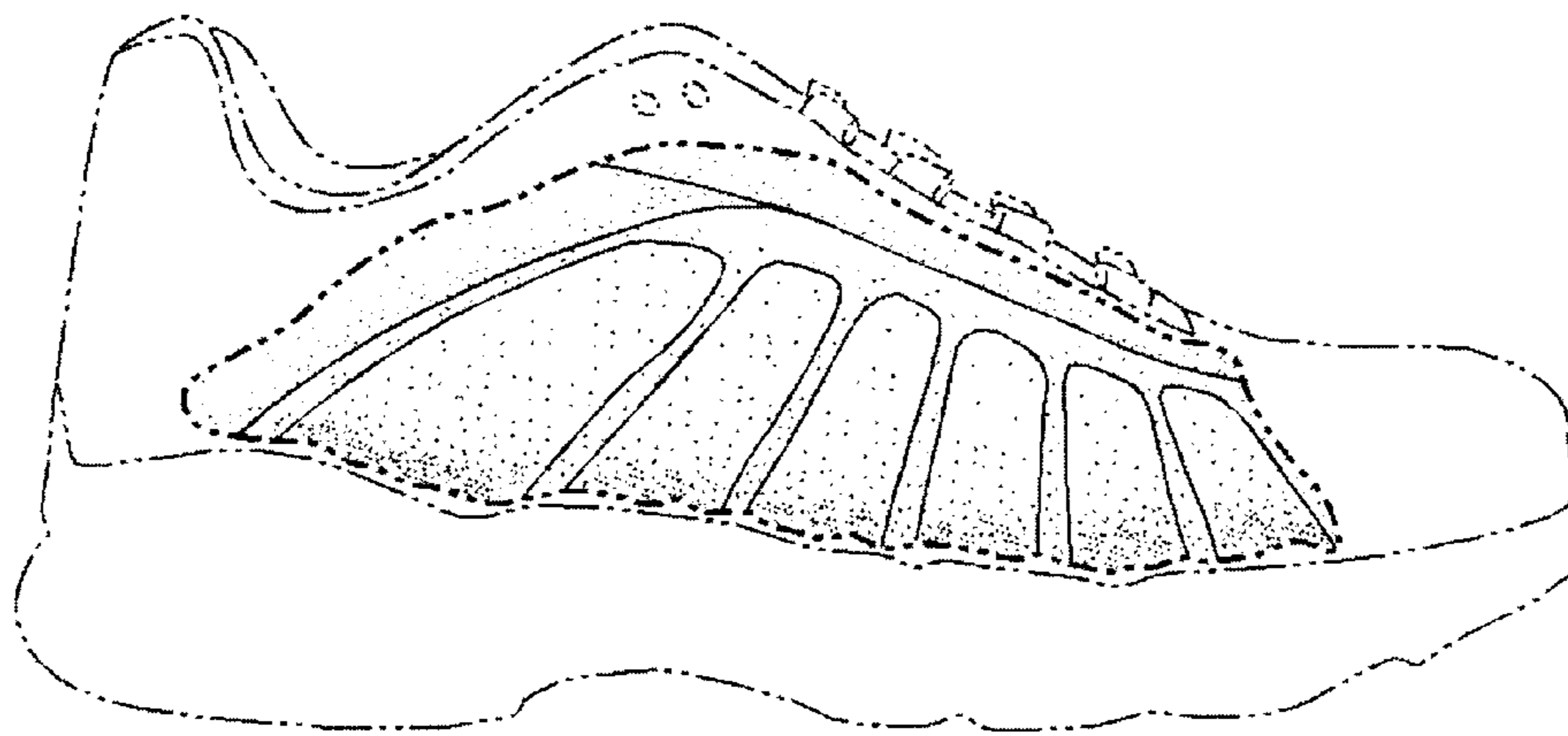
(57) **CLAIM**

The ornamental design for a side element of a shoe upper, as shown and described.

DESCRIPTION

FIG. 1 is a perspective view of a side element of a shoe upper showing my new design;
 FIG. 2 is a side view of the side element of a shoe upper shown in FIG. 1;
 FIG. 3 is a front view of the side element of a shoe upper shown in FIG. 1;
 FIG. 4 is a rear view of the side element of a shoe upper shown in FIG. 1; and,
 FIG. 5 is a top view of the side element of a shoe upper shown in FIG. 1.
 The uneven broken line immediately adjacent to the shaded area represents the bounds of the claimed design. All other uneven broken lines represent the remaining portion of the shoe. The uneven broken line representations in FIGS. 1-5 are for illustrative purposes only and form no part of the claimed design.

1 Claim, 2 Drawing Sheets



OTHER PUBLICATIONS

Nike Footwear Catalog; Spring 2001; published Jun. 2000 (p. M-32); Beaverton, Oregon.

Nike Footwear Catalog; Spring 2001; published Jun. 2000 (p. W-92); Beaverton, Oregon.

Nike Footwear Catalog; Fall 2001; published Nov. 2000 (p. M-38); Beaverton, Oregon.

Nike Footwear Catalog; Fall 2001; published Nov. 2000 (p. W-89); Beaverton, Oregon.

Nike Footwear Catalog; Fall 2001; published Nov. 2000 (p. W-120); Beaverton, Oregon.

Nike Footwear Catalog; Fall 2002; published Nov. 2001 (p. W-25); Beaverton, Oregon.

Nike Footwear Catalog; Holiday 2003; published Mar. 2003 (p. M-7); Beaverton, Oregon.

Nike Footwear Catalog; Late Spring 2004; published Sep. 2003 (p. W-106); Beaverton, Oregon.

* cited by examiner

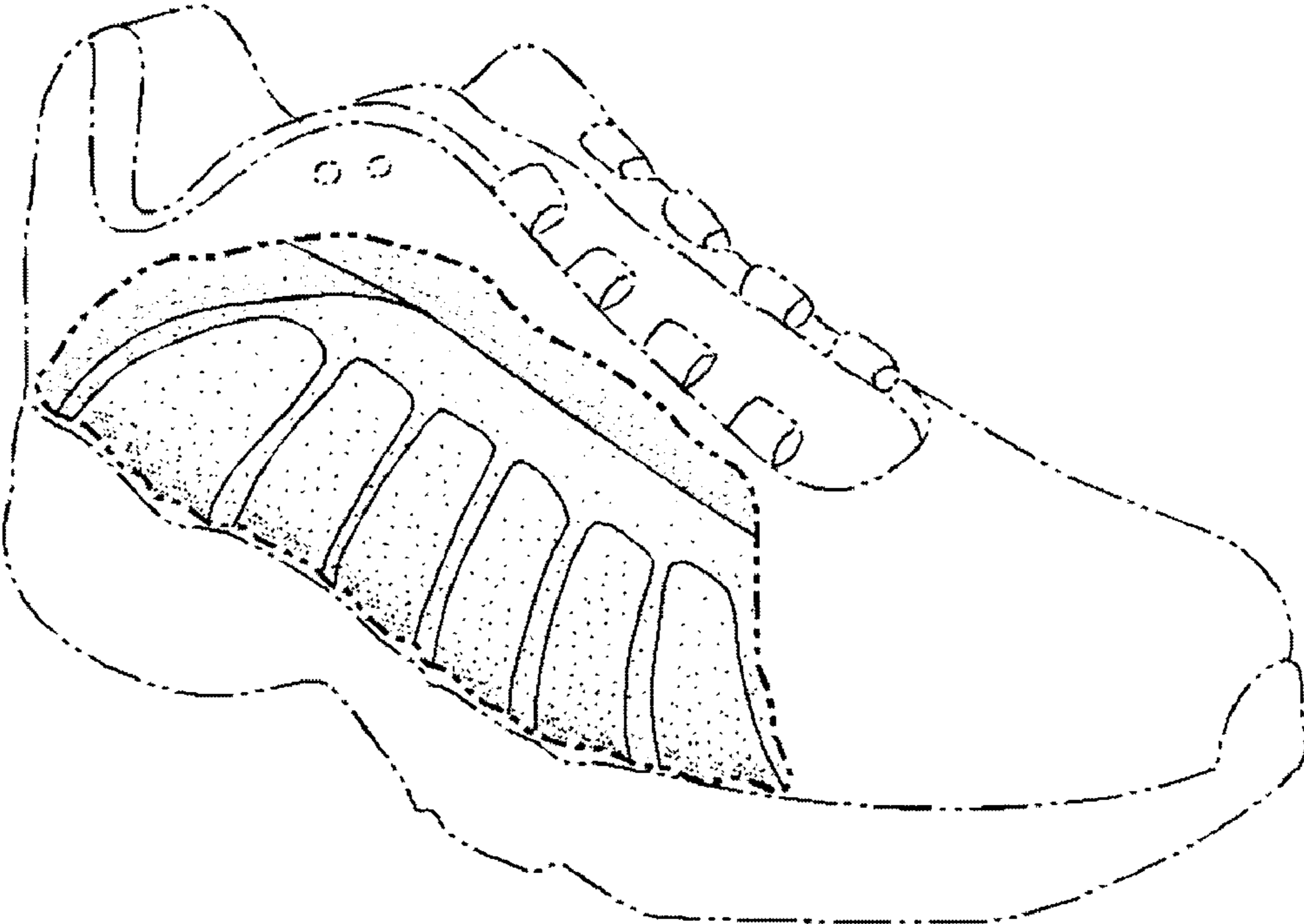


FIG. 1

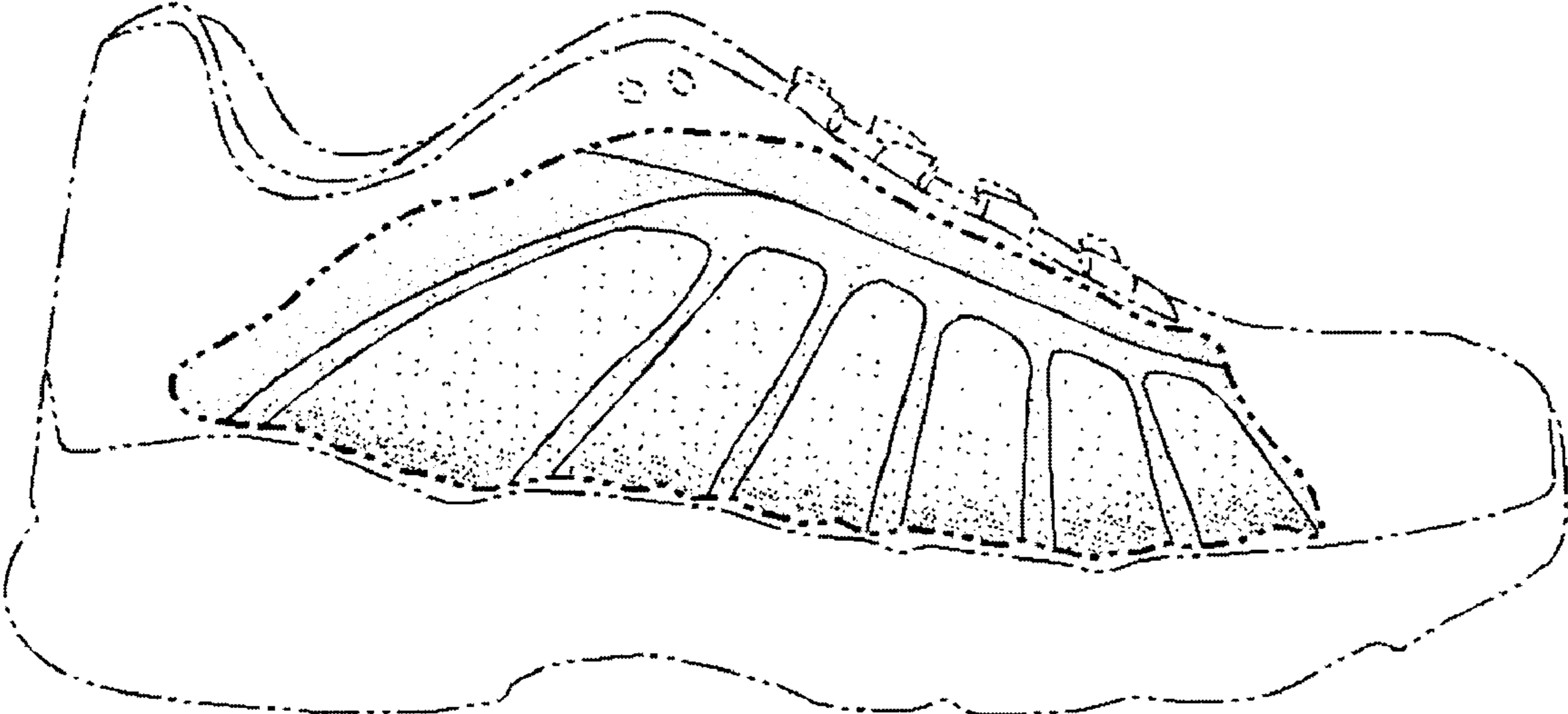


FIG. 2

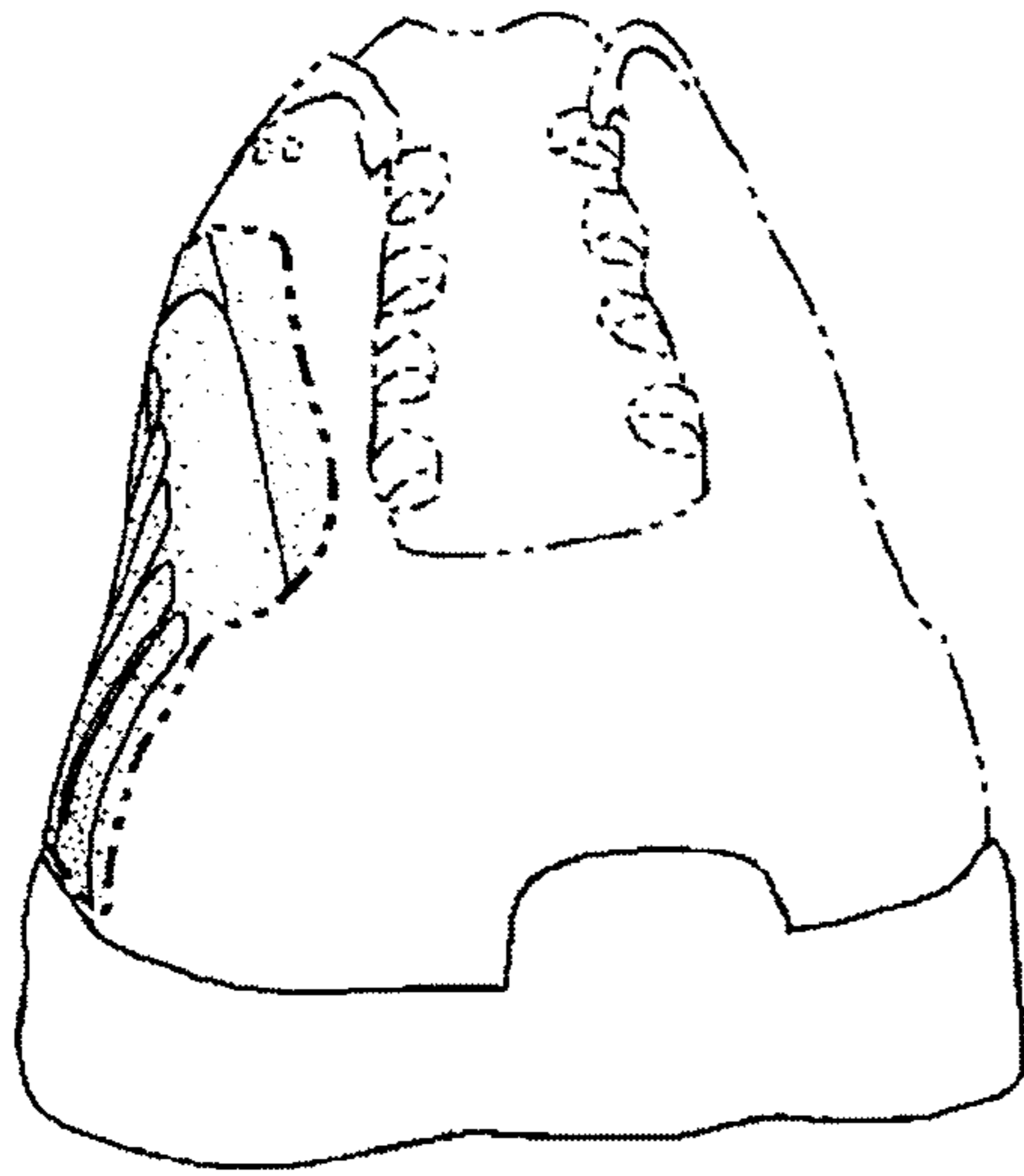


FIG. 3

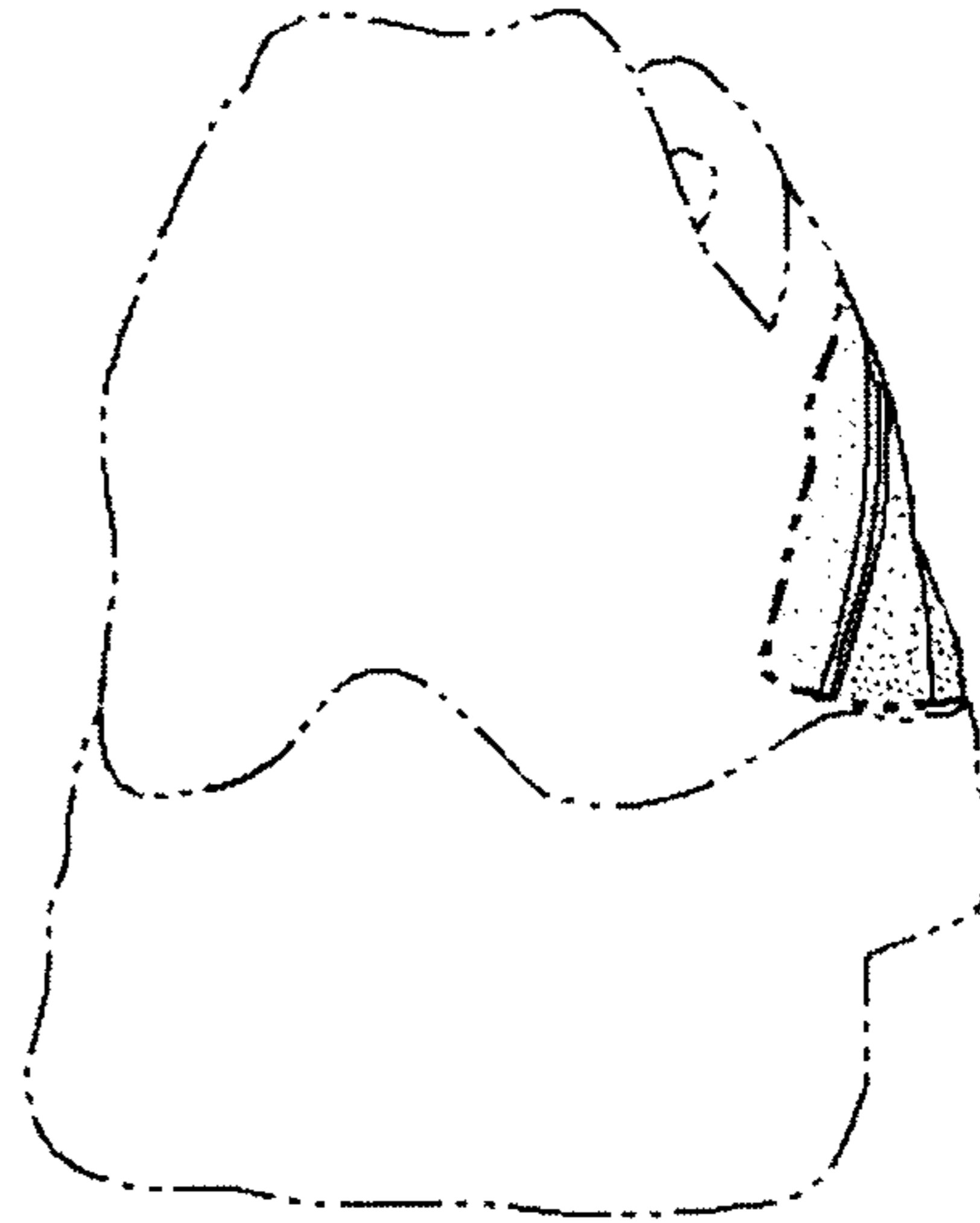


FIG. 4

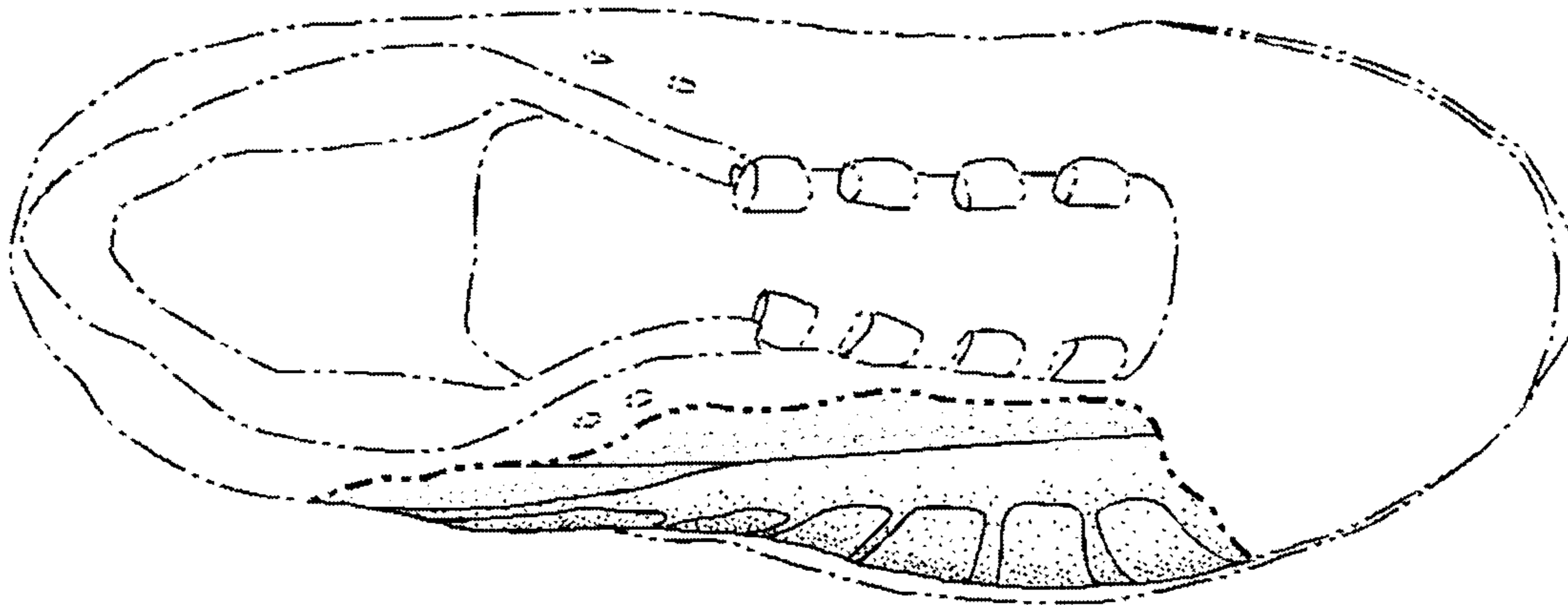


FIG. 5