

US00D509047S

(12) **United States Design Patent**
Hansen

(10) **Patent No.:** **US D509,047 S**

(45) **Date of Patent:** **** Sep. 6, 2005**

(54) **OUTSOLE OF A SHOE**

(75) **Inventor:** **Nuria Hansen**, Portland, OR (US)

(73) **Assignee:** **Nike, Inc.**, Beaverton, OR (US)

(**) **Term:** **14 Years**

(21) **Appl. No.:** **29/216,789**

(22) **Filed:** **Nov. 8, 2004**

(51) **LOC (8) Cl.** **02-04**

(52) **U.S. Cl.** **D2/952; D2/947; D2/953**

(58) **Field of Search** D2/902, 946-949,
D2/951-960; 36/3 B, 22 R, 24.5, 25 R,
28, 32 R, 34 R, 67 A, 59 C, 59 A, 77 R

(56) **References Cited**

U.S. PATENT DOCUMENTS

D54,938 S	4/1920	Lyon	
D67,799 S	7/1925	Freeman	
D80,001 S	* 11/1929	Wydom	D2/952
D81,807 S	8/1930	Packard	
D87,034 S	* 5/1932	White	D2/952
D91,195 S	* 12/1933	Heller	D5/26
D115,438 S	6/1939	Wirries	
D121,123 S	6/1940	McCarthy	
3,402,485 A	9/1968	McMorrow	
D260,451 S	* 9/1981	Greenblatt et al.	D2/952
D284,902 S	8/1986	Lindh	
D325,068 S	* 3/1992	Gaury	D23/207
D325,294 S	* 4/1992	Morrow et al.	D2/951
D325,807 S	5/1992	Austin	
D330,802 S	11/1992	Edmund et al.	

D369,935 S	* 5/1996	Keller	D6/598
D379,863 S	6/1997	Kayano	
D396,756 S	* 8/1998	Flauto et al.	D5/65
D428,241 S	7/2000	Ferrer	
D468,892 S	1/2003	Stout et al.	

OTHER PUBLICATIONS

“Nike Footwear Catalog”, fall 2000, published Nov. 1999, (p. IN114) Beaverton, Oregon.

“Nike Footwear Catalog”, Spring 2005, published Sep. 2004, (p. W208) Beaverton, Oregon.

* cited by examiner

Primary Examiner—Celia A. Murphy

(74) *Attorney, Agent, or Firm*—Traskbritt

(57) **CLAIM**

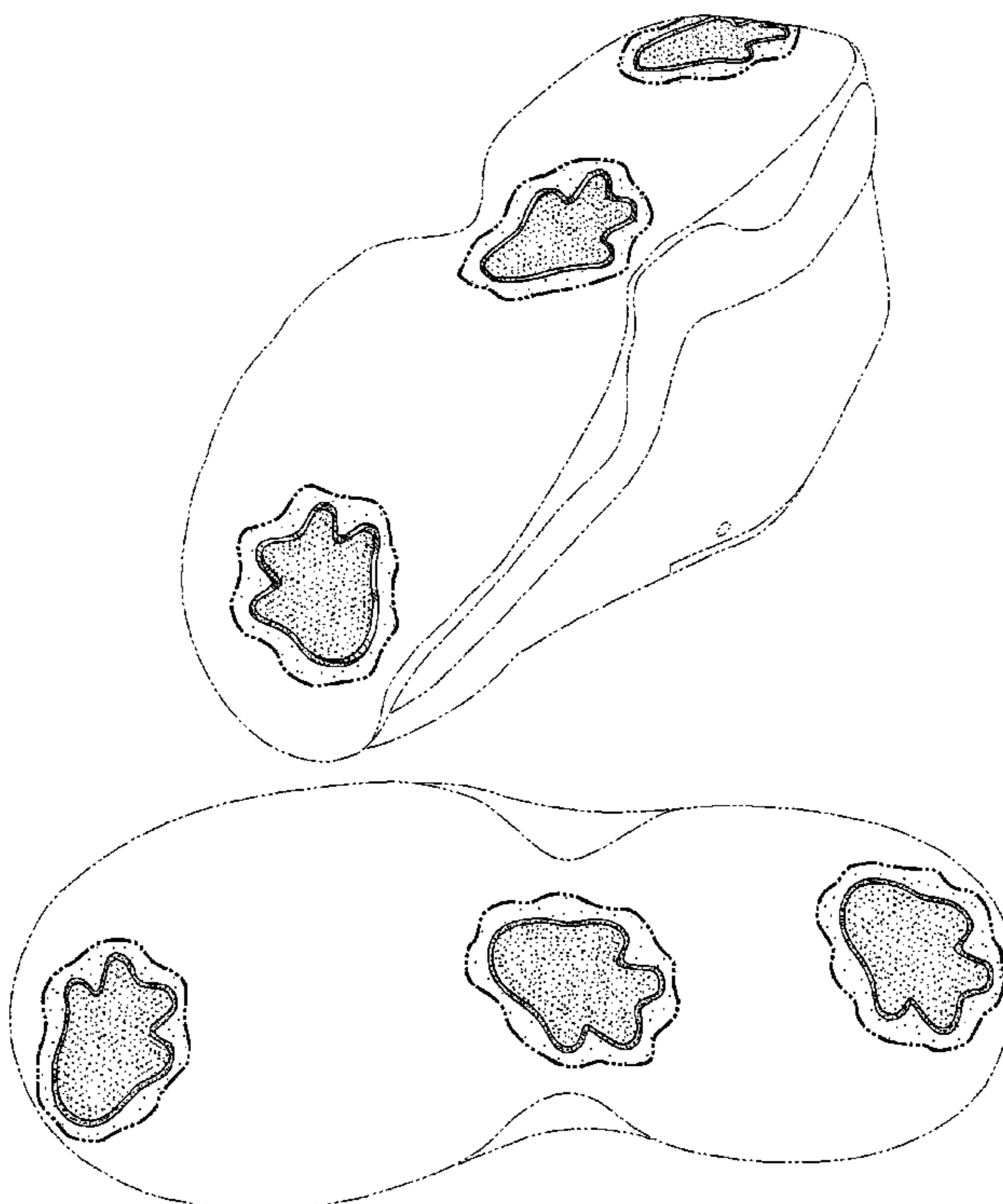
The ornamental design for an outsole of a shoe, as shown and described.

DESCRIPTION

FIG. 1 is a perspective view of an outsole of a shoe showing my new design; and, FIG. 2 is a bottom view of the outsole of a shoe shown in FIG. 1.

The uneven broken line immediately adjacent to the shaded area represents the bounds of the claimed design. All other uneven broken lines represent the remaining portion of the shoe. The uneven broken line representations in FIGS. 1-2 are for illustrative purposes only and form no part of the claimed design.

1 Claim, 2 Drawing Sheets



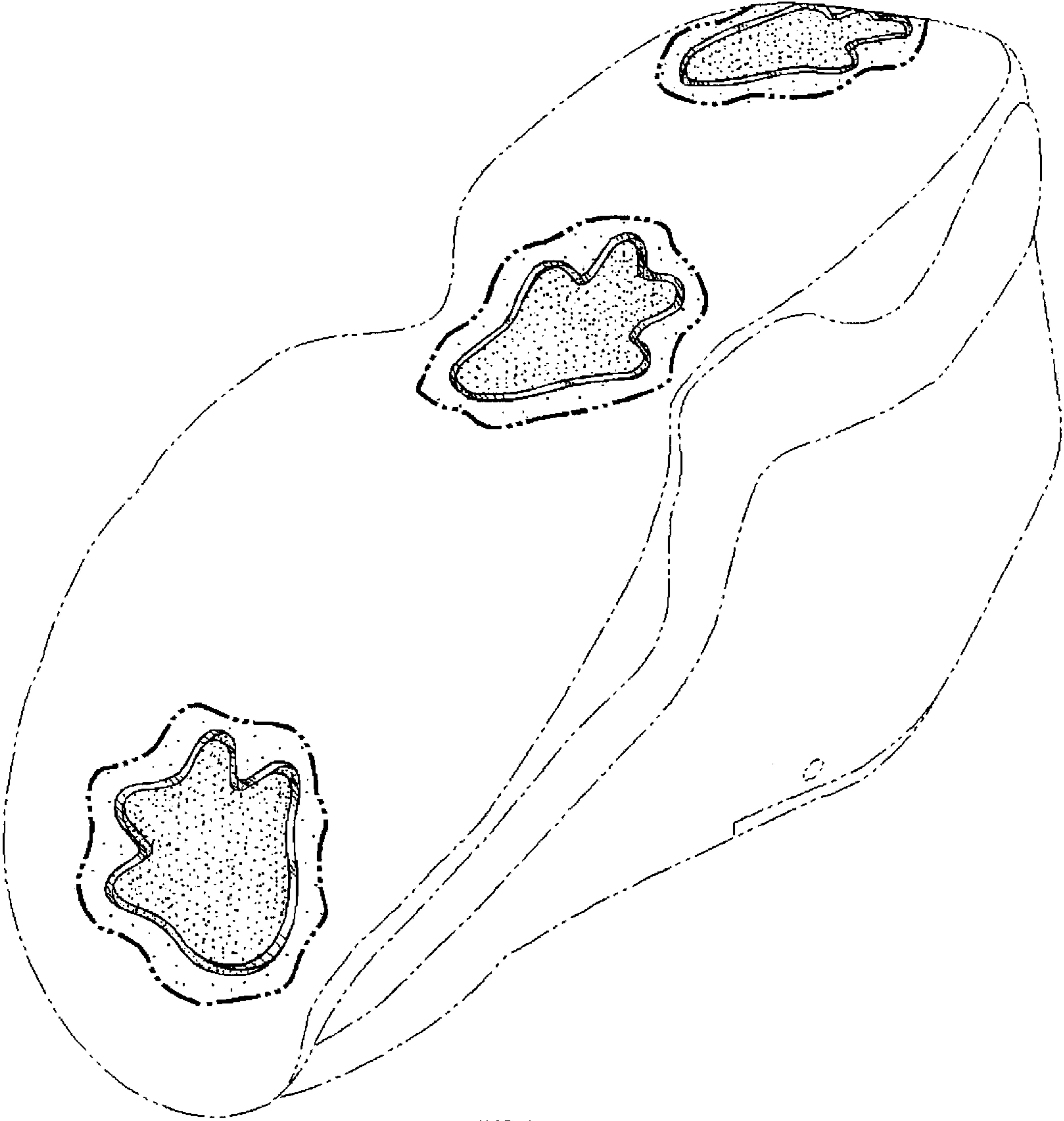


FIG. 1

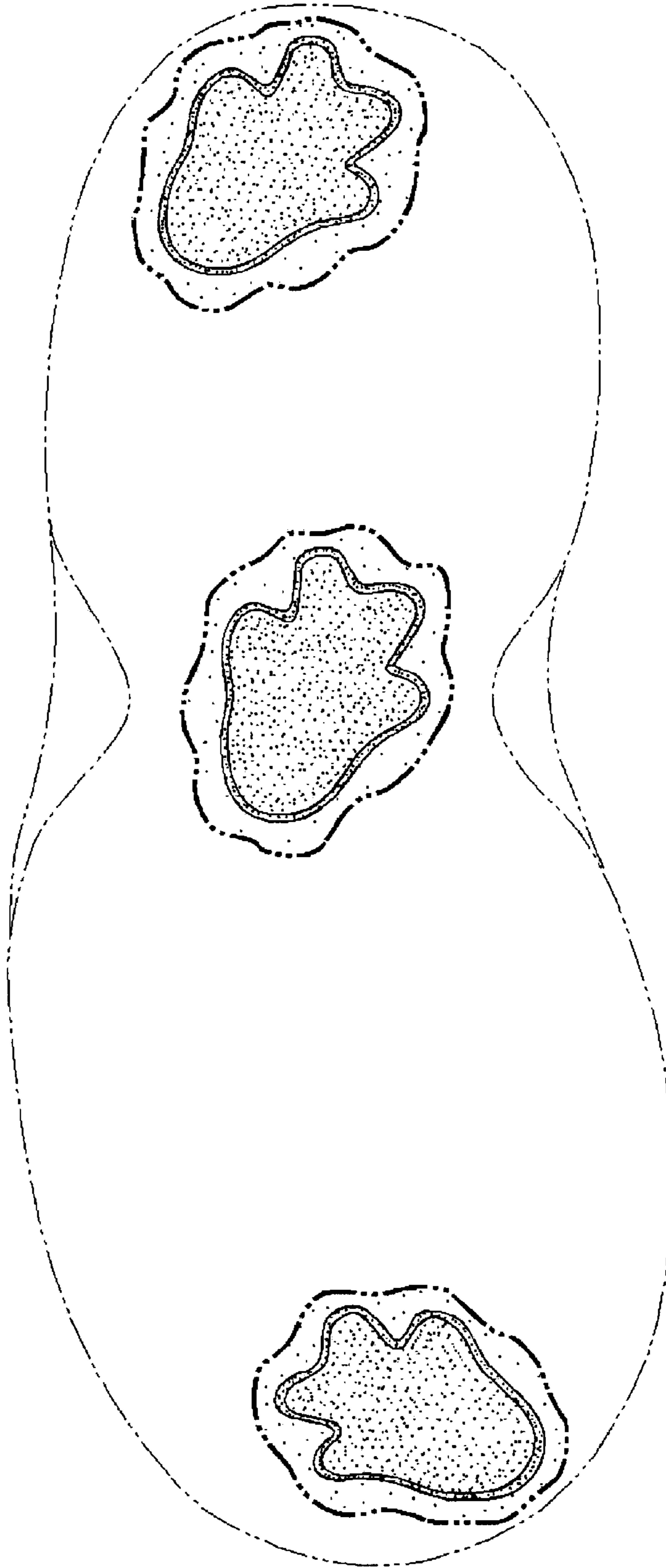


FIG. 2