



US00D509046S

(12) **United States Design Patent**
Patterson

(10) **Patent No.:** **US D509,046 S**
(45) **Date of Patent:** **** Sep. 6, 2005**

(54) **CAP WITH DISPLAY MEANS AND
REMOVABLE PROTECTIVE FLAPS**

(76) **Inventor:** **Alan J. Patterson**, 11050 Bryant St.,
Space #28, Yucaipa, CA (US) 92399

(**) **Term:** **14 Years**

(21) **Appl. No.:** **29/206,756**

(22) **Filed:** **Jun. 4, 2004**

(51) **LOC (8) Cl.** **02-03**

(52) **U.S. Cl.** **D2/866**

(58) **Field of Search** D2/865, 866, 867,
D2/868, 869, 870, 871, 872, 873, 874,
875, 876, 877, 878, 879, 880, 881, 882,
883; 2/171, 172, 175.1, 175.6, 195.1, 209.12,
209.13

(56) **References Cited**

U.S. PATENT DOCUMENTS

4,611,355	A	9/1986	Galanto et al.	
4,839,924	A	6/1989	Laurence	
5,136,726	A	8/1992	Kellin et al.	
5,153,943	A	* 10/1992	Clement	2/418
5,355,535	A	* 10/1994	Bruder	2/172
5,359,733	A	11/1994	Brannon et al.	
5,400,440	A	* 3/1995	Clifford	2/172
D363,812	S	* 11/1995	Cassady	D2/879
5,477,629	A	12/1995	Gleason, Jr.	
5,666,668	A	* 9/1997	Ronquillo	2/172

5,669,074	A	* 9/1997	Newman, Jr.	2/172
5,669,075	A	* 9/1997	Weeks	2/172
5,685,017	A	* 11/1997	Kraft	2/171.1
5,694,648	A	* 12/1997	Nucifora	2/172
D402,088	S	* 12/1998	Edwards	D2/866
D420,493	S	* 2/2000	Blake	D2/866
6,163,886	A	* 12/2000	Carter	2/172
6,233,745	B1	* 5/2001	Friesen	2/172
6,481,021	B2	* 11/2002	Spell	2/209.13
2004/0139530	A1	* 7/2004	Yan	2/209.13

* cited by examiner

Primary Examiner—Joel A. Sincavage

Assistant Examiner—Elizabeth Albert

(57) **CLAIM**

The ornamental design for the cap with display means and removable protective flaps, as shown and described.

DESCRIPTION

FIG. 1 is a perspective view of the cap with display means and removable protective flaps showing my new design; FIG. 2 is a perspective view of the cap of FIG. 1 showing the removable protective flaps detached from the cap; FIG. 3 is a front elevational view of the cap of FIG. 2; and, FIG. 4 is a rear elevational view of the cap of FIG. 2. The broken lines showing the cross and flag in FIG. 1 are for illustrative purposes only and form no part of the claimed design. The broken lines on the flaps represent a pattern of stitching.

1 Claim, 4 Drawing Sheets






Fig. 1

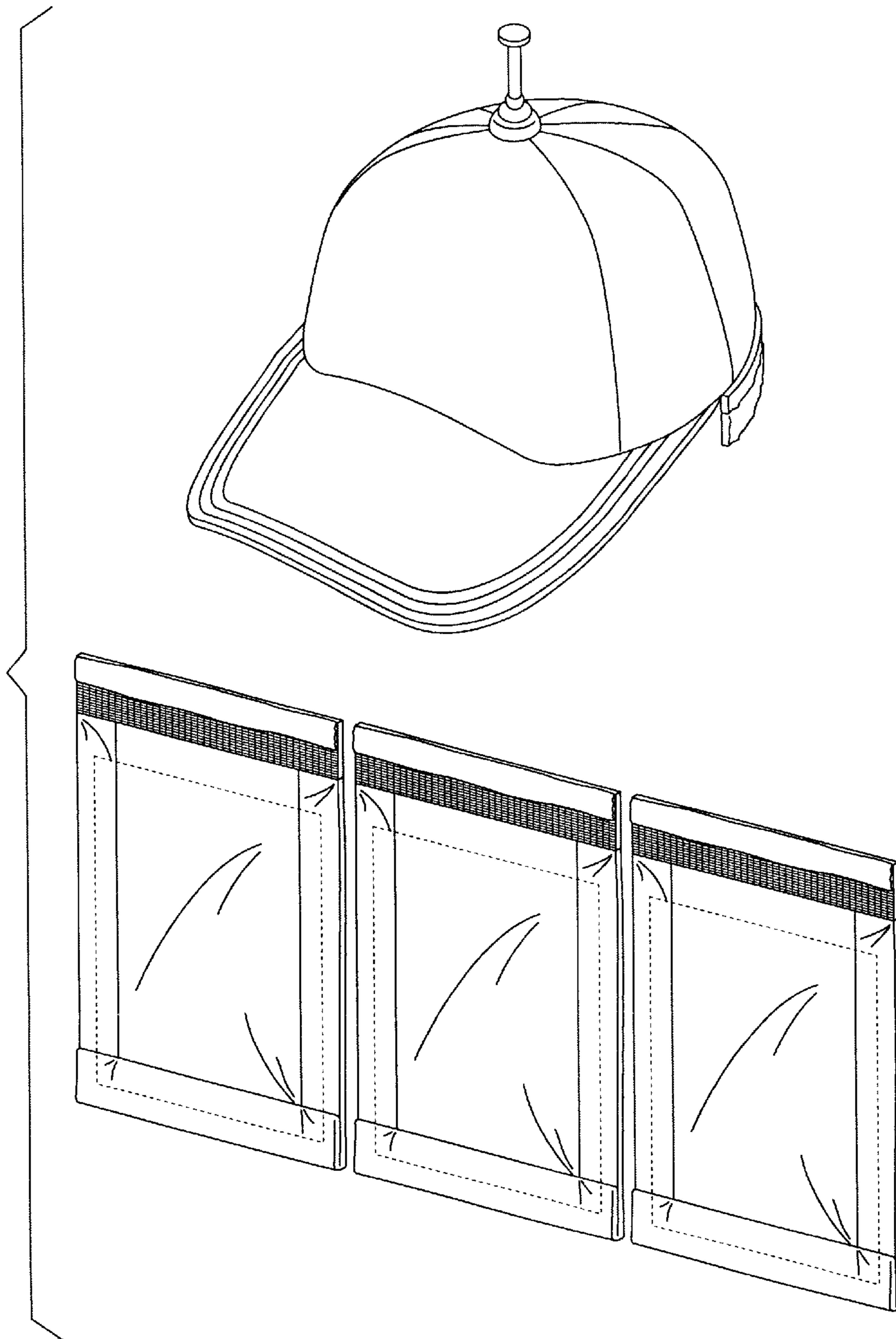


Fig. 2




Fig. 3




Fig. 4