

US00D509042S

(12) **United States Design Patent**
Buckley et al.

(10) **Patent No.:** **US D509,042 S**

(45) **Date of Patent:** **** Sep. 6, 2005**

(54) **DOG CHEW**

(75) Inventors: **Matthew P. Buckley**, Glen Rock, NJ (US); **Sharon McNamara**, Kinnelon, NJ (US); **Kore Y. Fung**, Fair Lawn, NJ (US)

(73) Assignee: **The Hartz Mountain Corporation**, Secaucus, NJ (US)

(**) Term: **14 Years**

(21) Appl. No.: **29/211,723**

(22) Filed: **Aug. 19, 2004**

(51) **LOC (8) Cl.** **01-01**

(52) **U.S. Cl.** **D1/106; D1/199**

(58) **Field of Search** D1/100-101, 106, D1/112, 127, 129, 199; D30/160; 426/104-105, 516-517, 514-515, 652, 282, 140; D25/104, 119, 120-121, 125

(56) **References Cited**

U.S. PATENT DOCUMENTS

D28,863 S * 6/1898 Baker D25/119

3,436,870 A * 4/1969 Sellman 451/540
D466,671 S * 12/2002 Trancik D1/199
D487,326 S * 3/2004 Stoddart et al. D1/101
D490,211 S * 5/2004 McHan, Jr. D1/112

* cited by examiner

Primary Examiner—Pamela Burgess

(74) *Attorney, Agent, or Firm*—Jeffrey M. Kaden; Gottlieb, Rackman & Reisman, P.C.

(57) **CLAIM**

The ornamental design for dog chew, as shown and described.

DESCRIPTION

FIG. 1 is a top perspective view of a design for dog chew showing our new design;

FIG. 2 is a top plan view thereof;

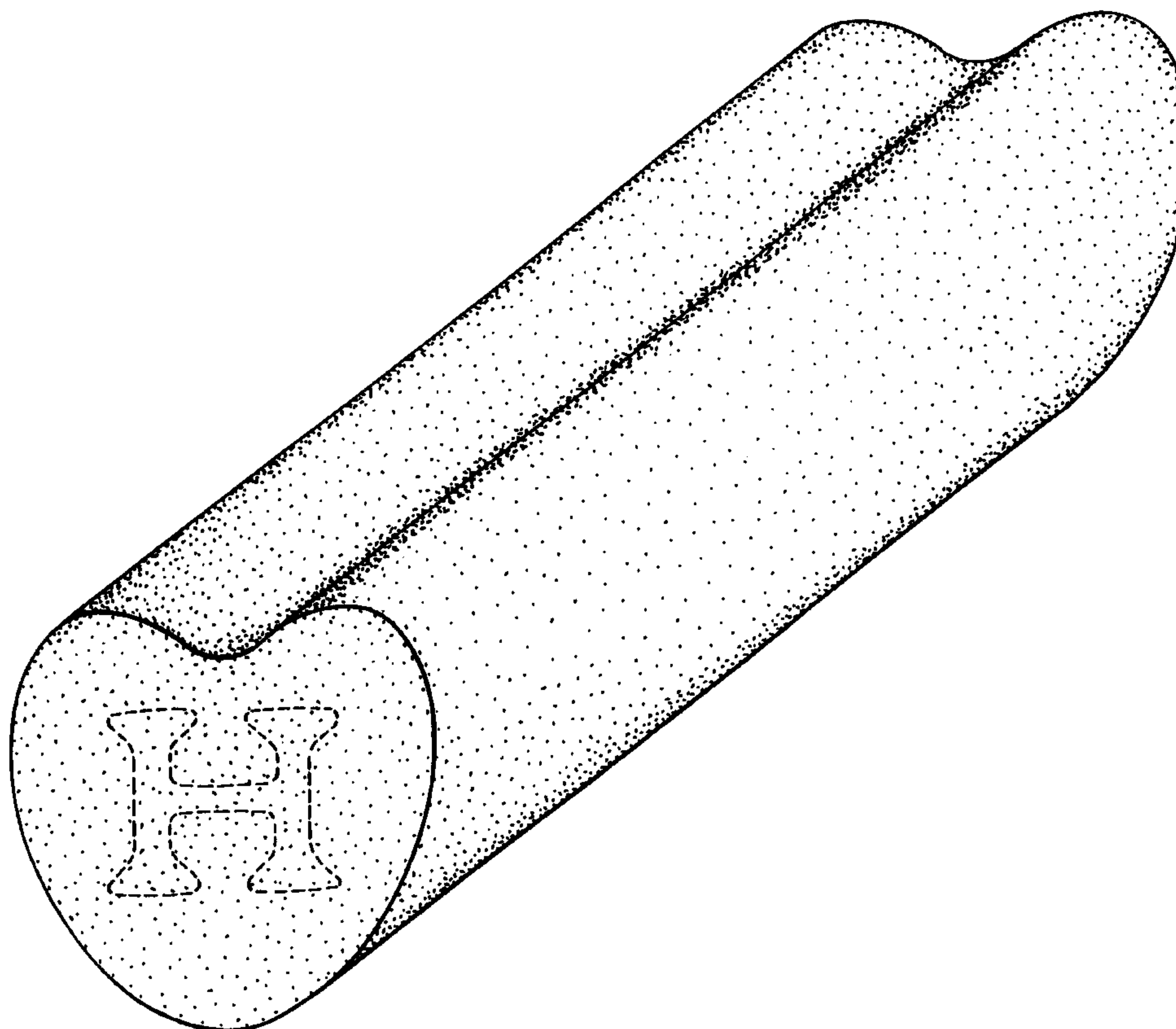
FIG. 3 is a front elevational view thereof;

FIG. 4 is a side elevational view thereof; and,

FIG. 5 is a bottom plan view thereof.

The broken lines shown in FIGS. 1 and 4 are for illustrative purposes only and form no part of the claimed design.

1 Claim, 2 Drawing Sheets



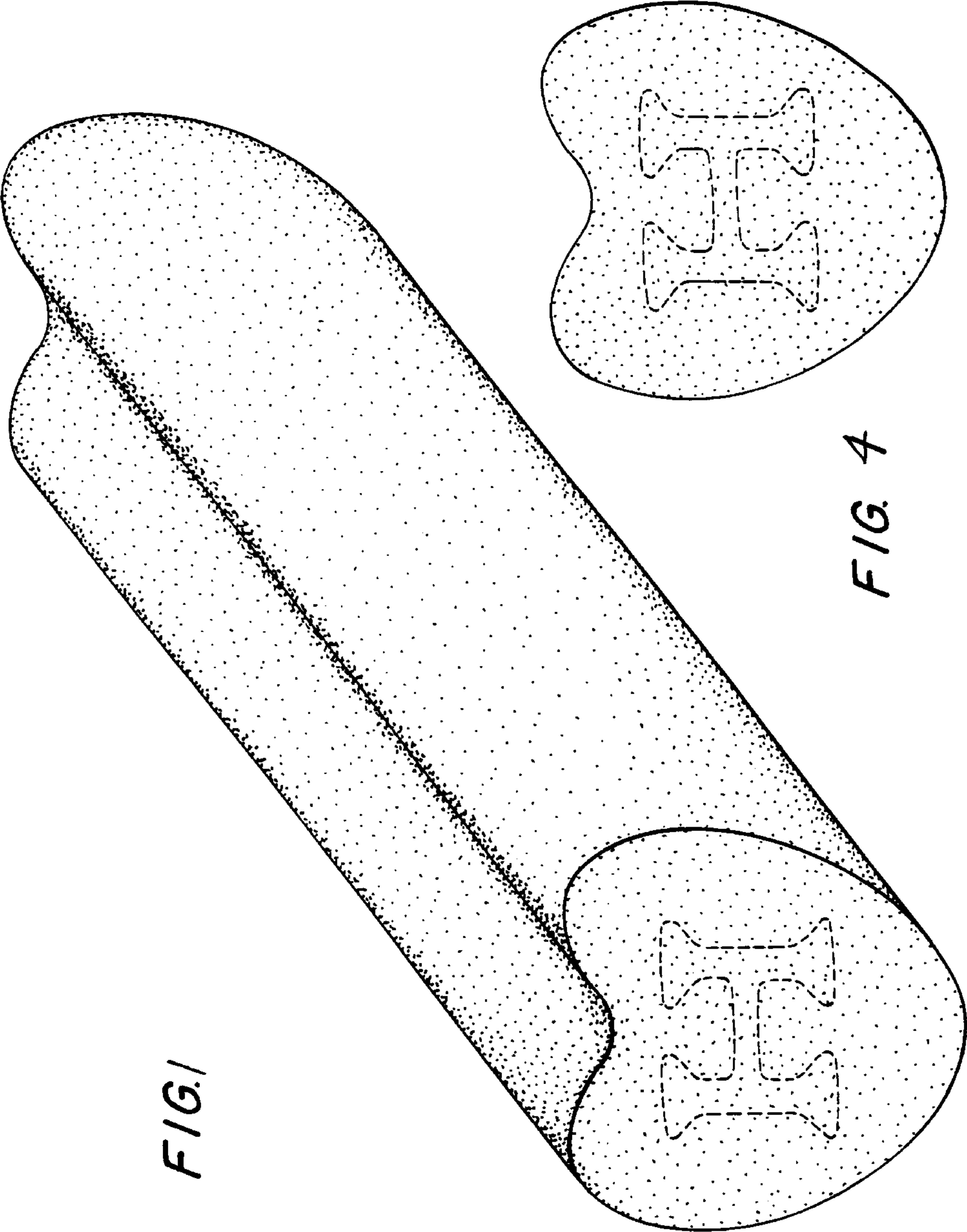


FIG. 1

FIG. 4

FIG. 2

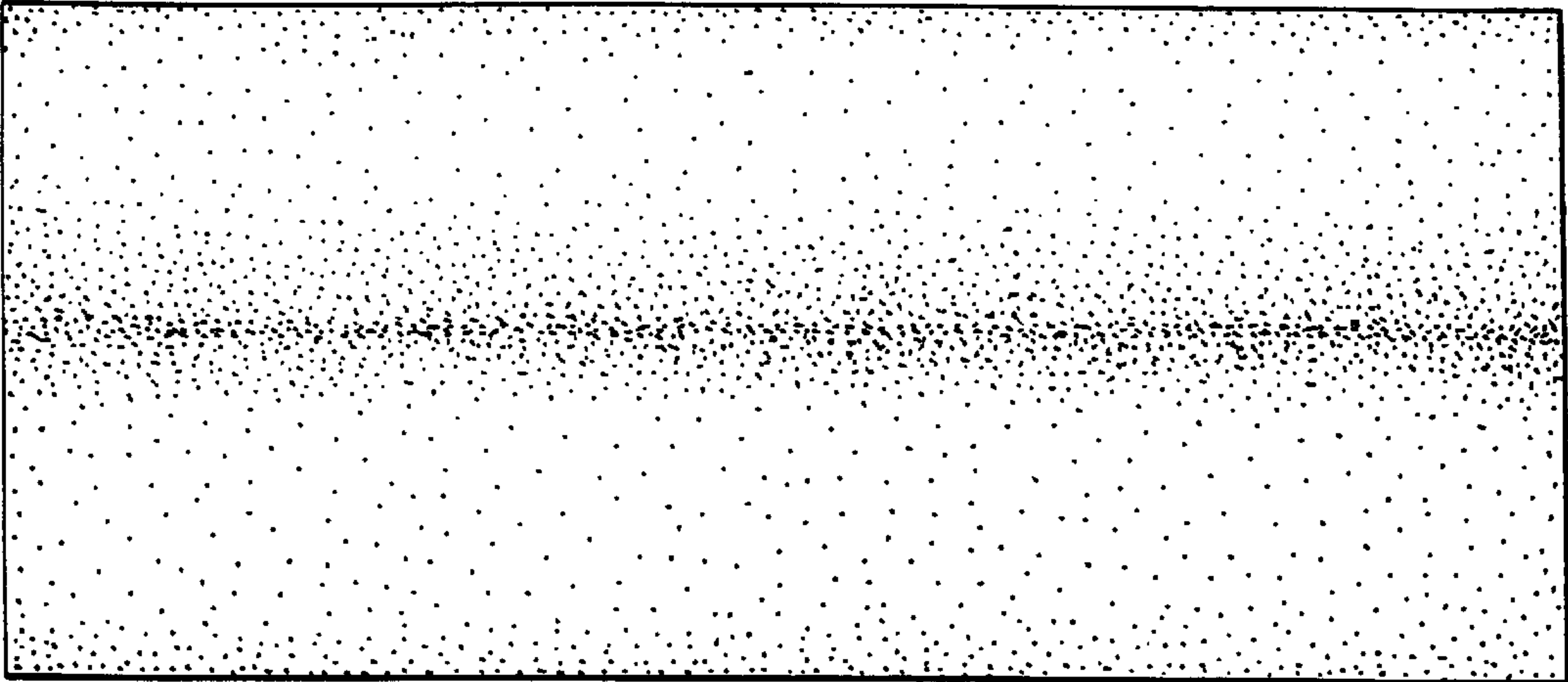


FIG. 3




FIG. 5

