

US00D509035S

(12) **United States Design Patent**
Libman et al.

(10) **Patent No.:** **US D509,035 S**
(45) **Date of Patent:** **** Aug. 30, 2005**

(54) **DUST PAN**

D461,610 S * 8/2002 Perelli D32/74

(75) Inventors: **Robert J. Libman**, Champaign, IL
(US); **Enzo Berti**, Dolo/Venice (IT)

FOREIGN PATENT DOCUMENTS

JP 11309104 A * 11/1999 A47L/13/52

(73) Assignee: **The Libman Company**, Arcola, IL
(US)

* cited by examiner

(**) Term: **14 Years**

Primary Examiner—Alan P. Douglas
Assistant Examiner—Lavone D. Tabor
(74) *Attorney, Agent, or Firm*—Banner & Witcoff, Ltd.

(21) Appl. No.: **29/173,334**

(57) **CLAIM**

(22) Filed: **Dec. 27, 2002**

The ornamental design for a dust pan, as shown and described.

(51) **LOC (8) Cl.** **07-05**

(52) **U.S. Cl.** **D32/74**

(58) **Field of Search** D32/74; D30/162;
15/257.1, 257.4, 257.6, 257.7, 257.8; 294/1.3,
1.4, 55

DESCRIPTION

FIG. 1 is a perspective view of a dust pan in accordance with the present invention;
FIG. 2 is a reduced side elevational view, the opposite side view being a mirror image thereof;
FIG. 3 is a reduced front elevational view thereof;
FIG. 4 is a reduced top plan view thereof; and,
FIG. 5 is a reduced bottom plan view thereof.

(56) **References Cited**

U.S. PATENT DOCUMENTS

1,645,806 A * 10/1927 Fries 15/257.4
D393,120 S * 3/1998 Leonard et al. D32/74
D441,933 S * 5/2001 Savage et al. D32/74 X

1 Claim, 2 Drawing Sheets

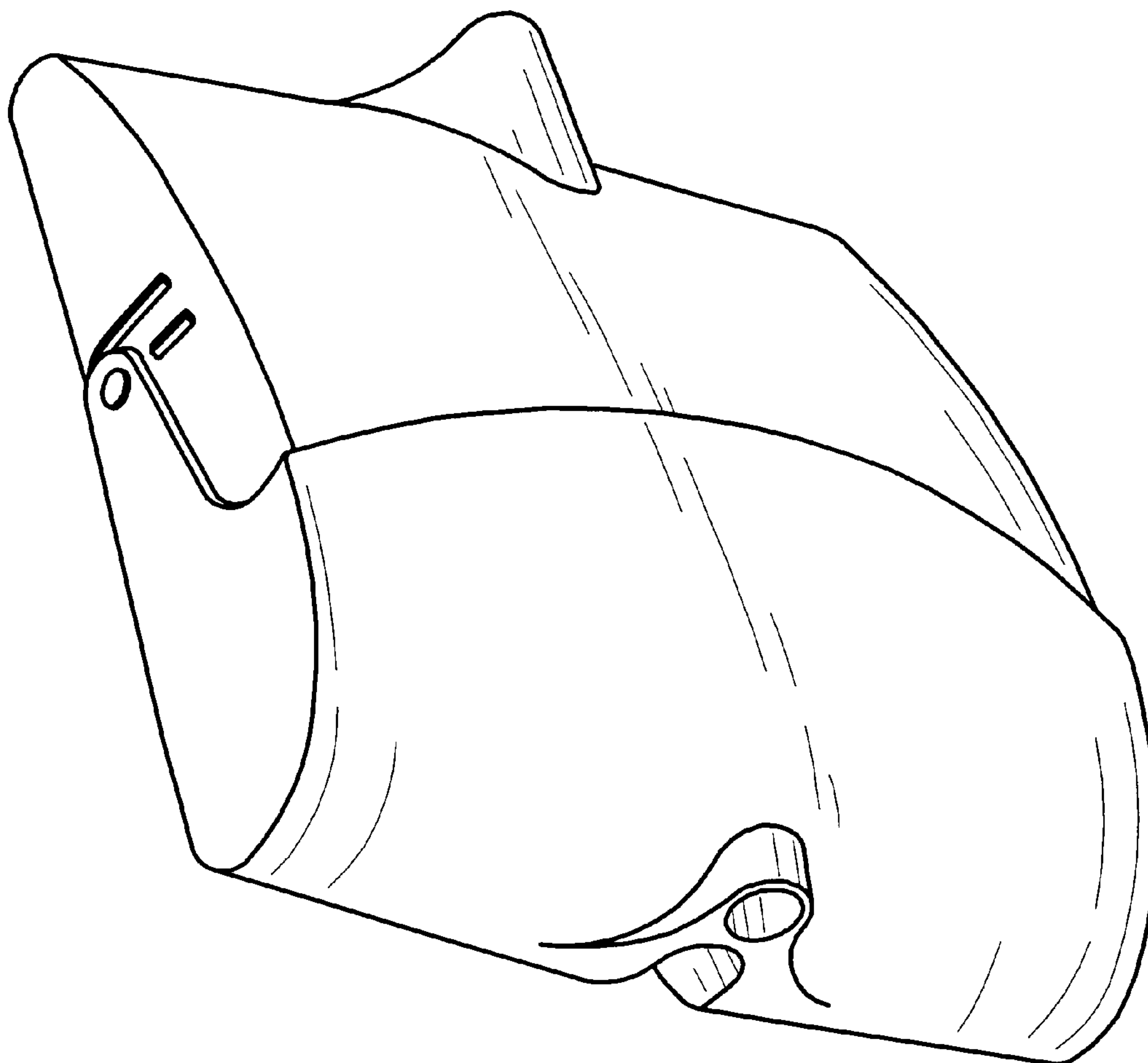


FIG. 1

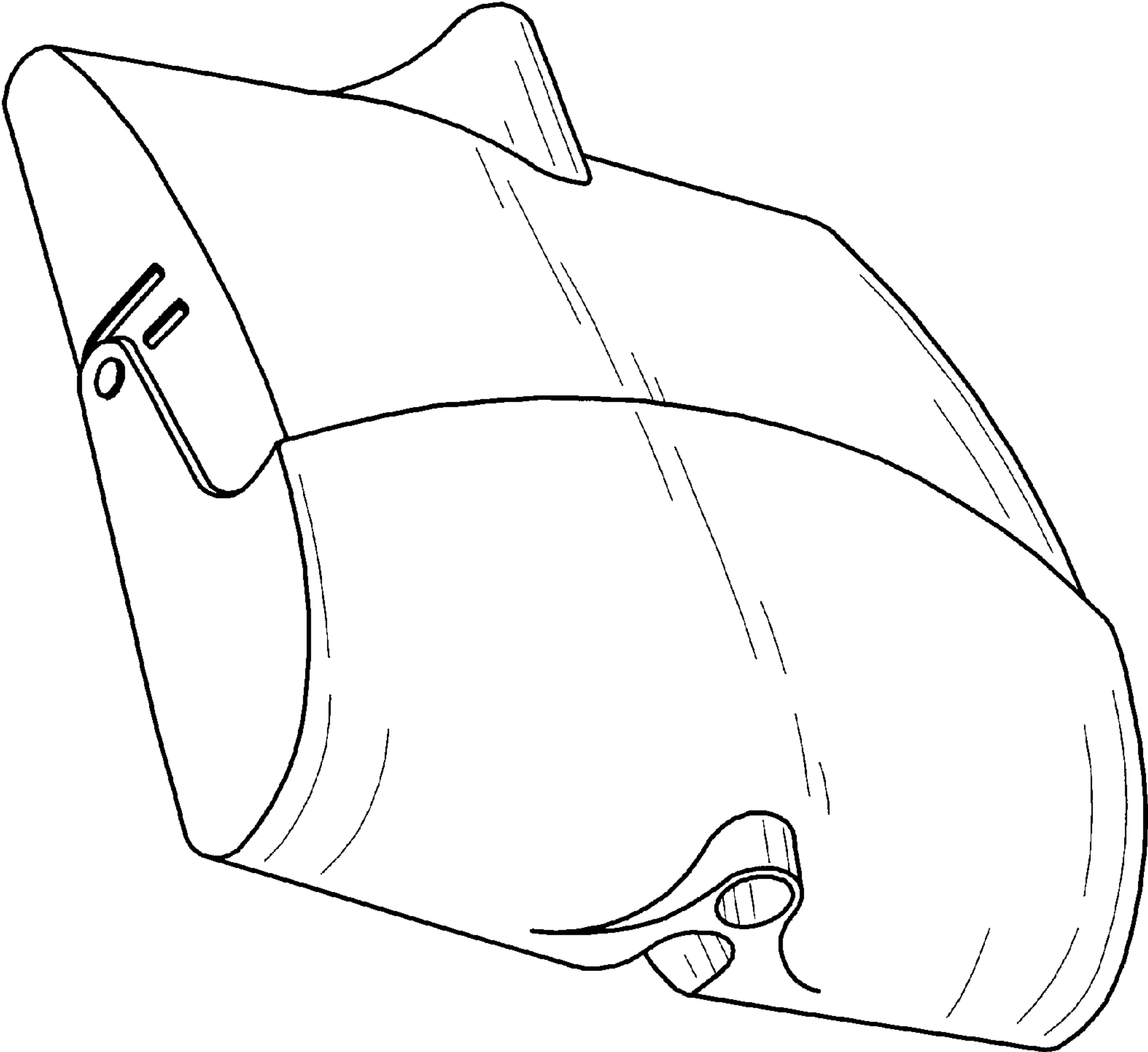


FIG. 2

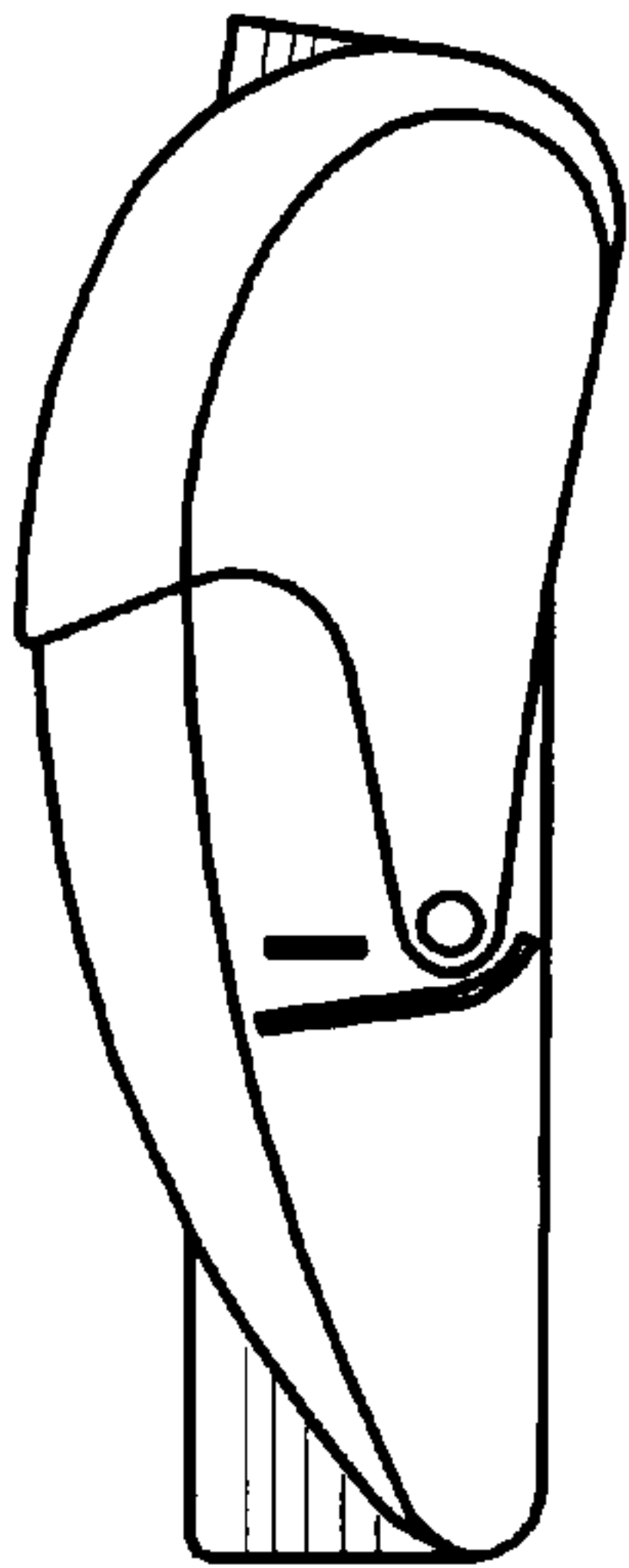


FIG. 3

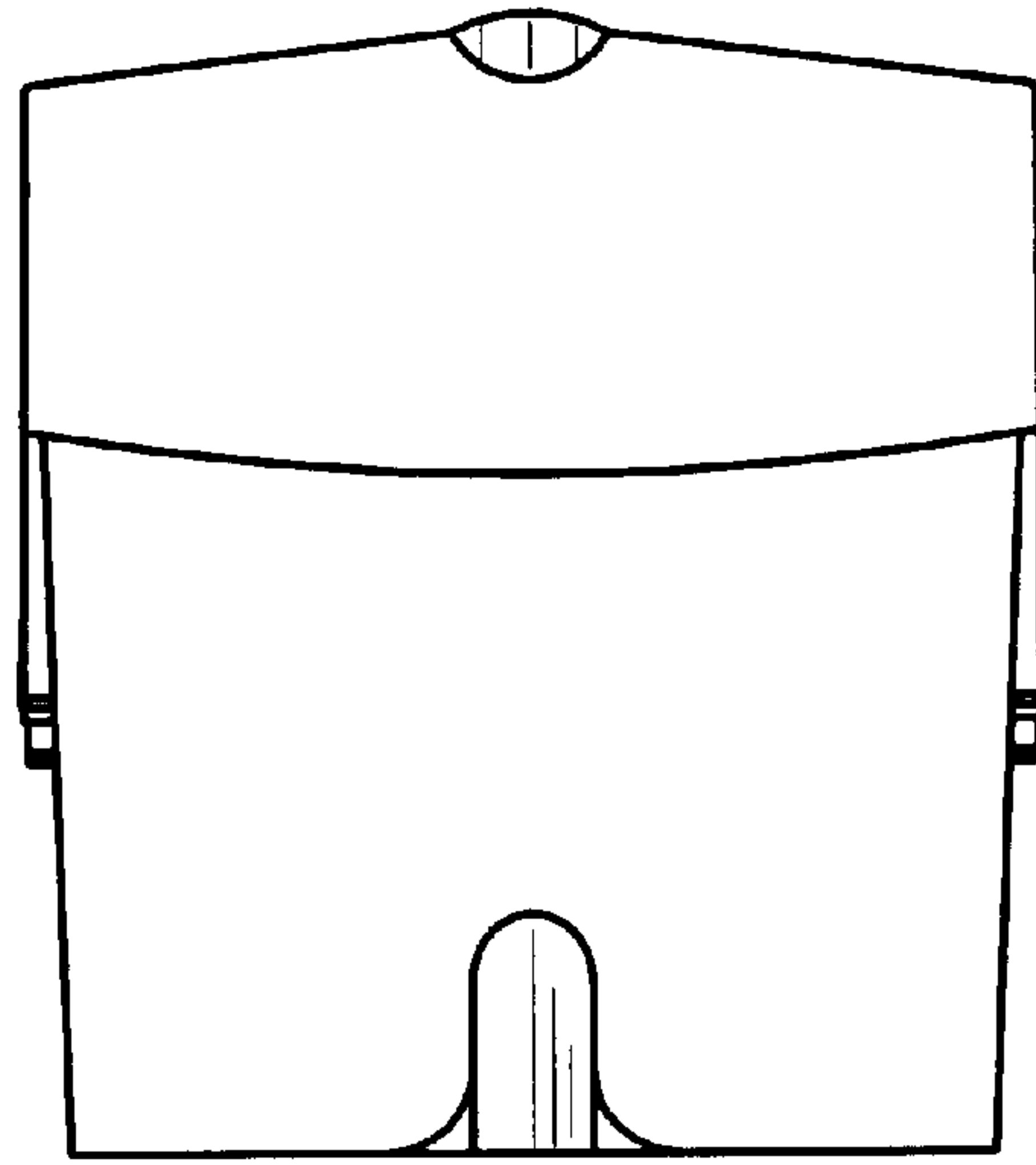


FIG. 4




FIG. 5

