

US00D509030S

(12) **United States Design Patent**
Udelhofen

(10) **Patent No.:** **US D509,030 S**

(45) **Date of Patent:** **** Aug. 30, 2005**

(54) **BATTING HELMET**

(75) **Inventor:** **Patrick Udelhofen, Chicago, IL (US)**

(73) **Assignee:** **Wilson Sporting Goods Co., Chicago, IL (US)**

(**) **Term:** **14 Years**

(21) **Appl. No.:** **29/205,739**

(22) **Filed:** **May 19, 2004**

(51) **LOC (8) Cl.** **29-03**

(52) **U.S. Cl.** **D29/122; D29/106**

(58) **Field of Search** **D29/102-111,**
D29/122; 2/6.7, 410-414, 418, 421, 423-425,
9, 909, DIG. 11

(56) **References Cited**

U.S. PATENT DOCUMENTS

2,698,434 A	1/1955	Davia	D21/226
3,028,602 A	4/1962	Miller	
3,042,927 A	7/1962	Mauro et al.	
3,055,013 A	9/1962	Aileo	
3,329,968 A	7/1967	Gordon	
3,479,666 A	11/1969	Webb	2/3 A
3,633,214 A	1/1972	Newcomb	2/3 A
3,696,440 A	10/1972	Littleton	2/3 A
D230,103 S	* 1/1974	Hyatt, Jr.	D29/105
3,787,894 A	1/1974	Goodman, Jr.	2/3 A
3,991,423 A	11/1976	Jones	2/415
D309,512 S	7/1990	Crow	D29/16
5,175,889 A	1/1993	Infusino	2/413
RE34,699 E	8/1994	Copeland	2/419
D371,224 S	6/1996	Carlson	D29/102

D385,662 S	10/1997	Paglucci, Jr.	D29/105
D389,958 S	* 1/1998	Kinkead	D29/102
D402,414 S	12/1998	Smith	D29/106
6,128,786 A	10/2000	Maddux et al.	2/418
6,256,798 B1	7/2001	Egolf et al.	2/421
D453,399 S	* 2/2002	Racine	D29/106
D465,067 S	* 10/2002	Ide et al.	D29/106
D479,367 S	9/2003	Udelhofen et al.	D29/106
6,665,884 B1	12/2003	Demps et al.	2/414
D491,316 S	6/2004	Udelhofen et al.	D29/106
2004/0117897 A1	* 6/2004	Udelhofen et al.	2/421

* cited by examiner

Primary Examiner—Ruth McInroy

(74) *Attorney, Agent, or Firm*—Terence P. O'Brien

(57) **CLAIM**

I claim the ornamental design for a batting helmet, as shown and described.

DESCRIPTION

FIG. 1 is a front, side perspective view of a batting helmet of the present design.

FIG. 2 is a side view of the helmet of FIG. 1.

FIG. 3 is a top view of the helmet of FIG. 1.

FIG. 4 is front view of the helmet of FIG. 1; and,

FIG. 5 is a rear view of the helmet of FIG. 1.

The ornamental design that is claimed is shown in solid lines in the drawings. The broken (dashed) lines shown in FIGS. 1 through 5 are included only for the purpose of illustrating environmental elements, and form no part of the claimed design.

1 Claim, 5 Drawing Sheets


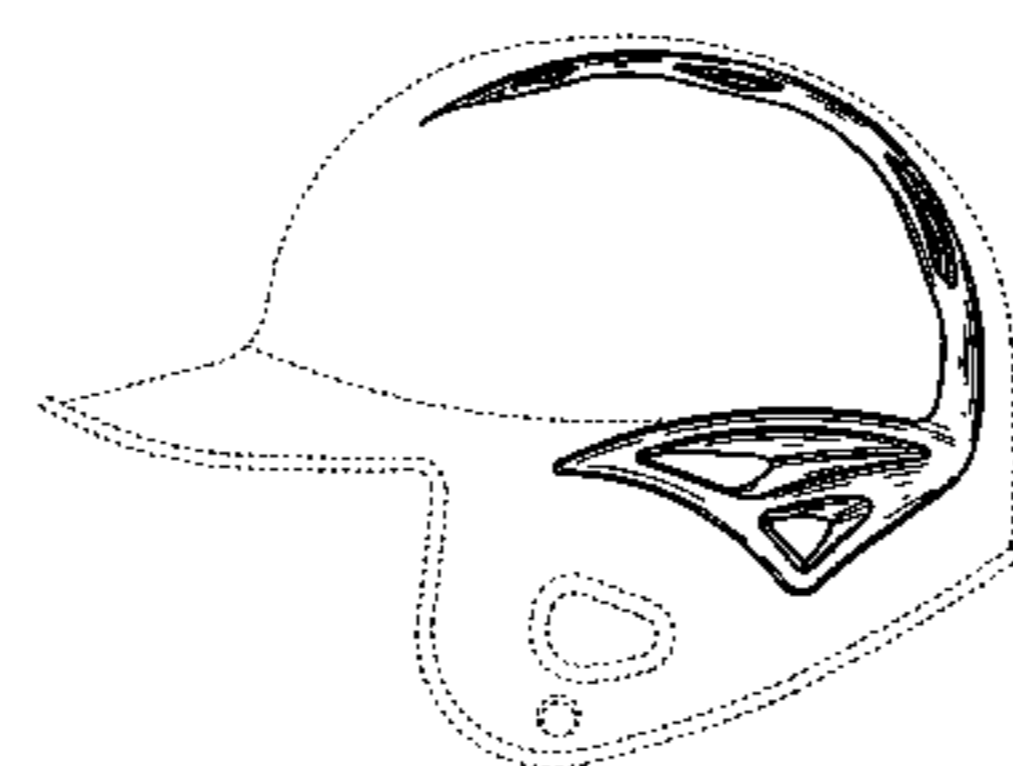
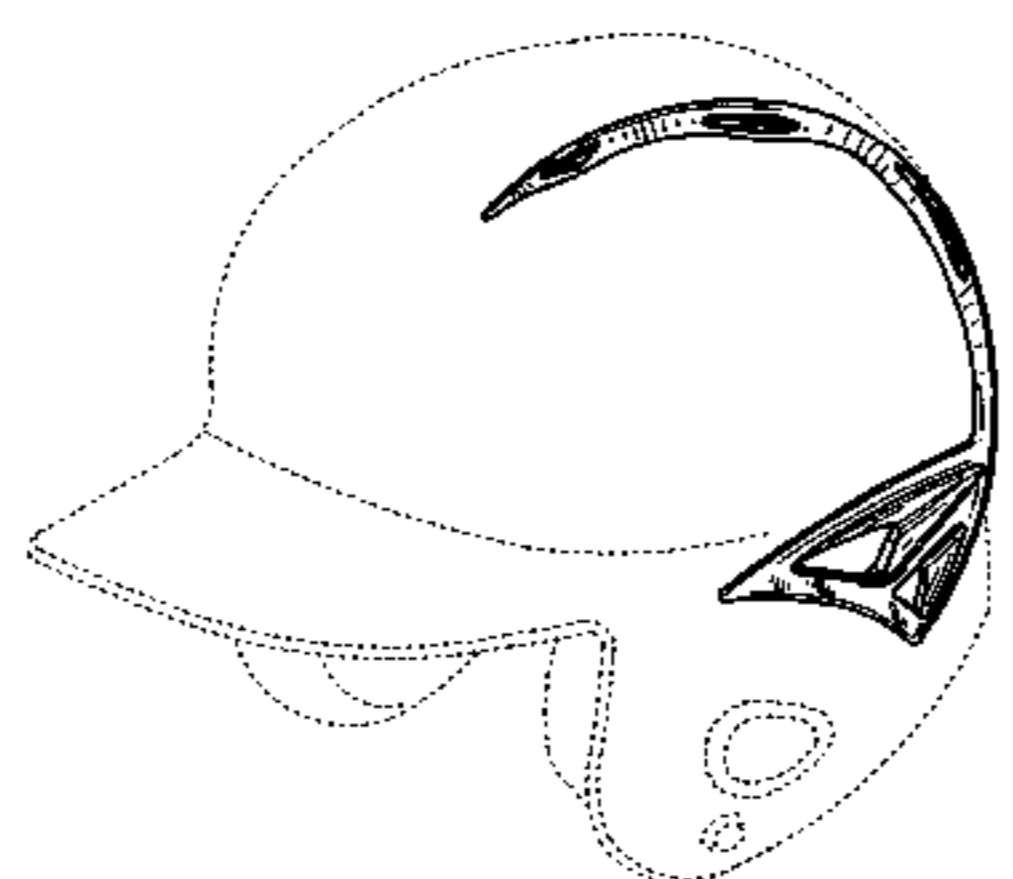


FIG.1

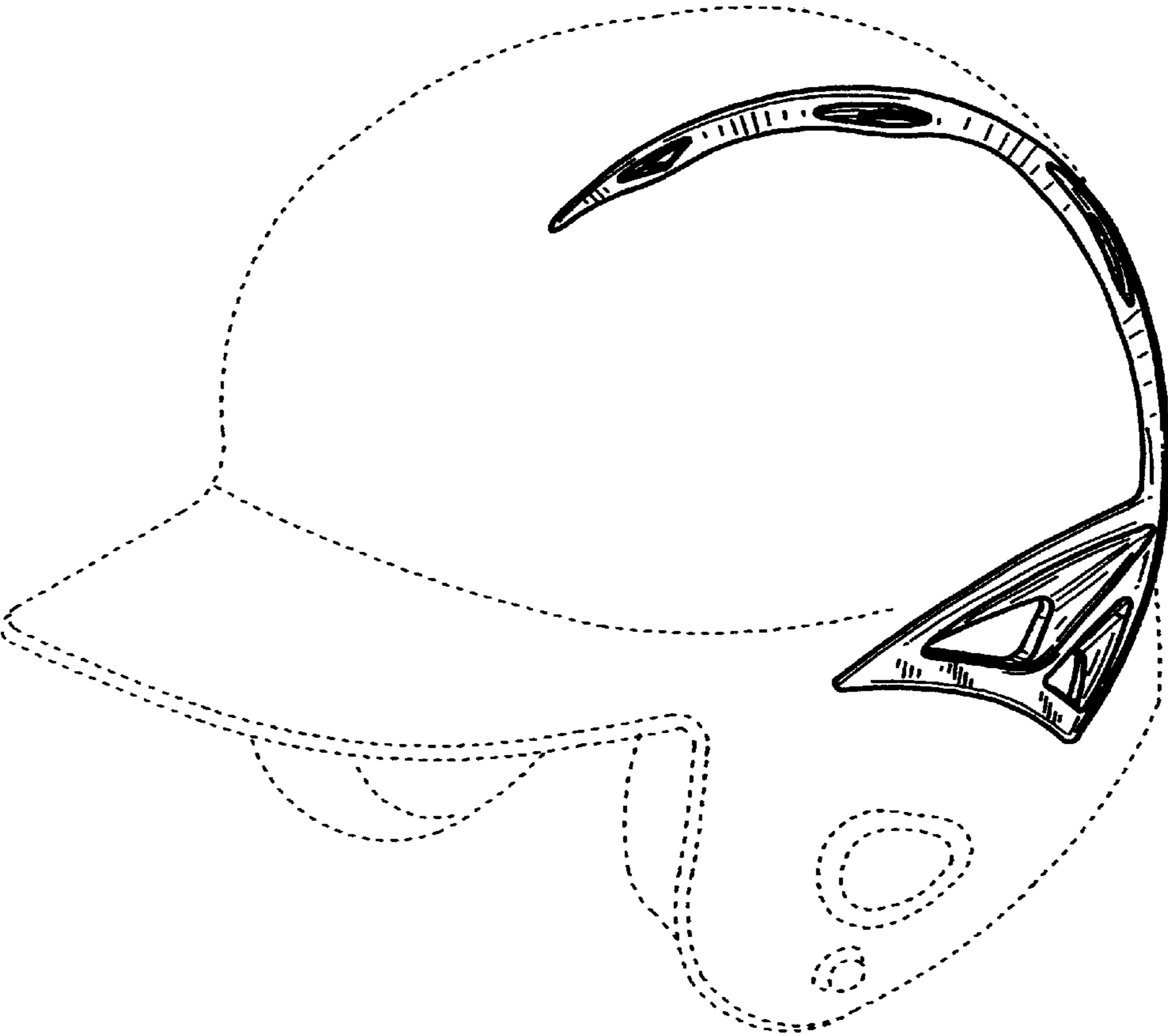


FIG.2

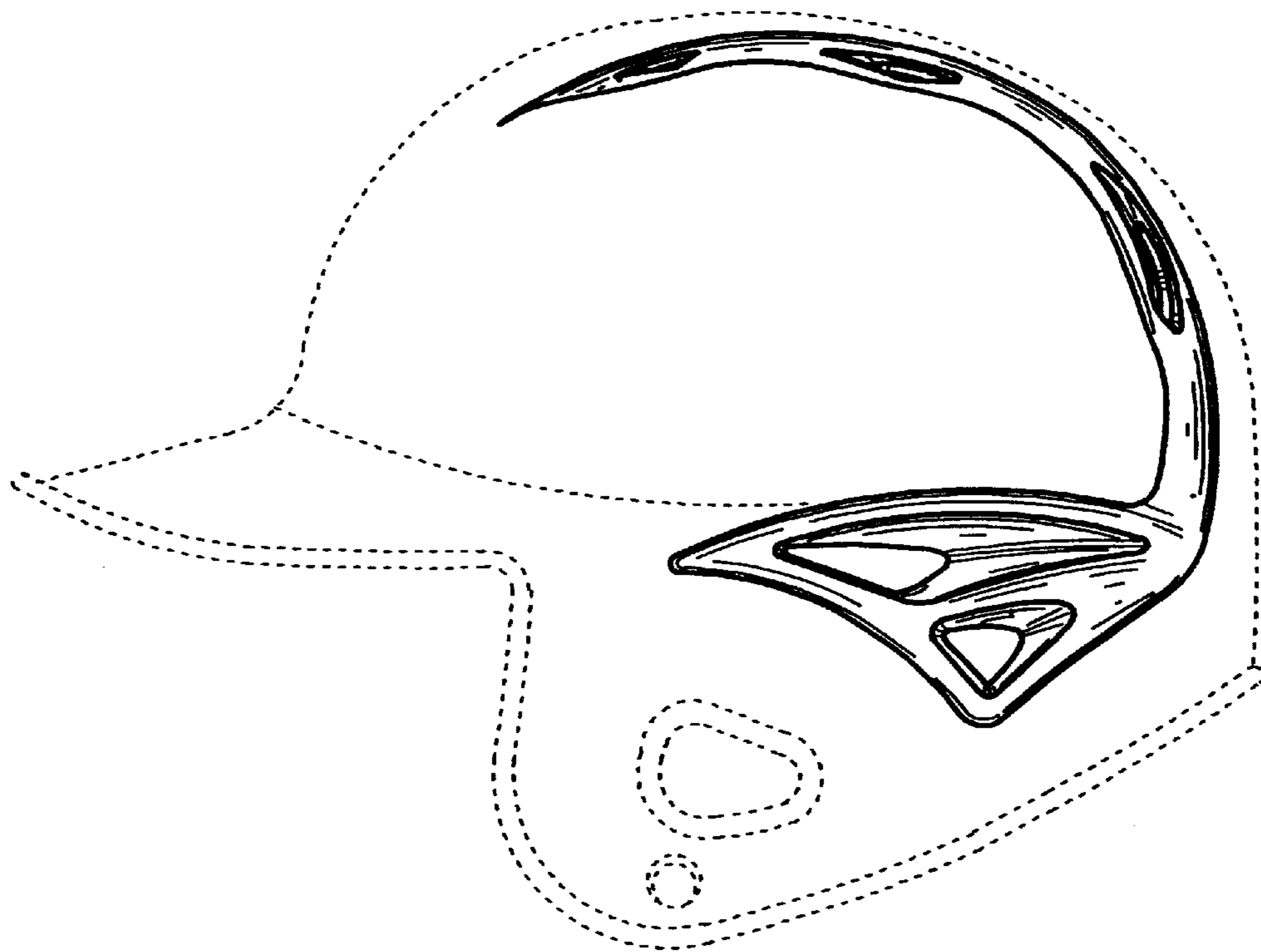


FIG.3

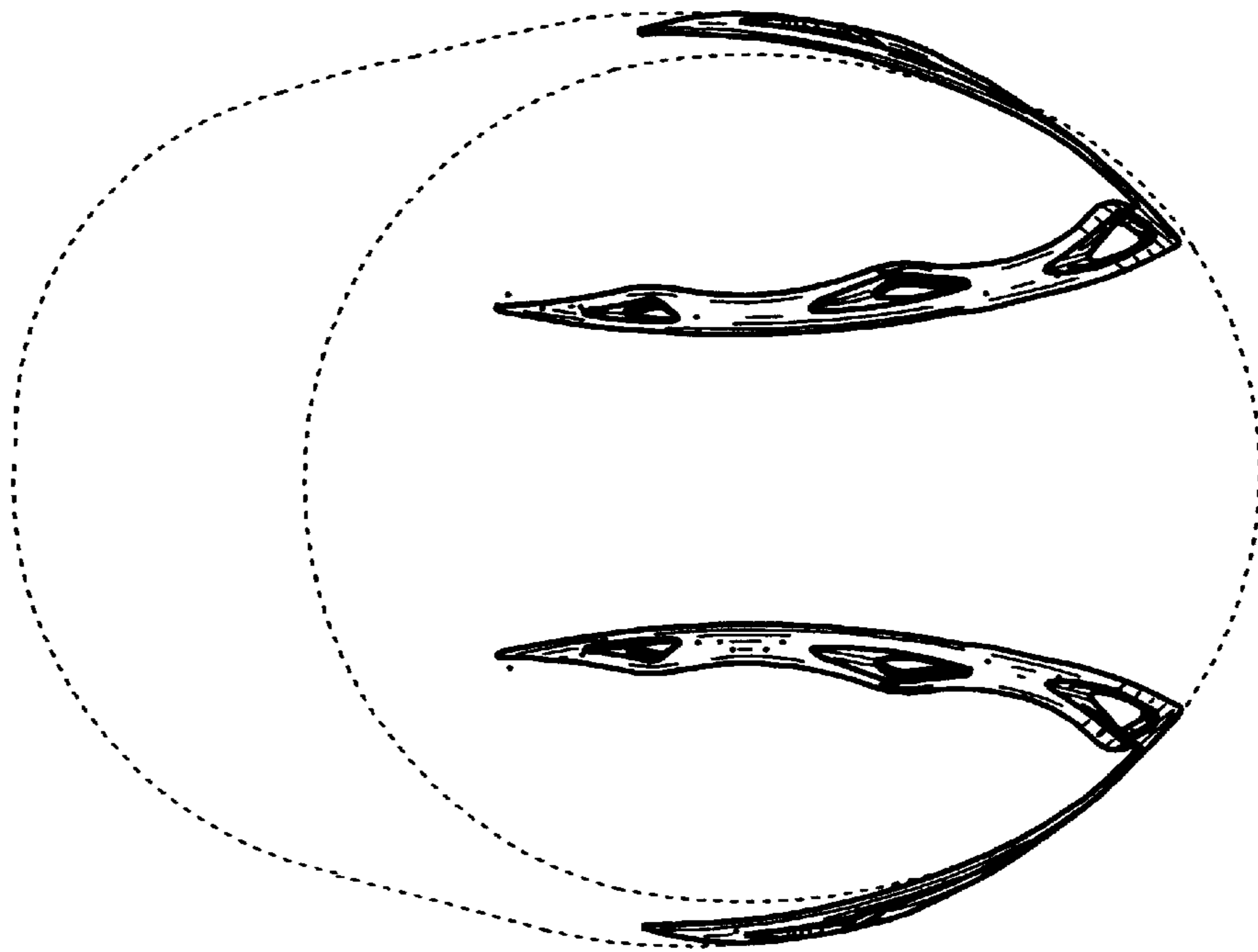


FIG.4

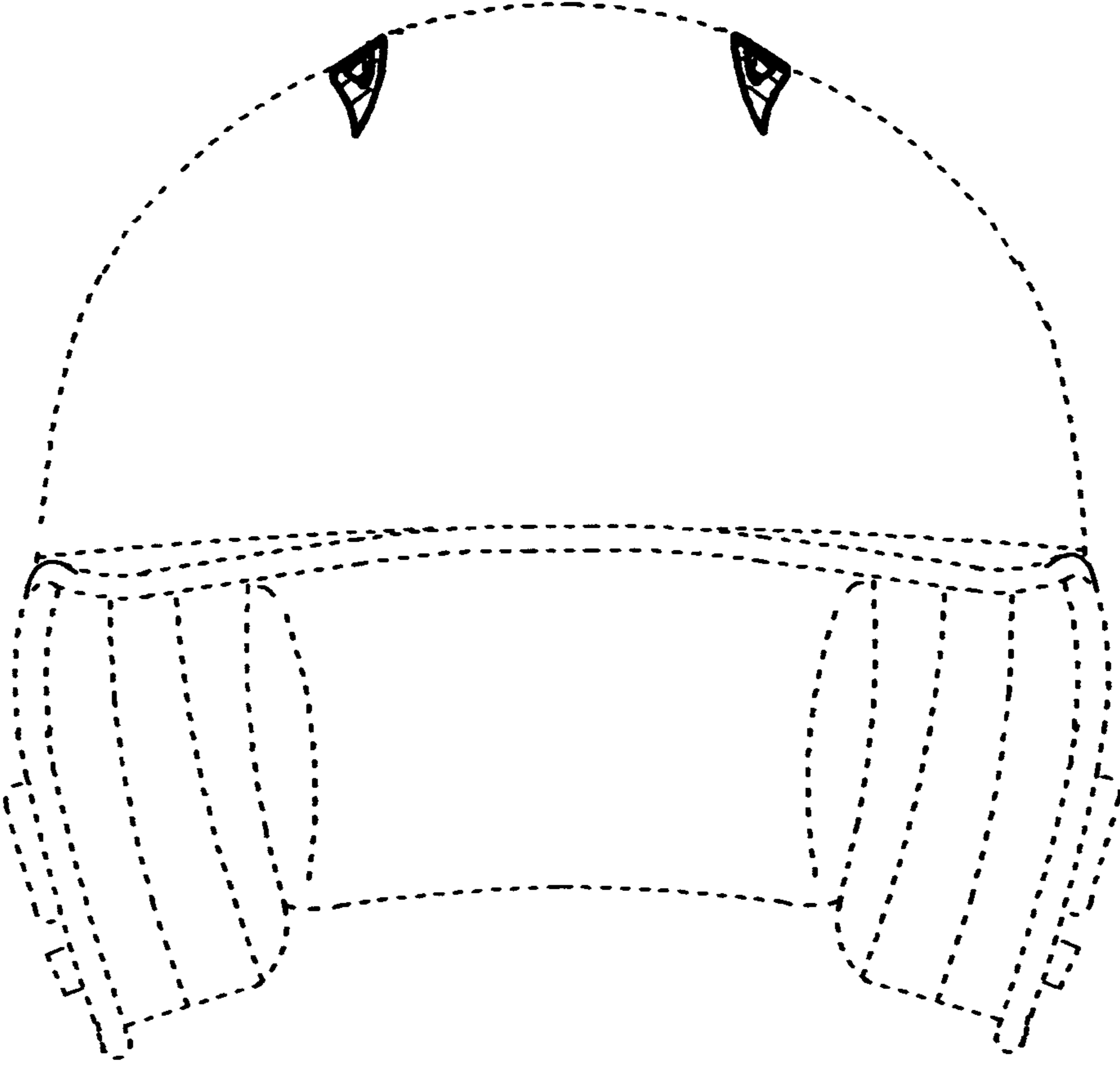


FIG.5

