

US00D509025S

(12) **United States Design Patent** (10) **Patent No.:** **US D509,025 S**
Wonderley et al. (45) **Date of Patent:** **** Aug. 30, 2005**

(54) **RAZOR**
 (75) Inventors: **Jeffrey W. Wonderley**, Fort Defiance, VA (US); **Neil Stephen White**, Nottinghamshire (GB); **Steven Wagstaff**, Nottinghamshire (GB)

5,687,485 A 11/1997 Shurtleff et al.
 D403,113 S 12/1998 Kohring et al.
 D407,529 S 3/1999 May
 D414,298 S * 9/1999 Pennella et al. D28/48
 D446,884 S 8/2001 Kohring et al.
 6,473,970 B1 11/2002 Prochaska
 D491,311 S 6/2004 Follo
 D499,511 S * 12/2004 Wakayama D28/46
 2002/0157258 A1 10/2002 Curran

(73) Assignee: **American Safety Razor Company**, Verona, VA (US)

(**) Term: **14 Years**

(21) Appl. No.: **29/207,041**

(22) Filed: **Jun. 9, 2004**

(51) **LOC (8) Cl.** **28-03**

(52) **U.S. Cl.** **D28/46**

(58) **Field of Search** D28/44-48; 30/32, 30/34.05, 34.1, 34.2, 47-50, 51, 77, 526, 527, 530, 532, 533, 534, 538

FOREIGN PATENT DOCUMENTS

AU	126189 S	3/1996
AU	134197 S	1/1998
AU	136996 S	4/1999
AU	138190 S	8/1999
AU	139097 S	12/1999
AU	139313 S	12/1999
GB	Des 1044173	4/1989
GB	03-267735	11/1991
GB	05-000191	1/1993
GB	Des 2033960	2/1994
GB	Des 2033964	2/1994
GB	Des 2049305	12/1995

(56) **References Cited**

U.S. PATENT DOCUMENTS

1,117,953 A	11/1914	Crandell
2,156,559 A	5/1939	Young et al.
2,405,577 A	8/1946	Holder
2,636,262 A	4/1953	Fisk
3,413,720 A	12/1968	Mullen
3,583,262 A	6/1971	Mullen
3,815,227 A	6/1974	Hood
D249,968 S	10/1978	Kiraly
D250,130 S	10/1978	Douglas
D253,726 S	12/1979	Schuman et al.
4,205,437 A	6/1980	Chen et al.
4,328,615 A	5/1982	Bowman et al.
D269,915 S	7/1983	Iten et al.
4,403,414 A	9/1983	Kiraly et al.
D279,613 S	7/1985	Hannemann
4,624,051 A	11/1986	Aprille, Jr. et al.
4,777,722 A	10/1988	Trotta
D355,049 S	1/1995	Yasui
D364,706 S	11/1995	Corcoran
D381,121 S	7/1997	Shurtleff et al.
D386,821 S	11/1997	Shurtleff et al.

(Continued)

Primary Examiner—Jennifer Rivard
 (74) *Attorney, Agent, or Firm*—McDermott Will & Emery LLP

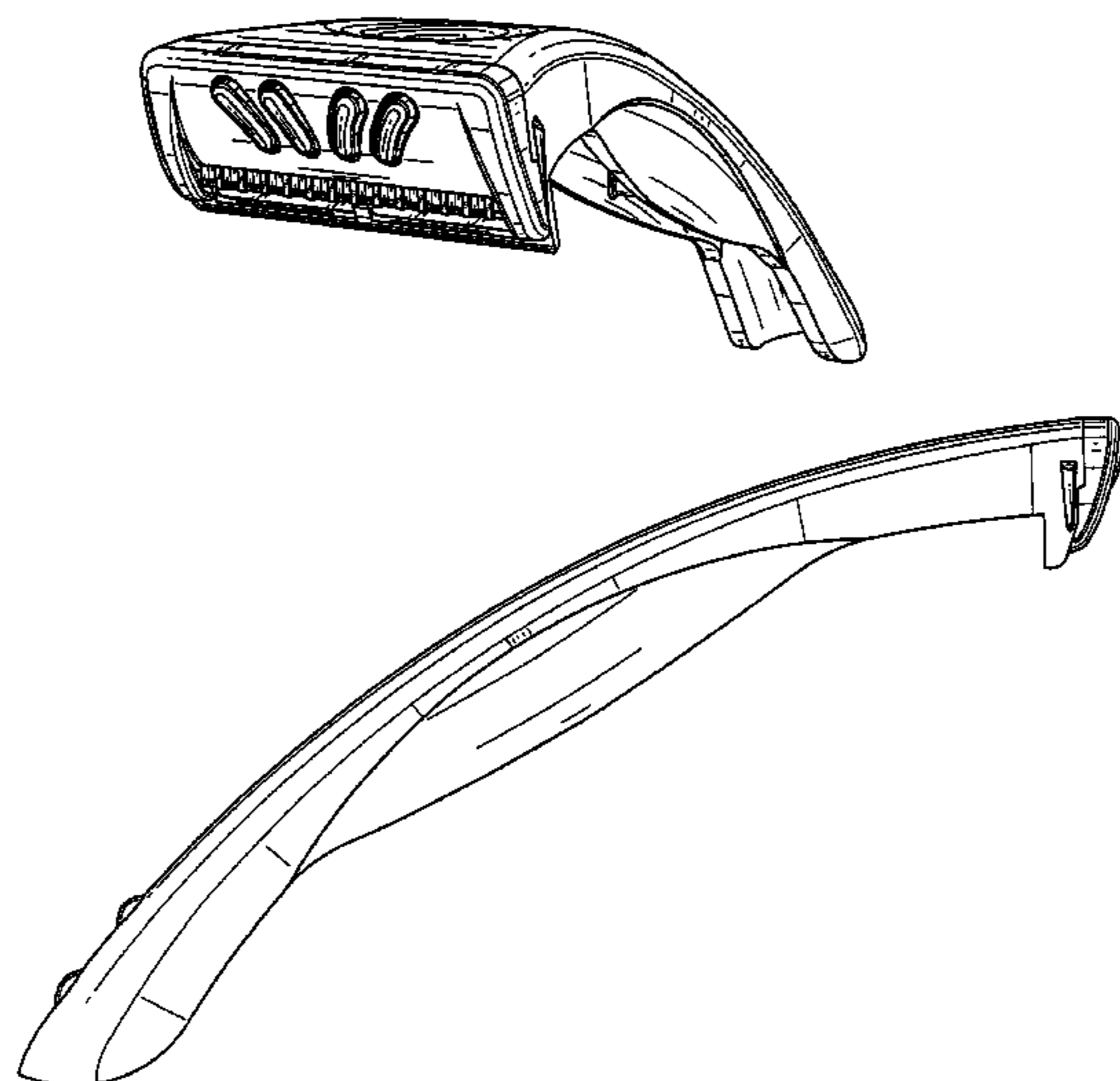
(57) **CLAIM**

The ornamental design for the razor, substantially as shown and described.

DESCRIPTION

FIG. 1 is a front perspective view of the razor showing the new design;
 FIG. 2 is a front view of the razor;
 FIG. 3 is a rear view of the razor;
 FIG. 4 is a side view of the razor;
 FIG. 5 is another side view of the razor;
 FIG. 6 is a top view of the razor; and,
 FIG. 7 is a bottom view of the razor.

1 Claim, 7 Drawing Sheets



FOREIGN PATENT DOCUMENTS					
			JP	11-300064	11/1999
			JP	11-300065	11/1999
			JP	11-319345	11/1999
			JP	11-319346	11/1999
			JP	2000-093669	4/2000
			JP	2000-126480	5/2000
			JP	2000-262777	9/2000
			JP	2000-279224	10/2000
			JP	2000-308770	11/2000
			JP	2000-308771	11/2000
			JP	2000-312782	11/2000
			JP	2000-334184	12/2000
			JP	2001-002132	1/2001
			JP	2001-079281	3/2001
			JP	2001-113064	4/2001
			JP	2001-113065	4/2001
			JP	2001-187283	7/2001
			JP	2002-085865	3/2002
			JP	2002-224470	8/2002
			JP	2002-325985	11/2002
			JP	2002-024662	1/2003
			JP	2003-024660	1/2003
			JP	2003-181168	7/2003
			JP	2003-236272	8/2003
			JP	2003-299891	10/2003
GB	Des 2060650	10/1997			
GB	Des 2083497	7/1999			
GB	Des. 2106397	8/2002			
JP	02-142588	5/1990			
JP	03-075082	3/1991			
JP	05-000192	1/1993			
JP	05-076662	3/1993			
JP	05-084365	4/1993			
JP	06-047174	2/1994			
JP	06-105971	4/1994			
JP	06-126046	5/1994			
JP	06-154437	6/1994			
JP	07-000650	1/1995			
JP	07-148363	6/1995			
JP	07-303767	11/1995			
JP	08-038752	2/1996			
JP	08-098965	4/1996			
JP	09-187585	7/1997			
JP	09-262383	10/1997			
JP	09-285662	11/1997			
JP	09-285663	11/1997			
JP	10-043444	2/1998			
JP	10-099563	4/1998			
JP	10-230087	9/1998			
JP	11-146987	6/1999			
JP	11-156069	6/1999			

* cited by examiner

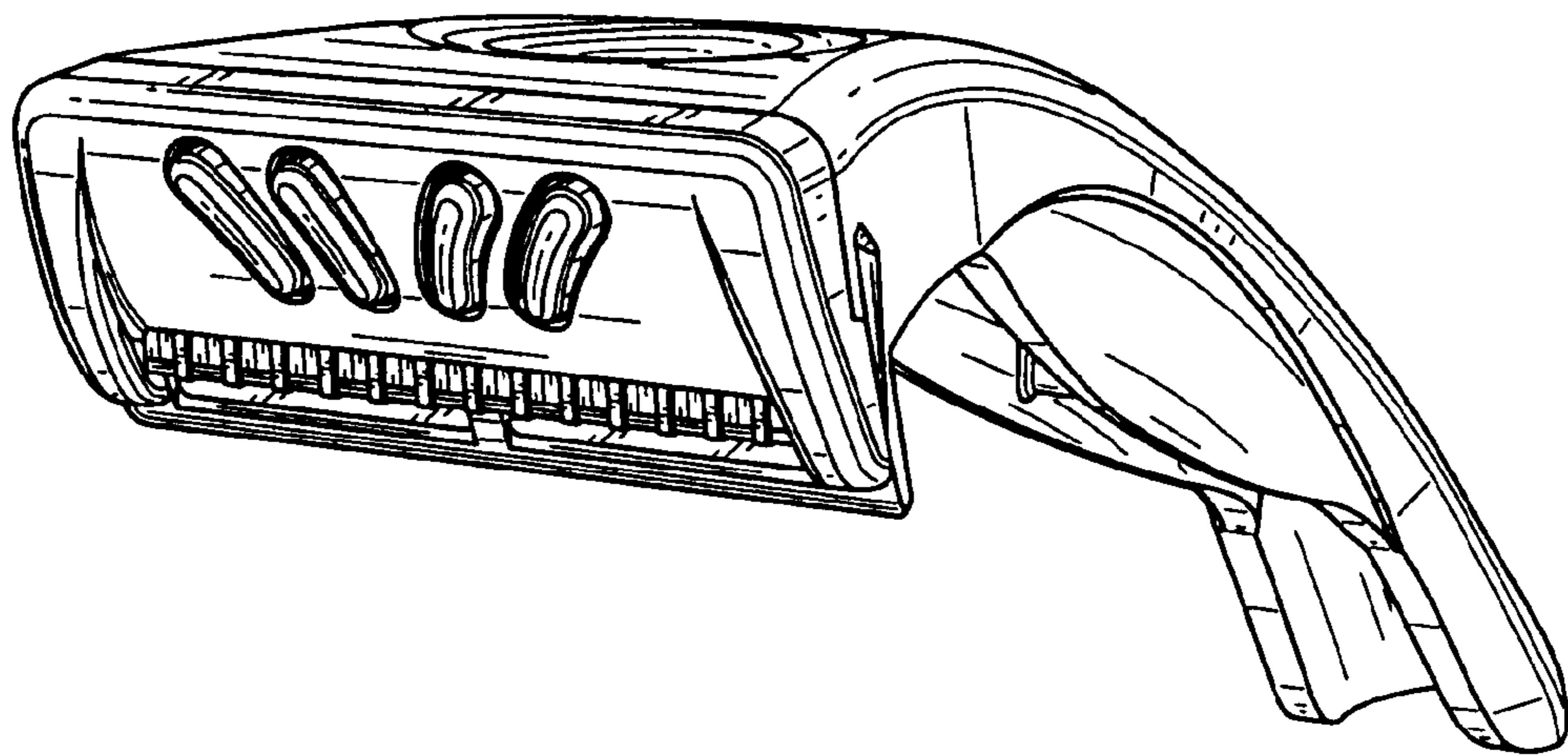


FIG. 1

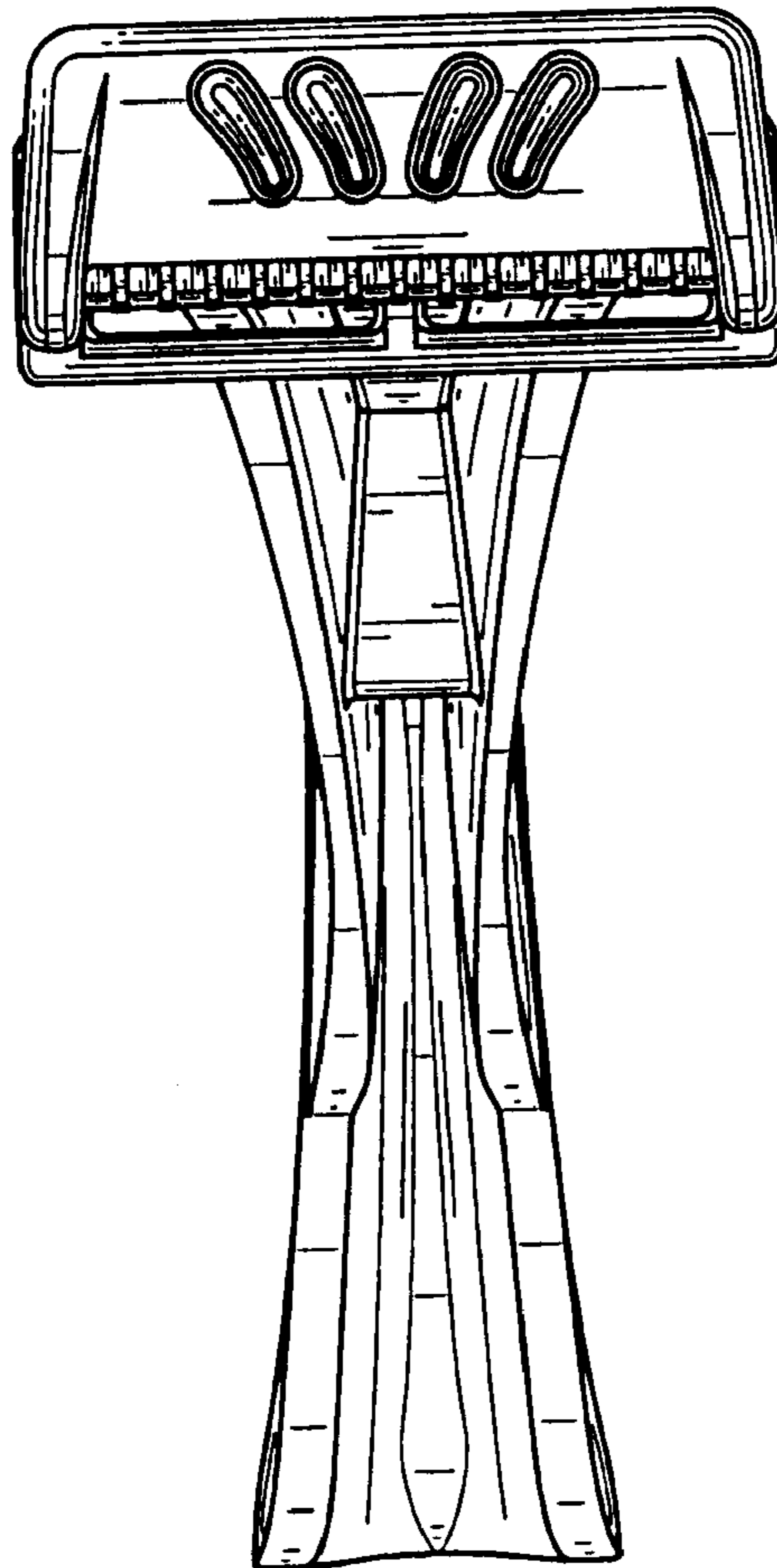


FIG. 2

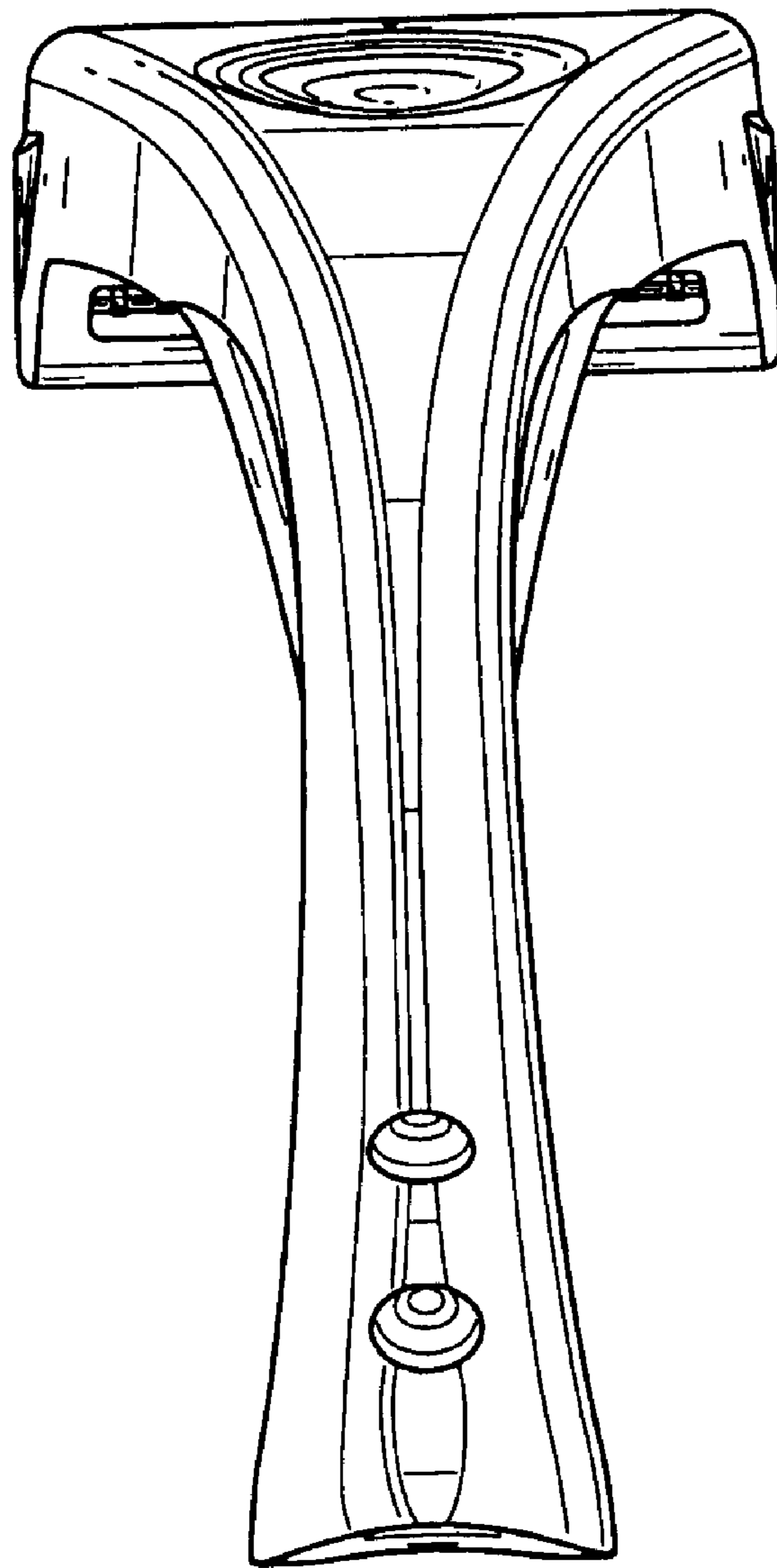


FIG. 3




FIG. 4

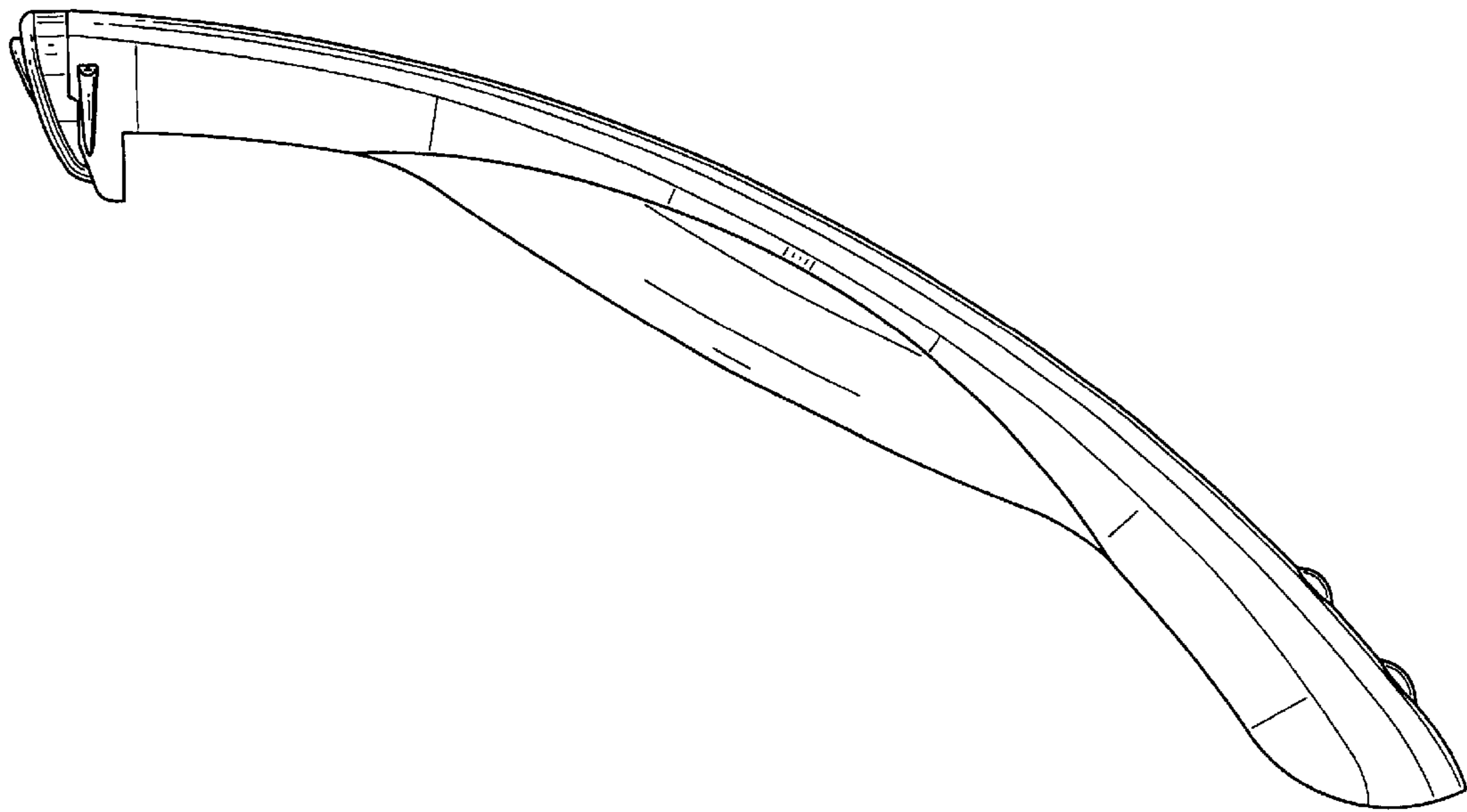


FIG. 5

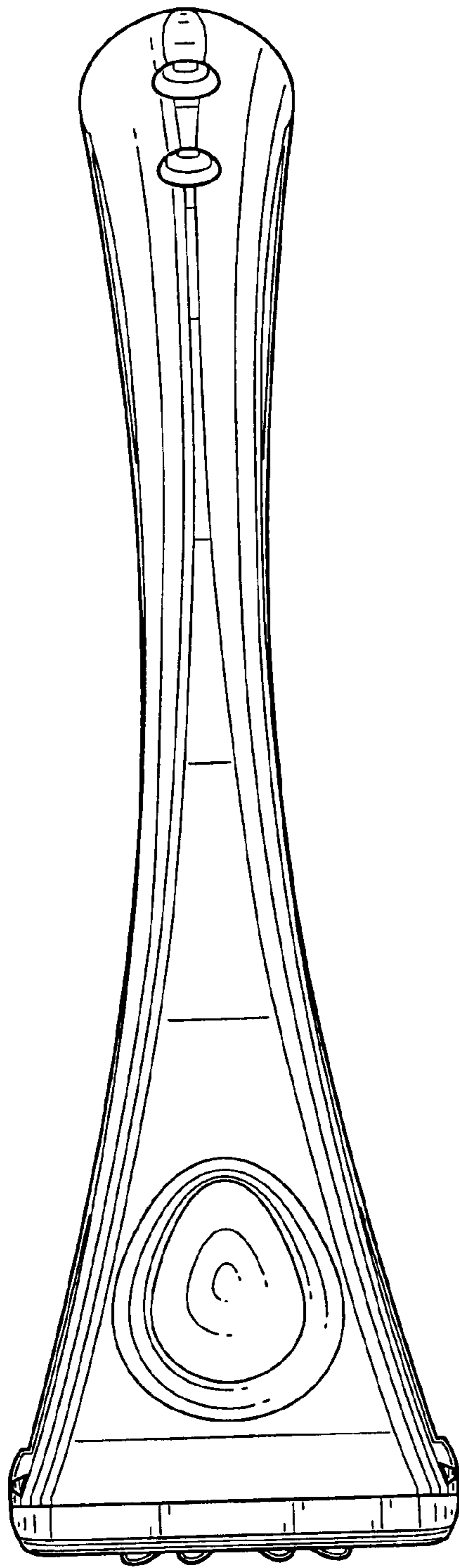


FIG. 6

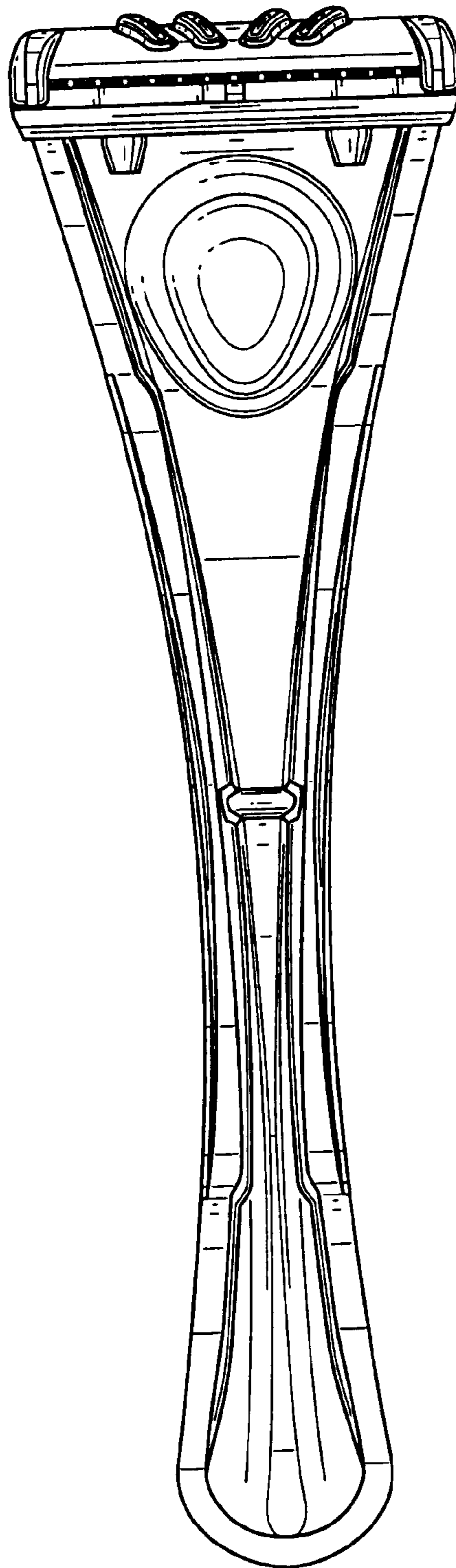


FIG. 7