

US00D509010S

(12) **United States Design Patent** (10) **Patent No.:** **US D509,010 S**
Kovacik et al. (45) **Date of Patent:** **** Aug. 30, 2005**

(54) **LED UTILITY LIGHT**

(75) Inventors: **James D. Kovacik**, Brecksville, OH (US); **Paul S. Blanch**, Broadview Heights, OH (US); **Joseph J. Smith**, Wooster, OH (US)

(73) Assignee: **Alert Safety Lite Products Co, Inc.**, Bedford Heights, OH (US)

(**) Term: **14 Years**

(21) Appl. No.: **29/210,017**

(22) Filed: **Jul. 26, 2004**

(51) **LOC (8) Cl.** **26-02**

(52) **U.S. Cl.** **D26/44**

(58) **Field of Search** D26/37-50; 362/157, 362/158, 171-174, 183-208

(56) **References Cited**

U.S. PATENT DOCUMENTS

D135,092 S	2/1943	Biller	
4,262,327 A	4/1981	Kovacik et al.	
5,436,815 A	7/1995	Grooms et al.	
5,765,941 A	6/1998	Vest	
5,921,658 A	7/1999	Kovacik et al.	
D421,143 S	2/2000	Kovacik et al.	
6,176,592 B1	1/2001	Kovacik et al.	
6,534,926 B1	3/2003	Miller et al.	
D483,508 S	* 12/2003	Galvez D26/44

D483,893 S	* 12/2003	Galvez D26/44
6,663,265 B2	12/2003	Kovacik et al.	
D502,276 S	* 2/2005	Kovacik et al. D26/44
2003/0179572 A1	9/2003	Schnell	

OTHER PUBLICATIONS

Ferret Worklite AC, Jun. 4, 2002, www.ferretinstruments.com.

Bayco SL-2105, Bayco SL-2106, Apr. 1, 2003, www.budgetlighting.com.

* cited by examiner

Primary Examiner—Marcus A. Jackson

(74) *Attorney, Agent, or Firm*—Butzel Long

(57) **CLAIM**

The ornamental design for a LED utility light, as shown and described.

DESCRIPTION

FIG. 1 is a front perspective view of a LED utility light of the present invention;

FIG. 2 is a left side elevation view thereof;

FIG. 3 is a front elevation view thereof;

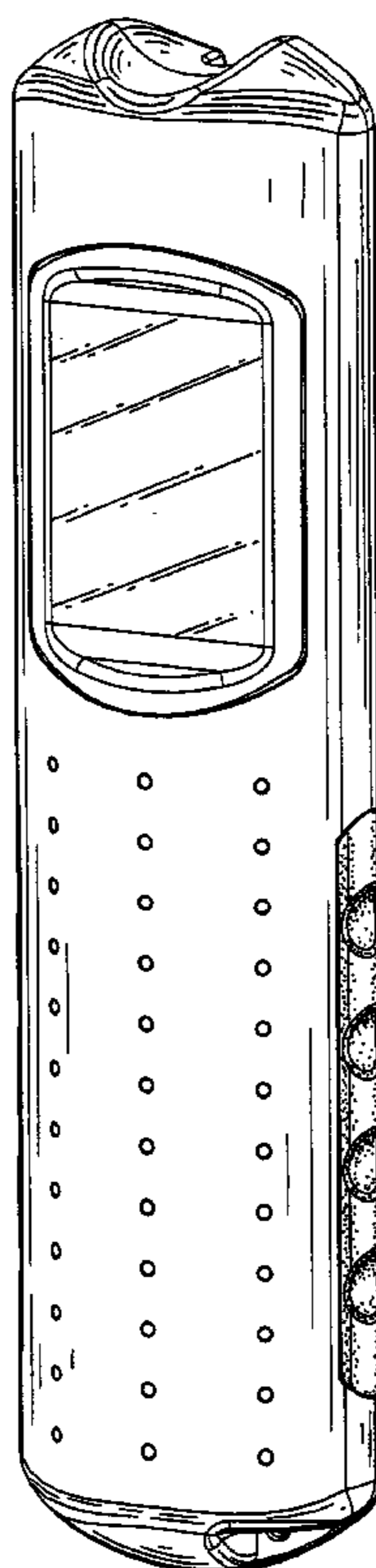
FIG. 4 is a right side elevation view thereof;

FIG. 5 is a rear elevation view thereof;

FIG. 6 is a top plan view thereof; and,

FIG. 7 is a bottom plan view thereof.

1 Claim, 4 Drawing Sheets



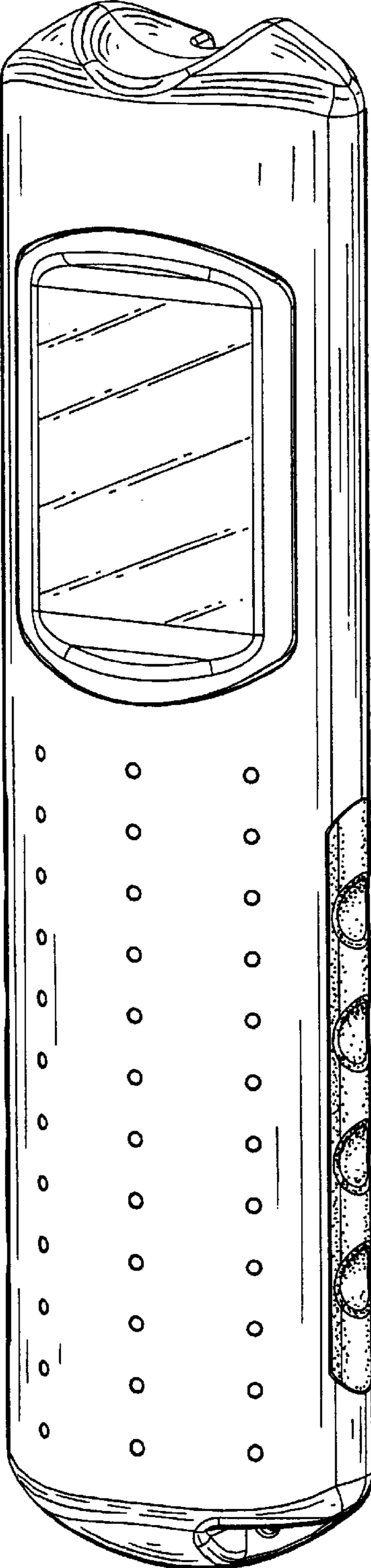


FIG. 1

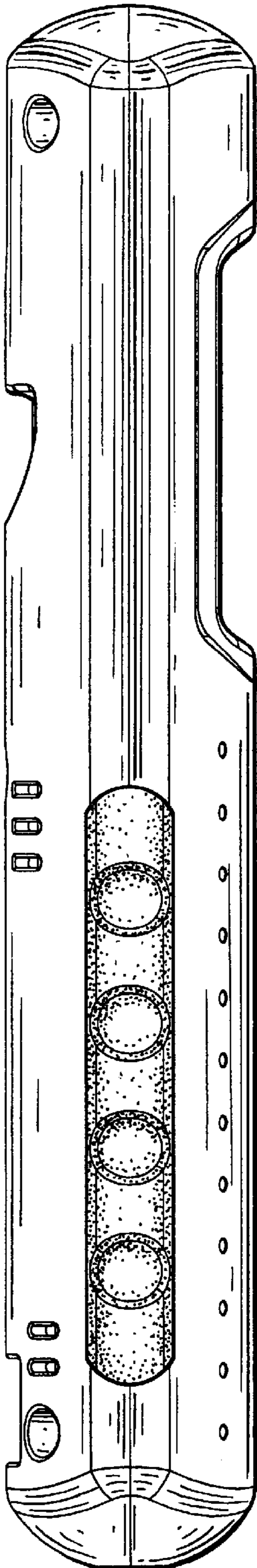


FIG. 2

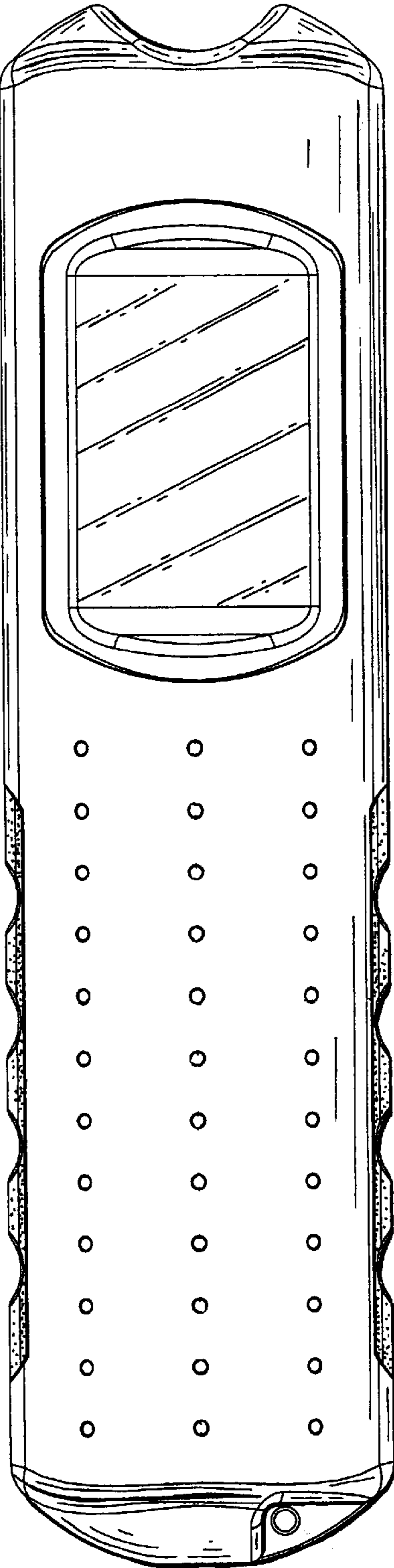


FIG. 3

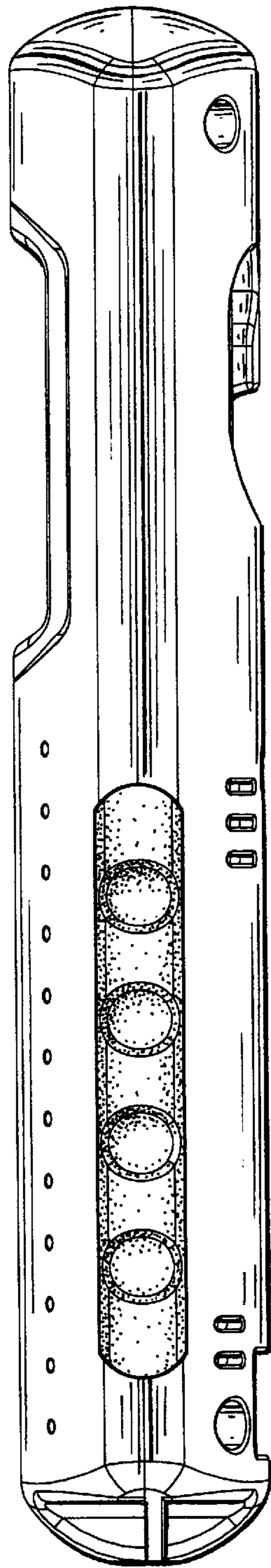


FIG. 4

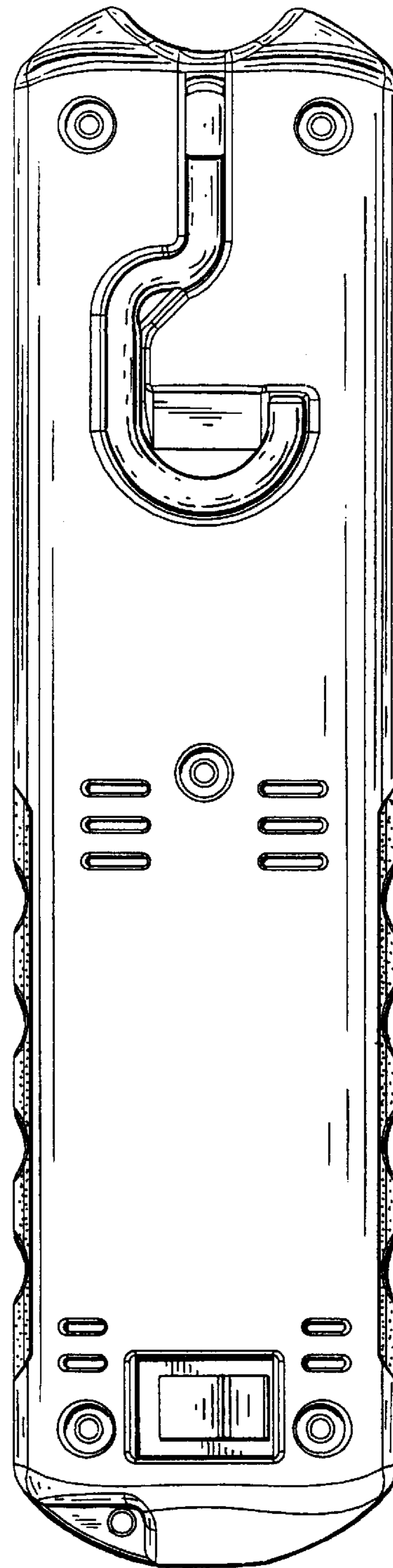


FIG. 5

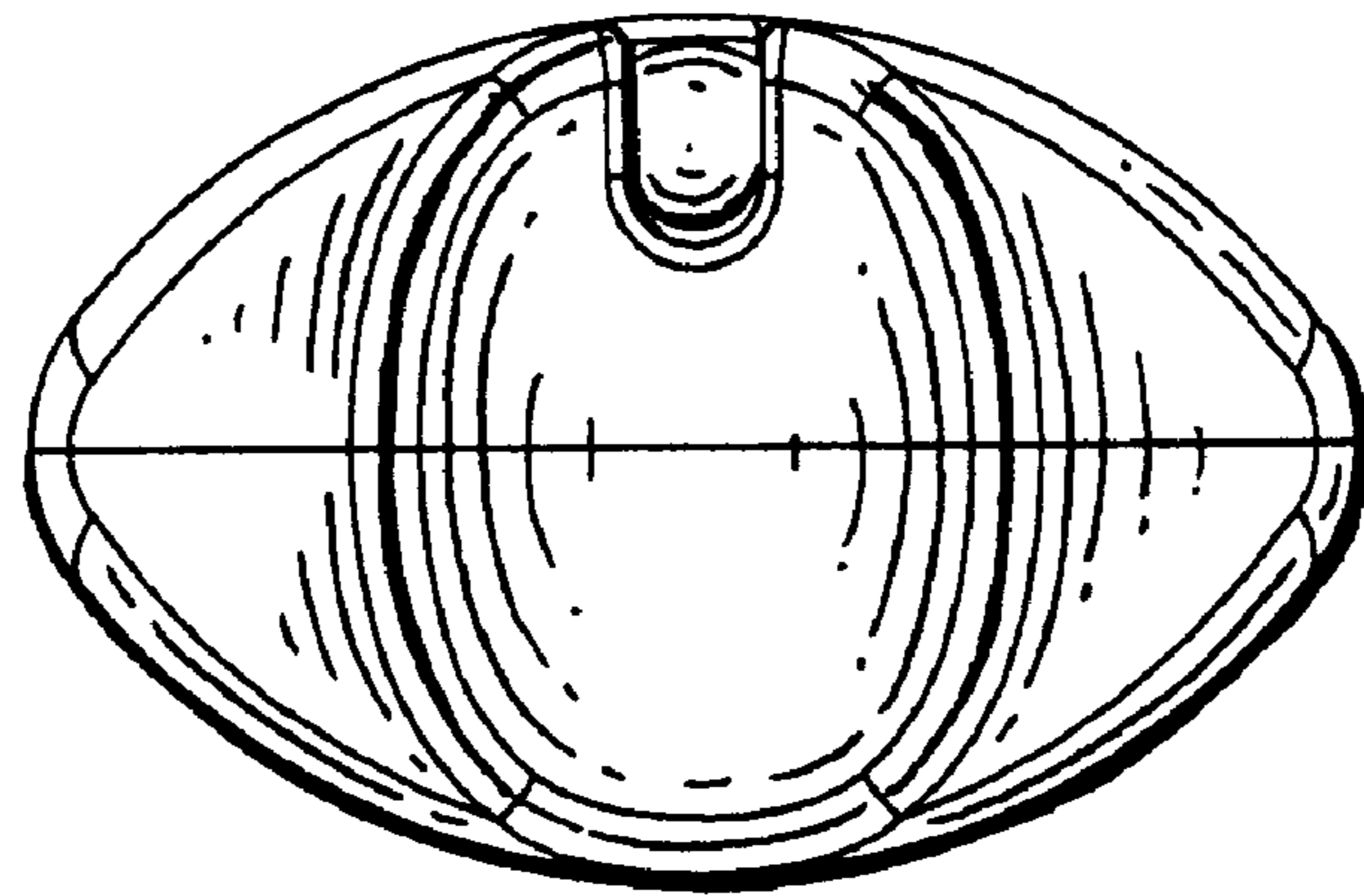


FIG. 6

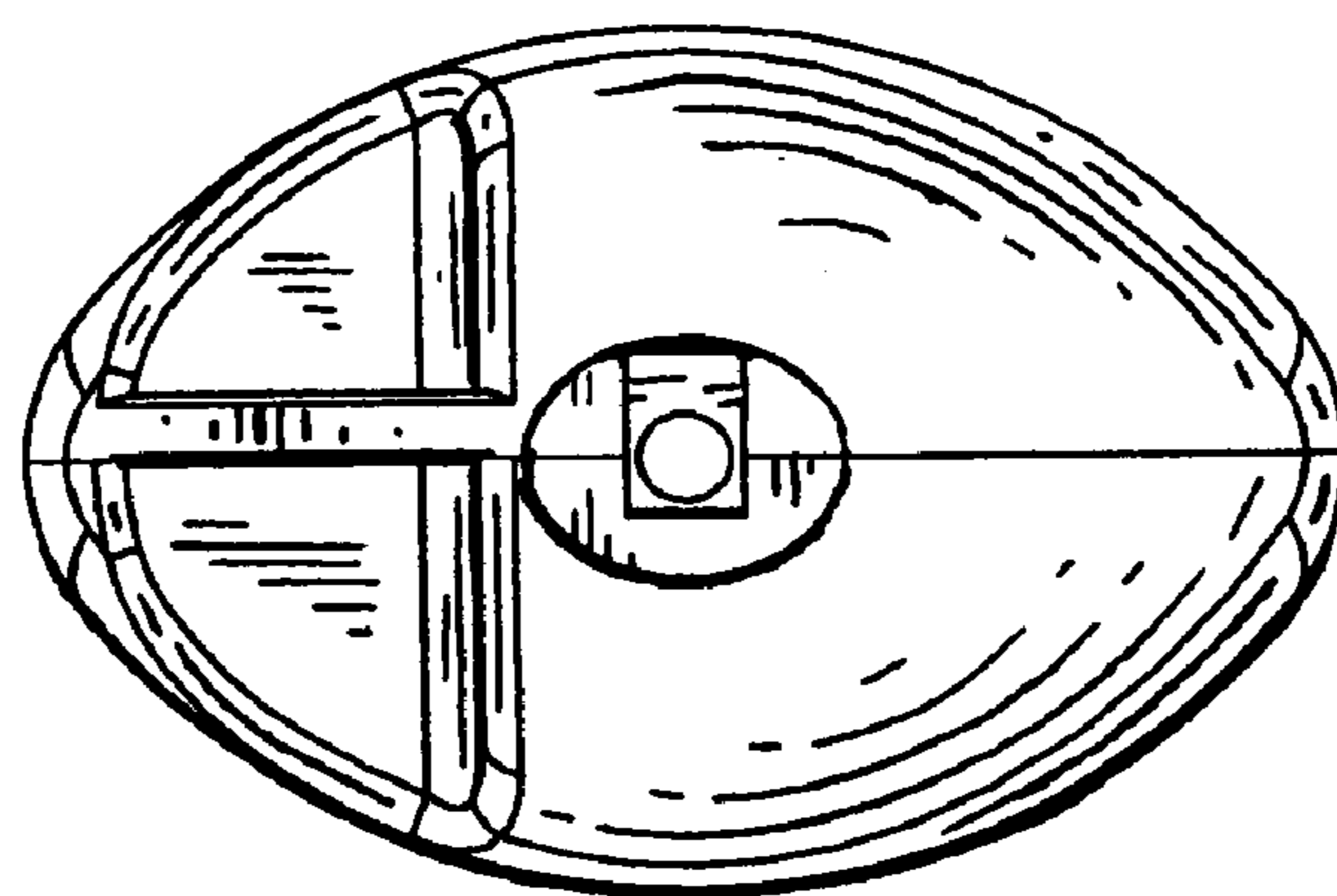


FIG. 7