

US00D509000S

(12) **United States Design Patent**  
**Barnes**

(10) **Patent No.:** **US D509,000 S**

(45) **Date of Patent:** **\*\* Aug. 30, 2005**

(54) **TOOTH ORGANIZER TRAY**

(75) **Inventor:** **Richard Barnes, Sandy, UT (US)**

(73) **Assignee:** **Dr. Dick Barnes Group, Sandy, UT (US)**

(\*\*) **Term:** **14 Years**

(21) **Appl. No.:** **29/208,073**

(22) **Filed:** **Jun. 22, 2004**

**Related U.S. Application Data**

(63) Continuation-in-part of application No. 10/841,980, filed on May 6, 2004.

(51) **LOC (8) Cl.** ..... **24-02**

(52) **U.S. Cl.** ..... **D24/229; D24/176; D24/227**

(58) **Field of Search** ..... **D24/227, 229, D24/176, 180, 181; D28/73; 128/861; 433/26, 226, 77, 79, 59; 206/83, 63.5, 379, 784; D9/504**

(56) **References Cited**

**U.S. PATENT DOCUMENTS**

3,485,344 A \* 12/1969 Aylott ..... 206/784  
4,694,956 A 9/1987 Sims

4,991,759 A 2/1991 Scharf  
5,249,963 A 10/1993 McGarrigle  
5,749,730 A 5/1998 Johnsen et al.  
5,823,773 A 10/1998 Brysch  
5,941,247 A \* 8/1999 Keane ..... 128/861  
6,182,820 B1 \* 2/2001 Rathbauer ..... 433/26

\* cited by examiner

*Primary Examiner*—Cathy Anne MacCormac

*Assistant Examiner*—Melanie Levy

(74) *Attorney, Agent, or Firm*—Thorpe North & Western LLP

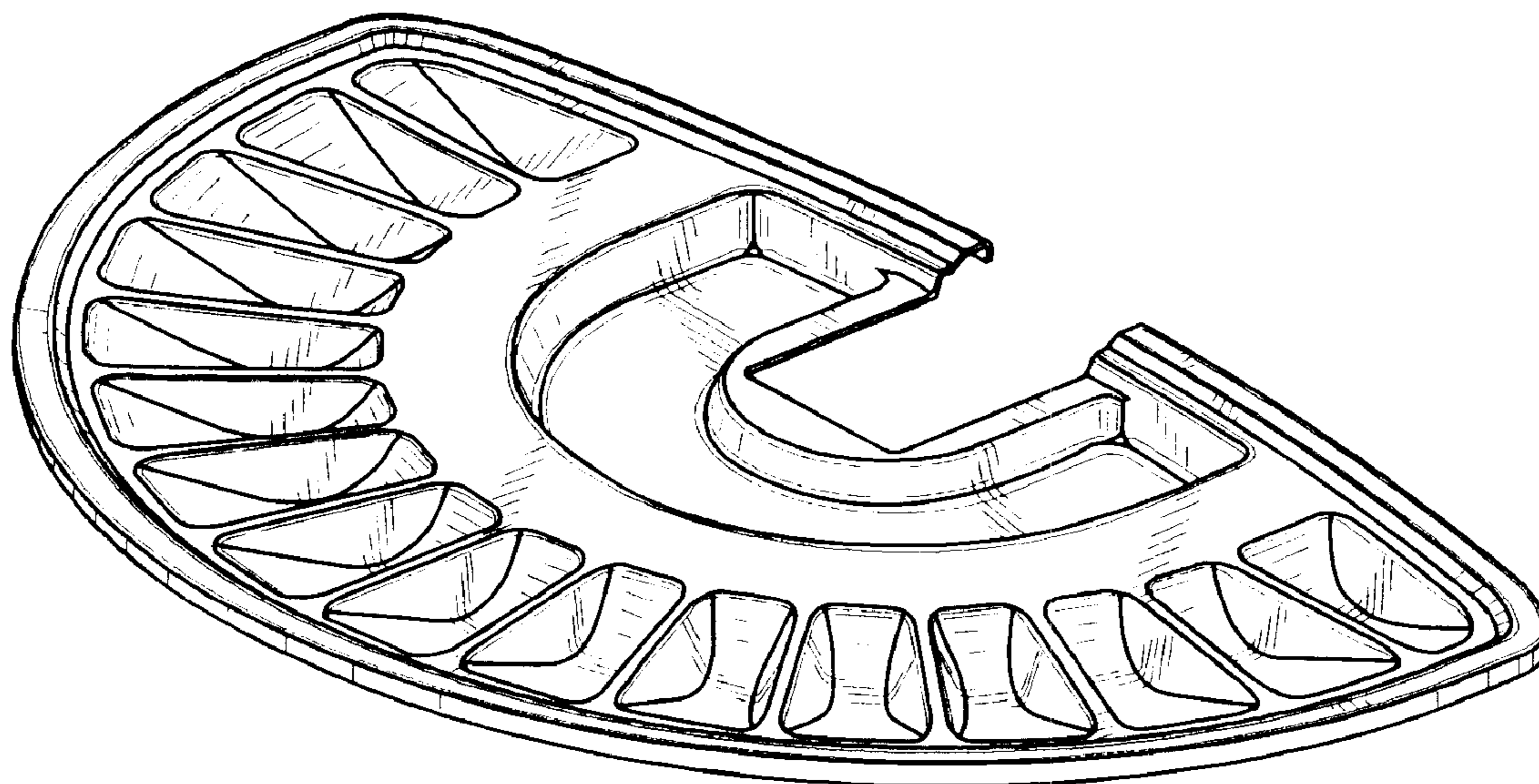
(57) **CLAIM**

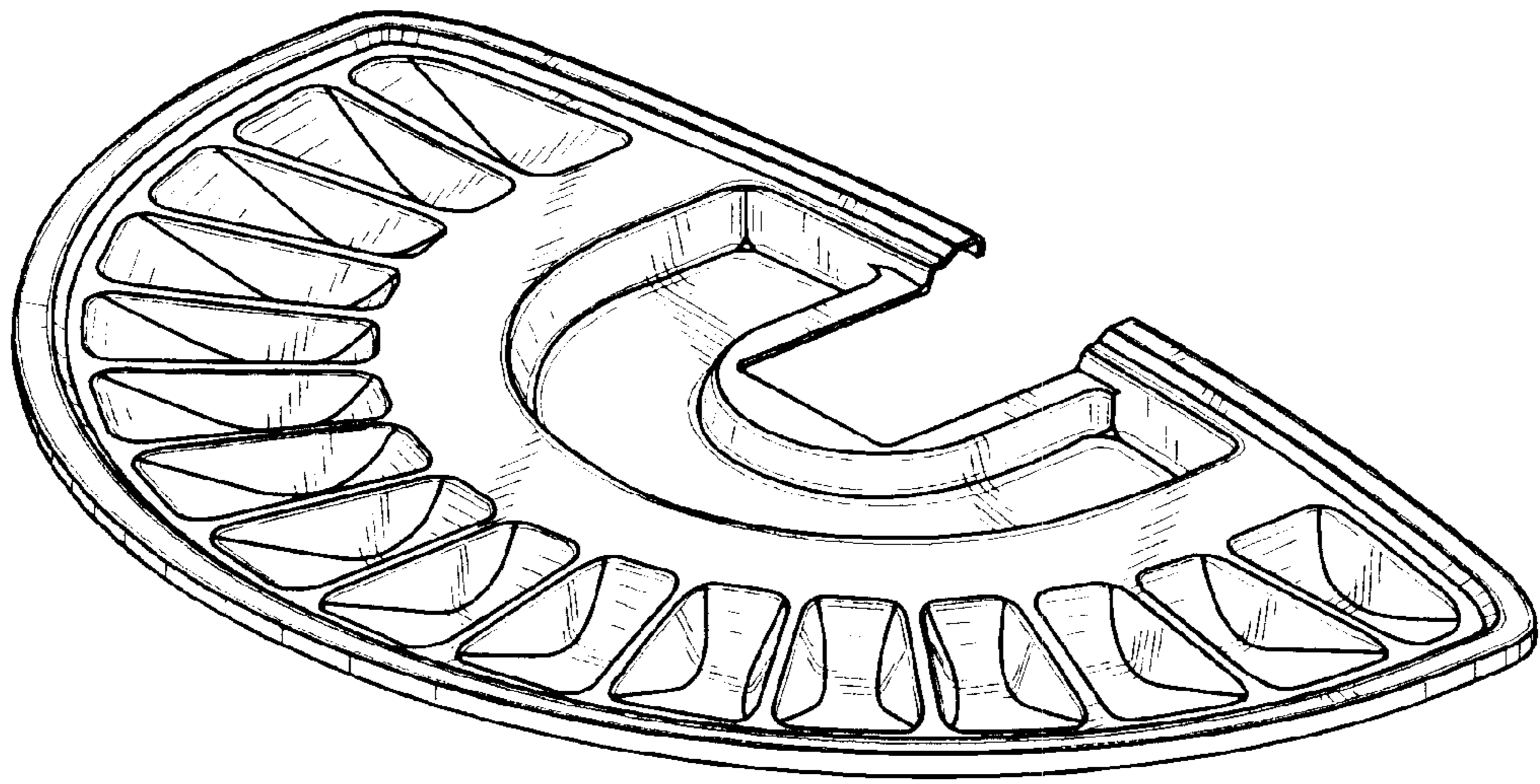
The ornamental design for a tooth organizer tray, as shown and described.

**DESCRIPTION**

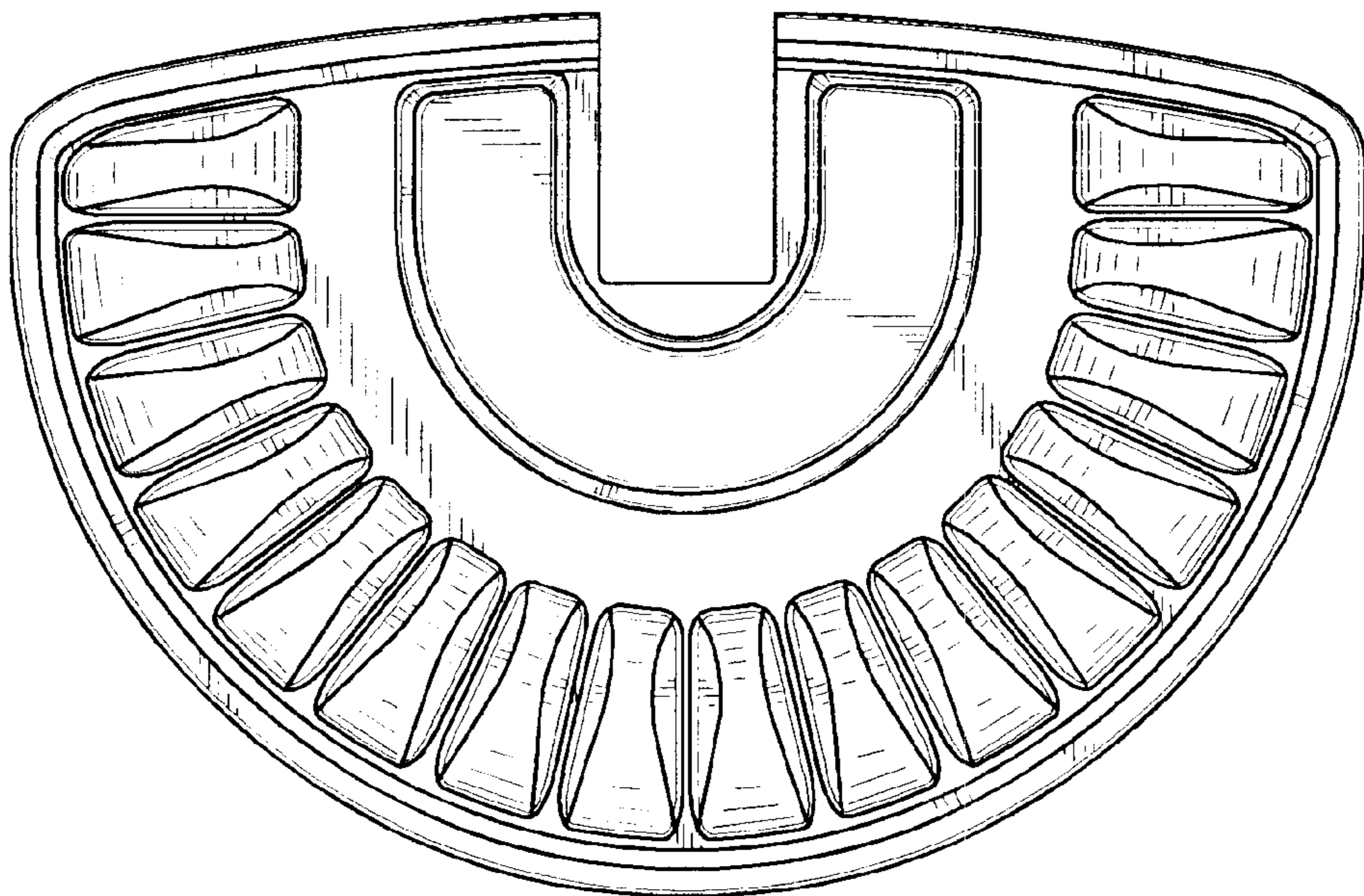
FIG. 1 is a perspective view of the tooth organizer tray in accordance with my invention;  
FIG. 2 is a top view thereof;  
FIG. 3 is a bottom view thereof;  
FIG. 4 is a front view thereof;  
FIG. 5 is a rear view thereof;  
FIG. 6 is a right side view thereof; and,  
FIG. 7 is a left side view thereof.

**1 Claim, 2 Drawing Sheets**

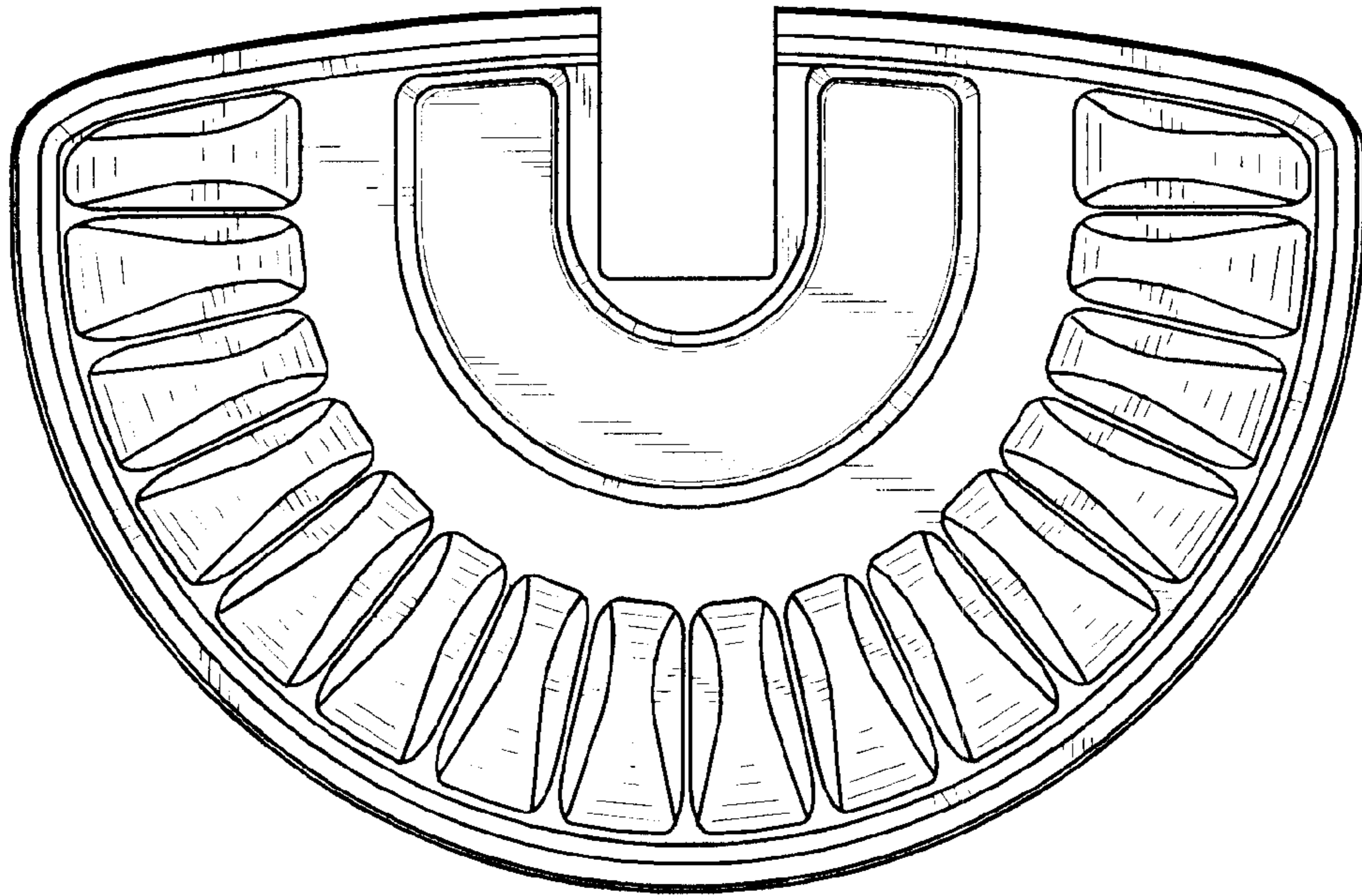




**FIG. 1**



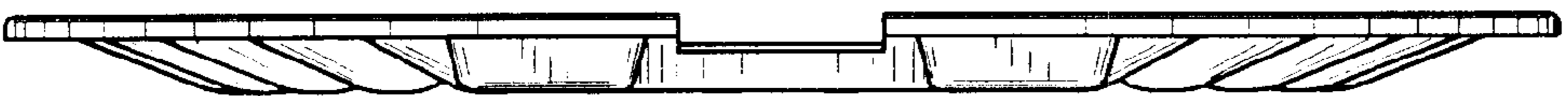
**FIG. 2**



**FIG. 3**



**FIG. 4**



**FIG. 5**



**FIG. 6**



**FIG. 7**