

US00D508992S

(12) **United States Design Patent** (10) **Patent No.:** **US D508,992 S**  
**Kahler et al.** (45) **Date of Patent:** **\*\* Aug. 30, 2005**

(54) **DIETARY SUPPLEMENT**

(75) Inventors: **Edward S. Kahler**, Anaheim, CA (US);  
**Aaron W. Crawford**, Los Angeles, CA (US)

(73) Assignee: **Access Business Group International LLC**, Ada, MI (US)

(\*\*) Term: **14 Years**

(21) Appl. No.: **29/204,829**

(22) Filed: **May 5, 2004**

(51) **LOC (8) Cl.** ..... **28-01**

(52) **U.S. Cl.** ..... **D24/102**

(58) **Field of Search** ..... D24/100, 101,  
D24/102, 103, 104; D28/8.1, 8.2; D1/112,  
108; 424/732, 439, 451, 464, 467, 468;  
426/78; D9/335; D21/440

(56) **References Cited**

**U.S. PATENT DOCUMENTS**

D123,407 S	*	11/1940	Leonard	.....	D28/8.2
D215,248 S	*	9/1969	Viitanen	.....	D28/8.2
D216,459 S	*	1/1970	Viitanen	.....	D9/335
D252,054 S	*	6/1979	Carles	.....	D28/8.1
D281,103 S	*	10/1985	Martin et al.	.....	D24/102
D432,641 S	*	10/2000	Burrows	.....	D24/101
D433,750 S	*	11/2000	Burrows	.....	D24/101
D434,136 S	*	11/2000	Burrows	.....	D24/101
D437,407 S	*	2/2001	Burrows	.....	D24/101

D470,933 S	2/2003	Harris	
D471,270 S	3/2003	Williams et al.	
D475,451 S	6/2003	Bell et al.	
D475,452 S	6/2003	Hessom et al.	
D477,066 S	* 7/2003	Lonczak et al.	..... D9/335

**OTHER PUBLICATIONS**

Nutrilite Website, [www.nutrilite.com](http://www.nutrilite.com), Apr. 2, 2004.

\* cited by examiner

*Primary Examiner*—Charles A. Rademaker

(74) *Attorney, Agent, or Firm*—Warner Norcross & Judd

(57) **CLAIM**

The ornamental design for dietary supplement, as shown and described.

**DESCRIPTION**

FIG. 1 is a perspective view of the dietary supplement embodying the new design;

FIG. 2 is a front elevational view thereof;

FIG. 3 is a right side elevational view thereof;

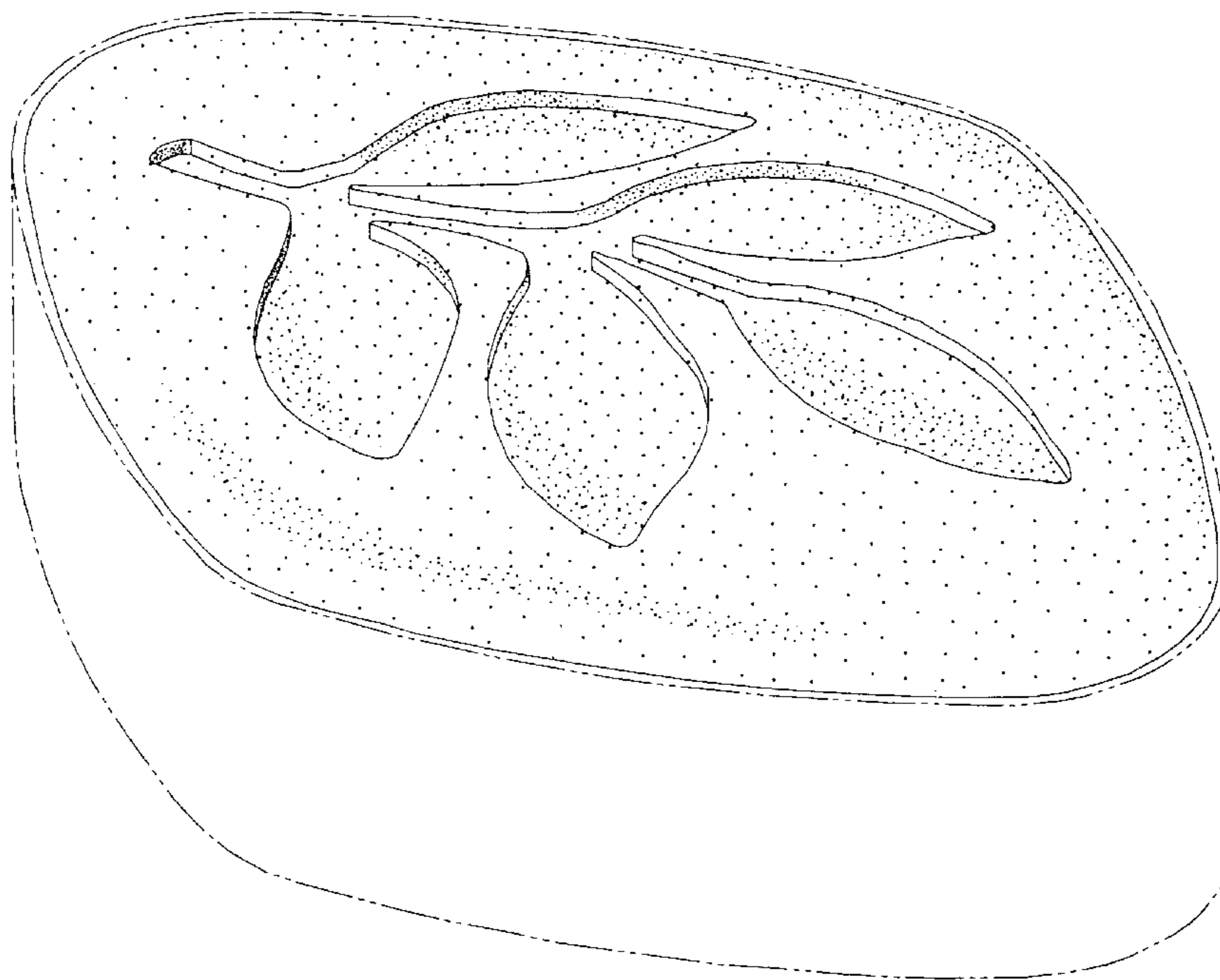
FIG. 4 is a left side elevational view thereof;

FIG. 5 is a top elevational view thereof; and,

FIG. 6 is a bottom elevational view thereof.

FIGS. 1–6 show portions of the dietary supplement in broken lines. The portions shown in broken lines are shown for environmental purposes and do not form any part of the claimed design.

**1 Claim, 4 Drawing Sheets**



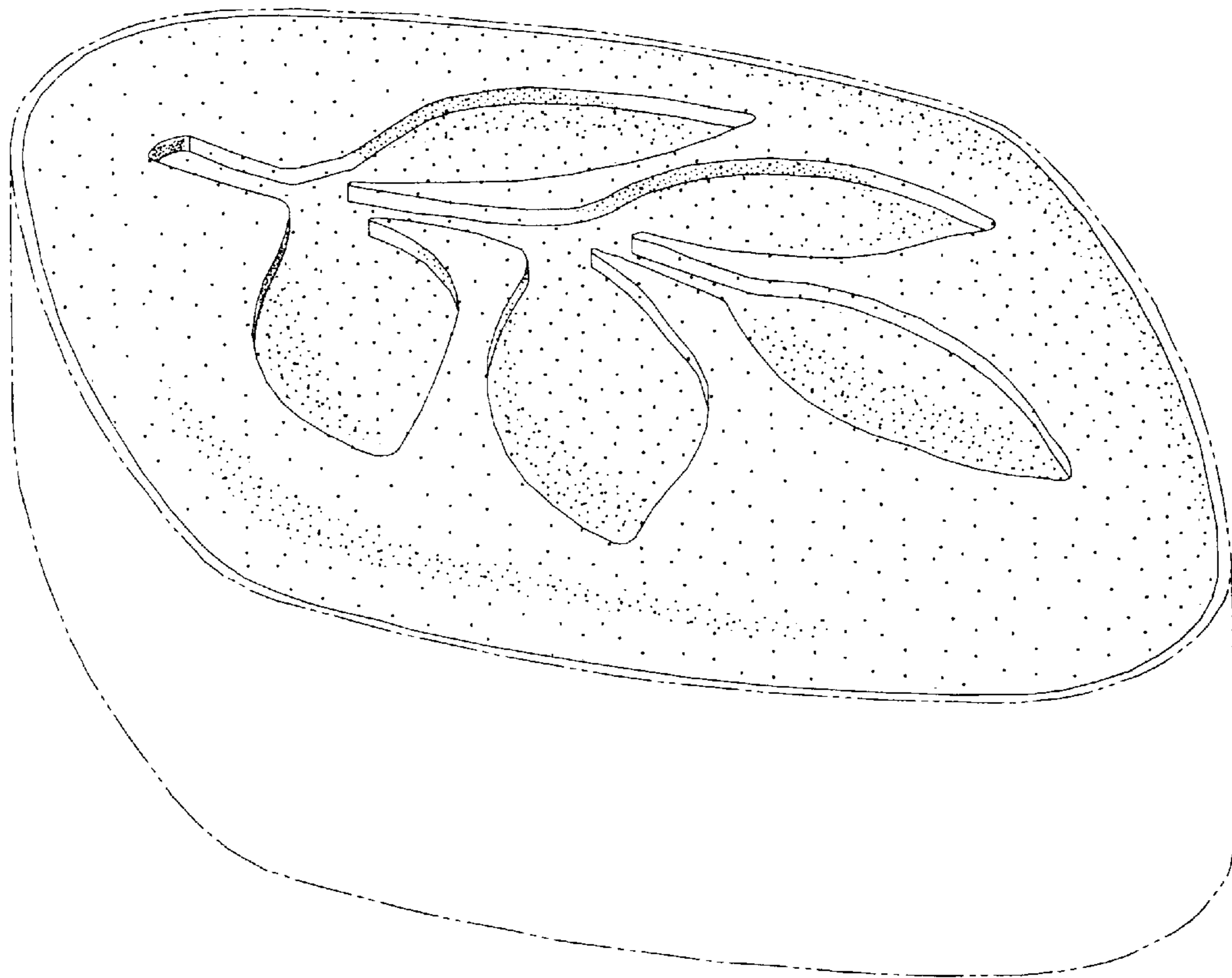


Fig. 1




Fig. 2

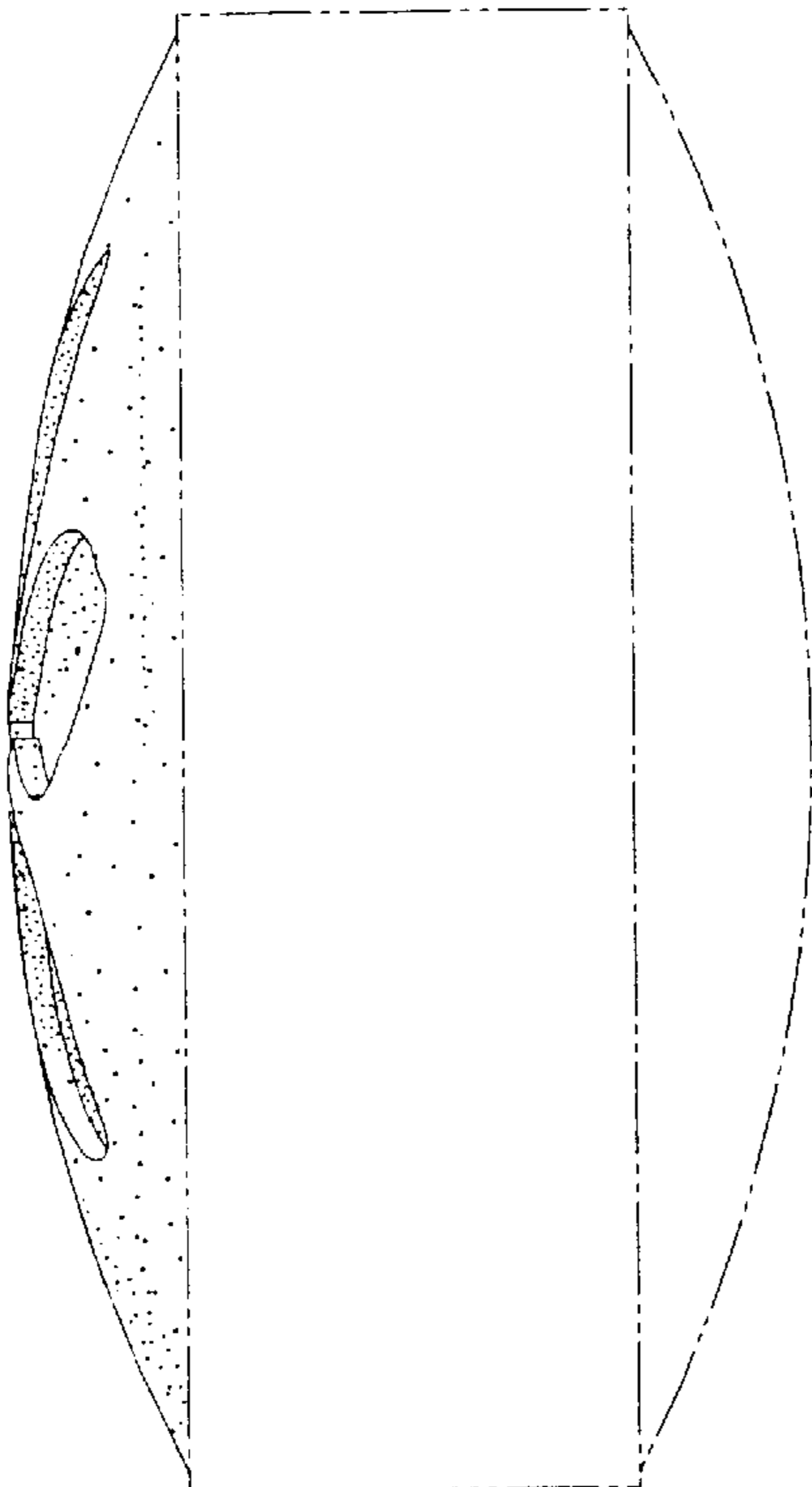


Fig. 3

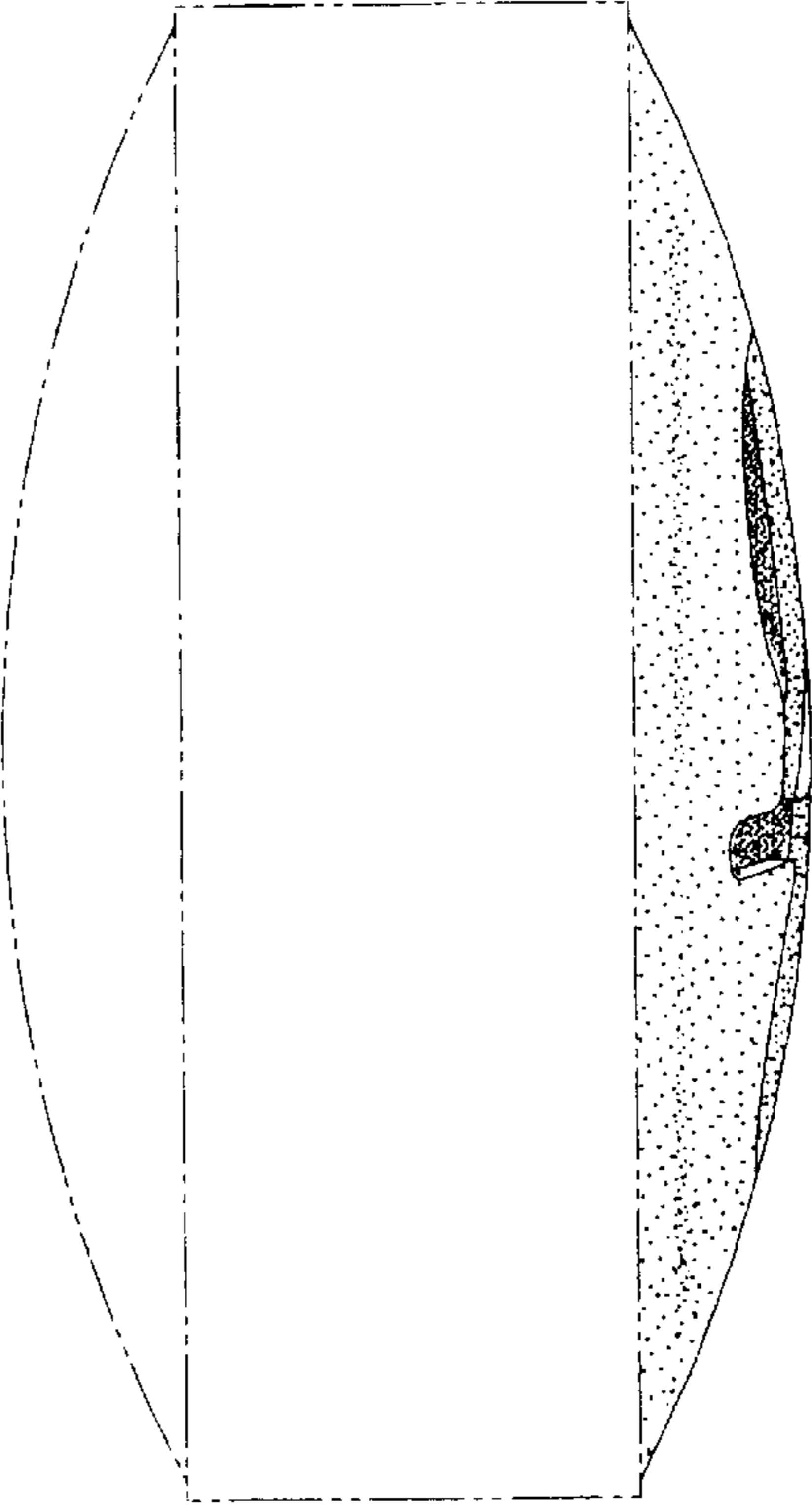


Fig. 4

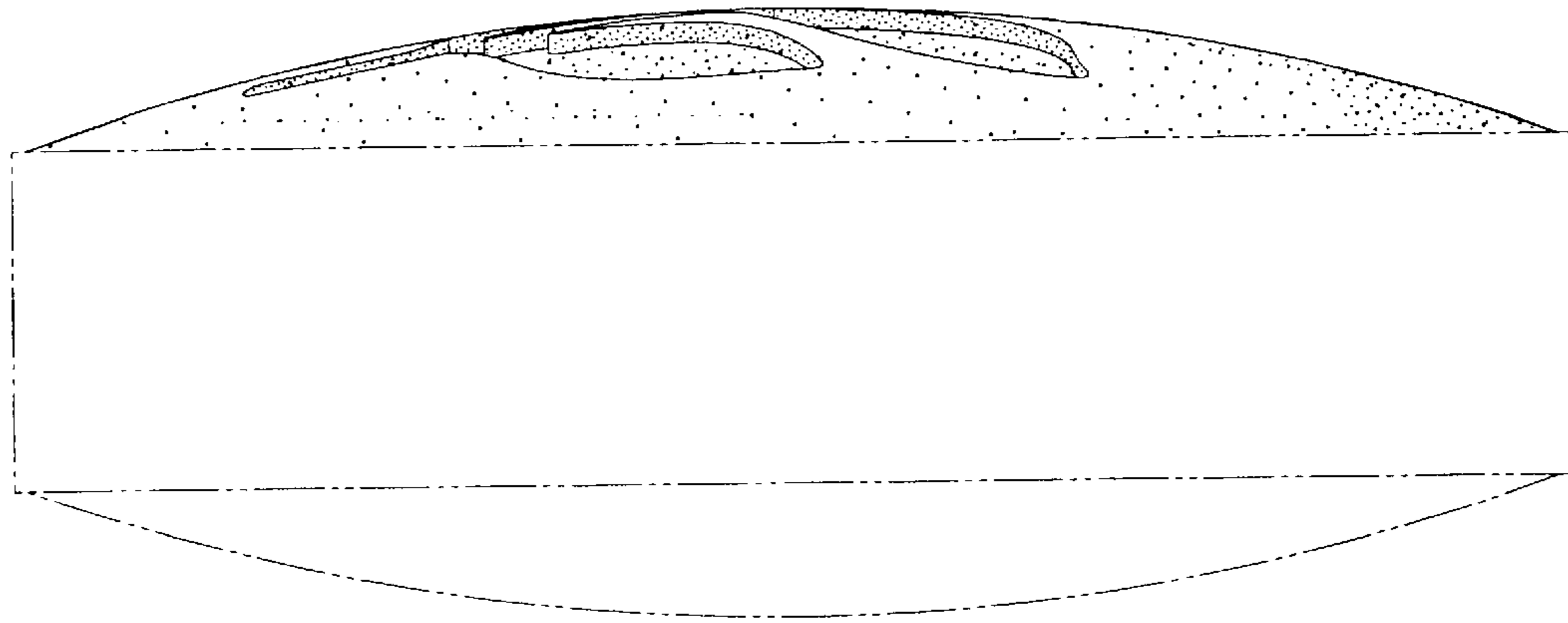


Fig. 5

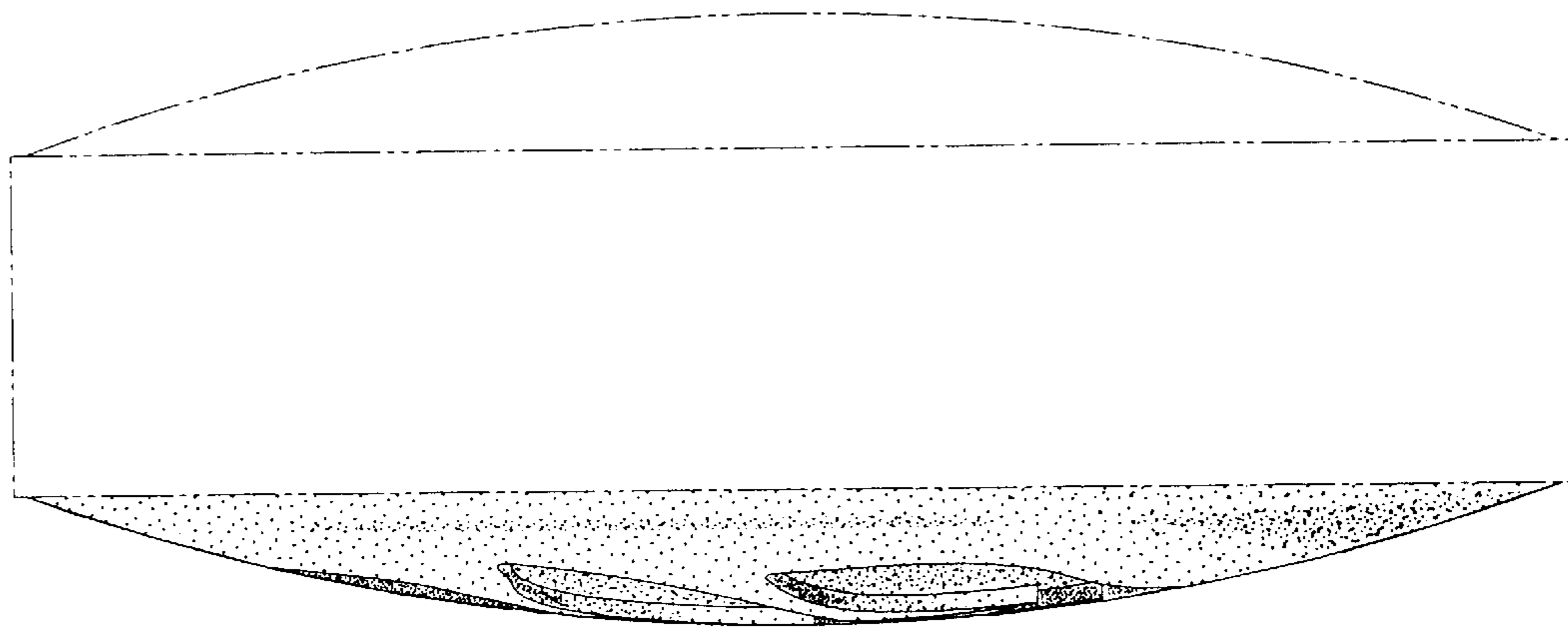


Fig. 6