

US00D508987S

(12) **United States Design Patent** (10) **Patent No.:** **US D508,987 S**
Blateri (45) **Date of Patent:** **** Aug. 30, 2005**

(54) **HEATER FAN**
 (76) Inventor: **Frank Blateri**, 191 Chaucer Ct.,
 Coppell, TX (US) 76019
 (**) Term: **14 Years**
 (21) Appl. No.: **29/205,371**
 (22) Filed: **May 13, 2004**
 (51) **LOC (8) Cl.** **23-03**
 (52) **U.S. Cl.** **D23/335**
 (58) **Field of Search** D23/314, 322,
 D23/332, 340, 334-337, 370, 377-378,
 381-382; 392/360, 365-369, 373-376;
 126/110 B, 90 A, 92 A

D421,646 S * 3/2000 Palma et al. D23/335
 D422,073 S 3/2000 Lozzio et al.
 D423,657 S * 4/2000 Lee D23/337
 D423,663 S 4/2000 Rossman et al.
 D424,683 S 5/2000 Bellil et al.
 D427,674 S 7/2000 Moreno
 D429,808 S 8/2000 Krauss
 D433,497 S 11/2000 Hotaling et al.
 D440,648 S 4/2001 Lee et al.
 D441,065 S 4/2001 Ediger et al.
 D444,871 S 7/2001 Wilson, Jr.
 D447,552 S 9/2001 Lee et al.
 D448,461 S 9/2001 Toro
 6,285,829 B1 9/2001 Smith
 D451,594 S 12/2001 Chen et al.
 D451,595 S 12/2001 Chen et al.
 D454,392 S 3/2002 Shapiro
 D456,066 S 4/2002 Ching
 D459,454 S 6/2002 Shapiro
 D460,816 S 7/2002 Mavridis et al.
 D466,599 S 12/2002 Bragg et al.
 D468,818 S 1/2003 Chuang et al.

(56) **References Cited**
U.S. PATENT DOCUMENTS

D151,015 S 9/1948 Stiles
 4,703,152 A 10/1987 Shih-Chin
 D309,182 S 7/1990 Hsu
 D323,708 S 2/1992 Wang
 D329,089 S 9/1992 Coup et al.
 D343,230 S * 1/1994 Lim D23/335
 D343,676 S 1/1994 Lim
 D344,527 S 2/1994 Drago et al.
 D349,570 S 8/1994 Radtke, Jr.
 D359,344 S 6/1995 De'Longhi
 D395,080 S 6/1998 Jane et al.
 D395,490 S 6/1998 Jane' et al.
 D396,527 S * 7/1998 Boyle et al. D23/335
 D398,983 S 9/1998 Keller et al.
 D401,314 S * 11/1998 Boyle et al. D23/335
 D402,742 S 12/1998 Chen
 D405,520 S 2/1999 Birdsell
 D408,907 S 4/1999 Moreno
 D410,074 S * 5/1999 Lee D23/332
 D421,114 S 2/2000 Lozzio et al.

FOREIGN PATENT DOCUMENTS

NL 2039684 11/1994

* cited by examiner

Primary Examiner—Brian N Vinson
 (74) *Attorney, Agent, or Firm*—Haynes and Boone, LLP

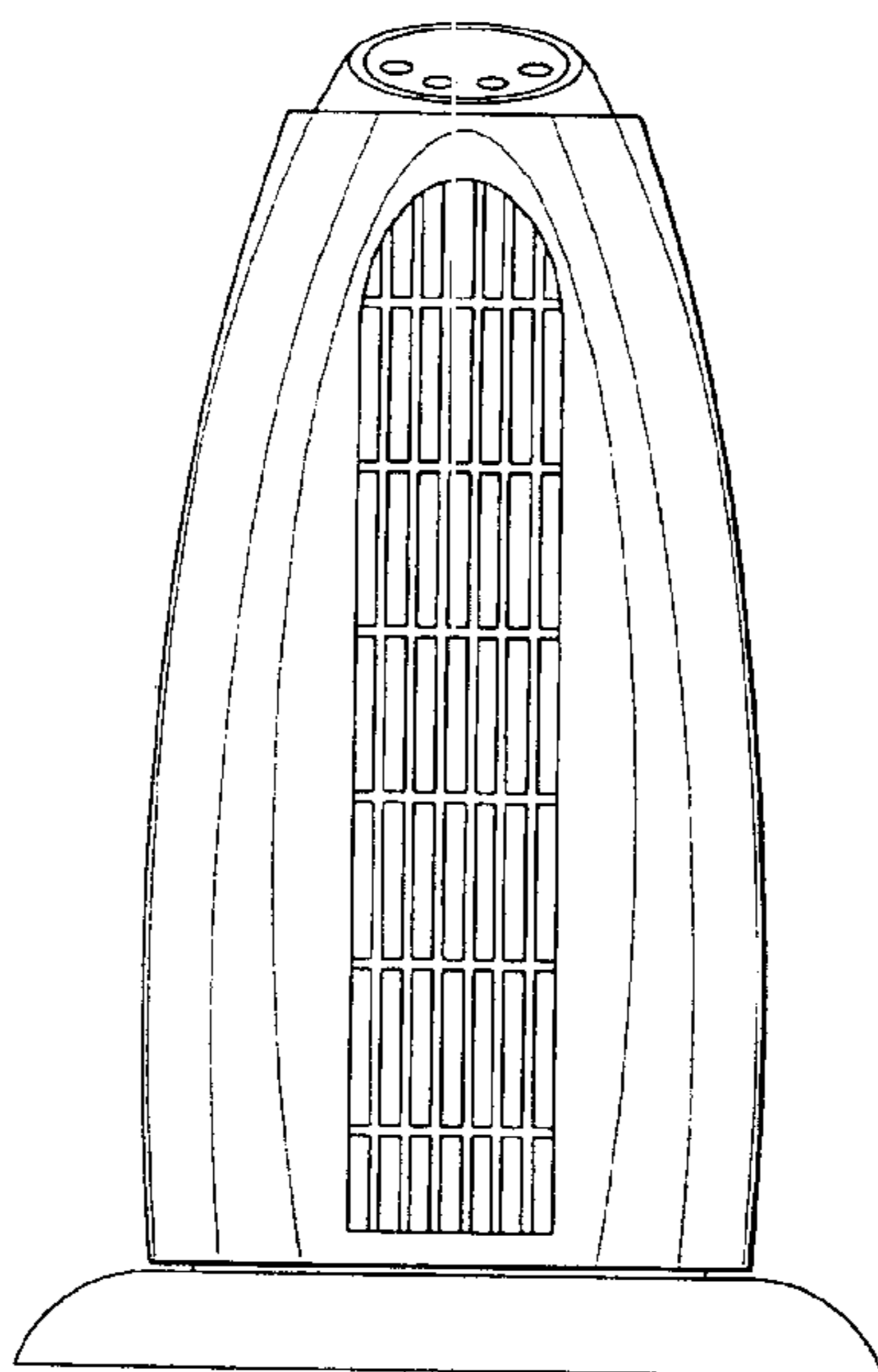
(57) **CLAIM**

The design for the heater fan, as shown and described.

DESCRIPTION

FIG. 1 is front elevation view of the heater fan showing my new design;
 FIG. 2 is a side elevation view thereof; and,
 FIG. 3 is a top plan view thereof.

1 Claim, 1 Drawing Sheet



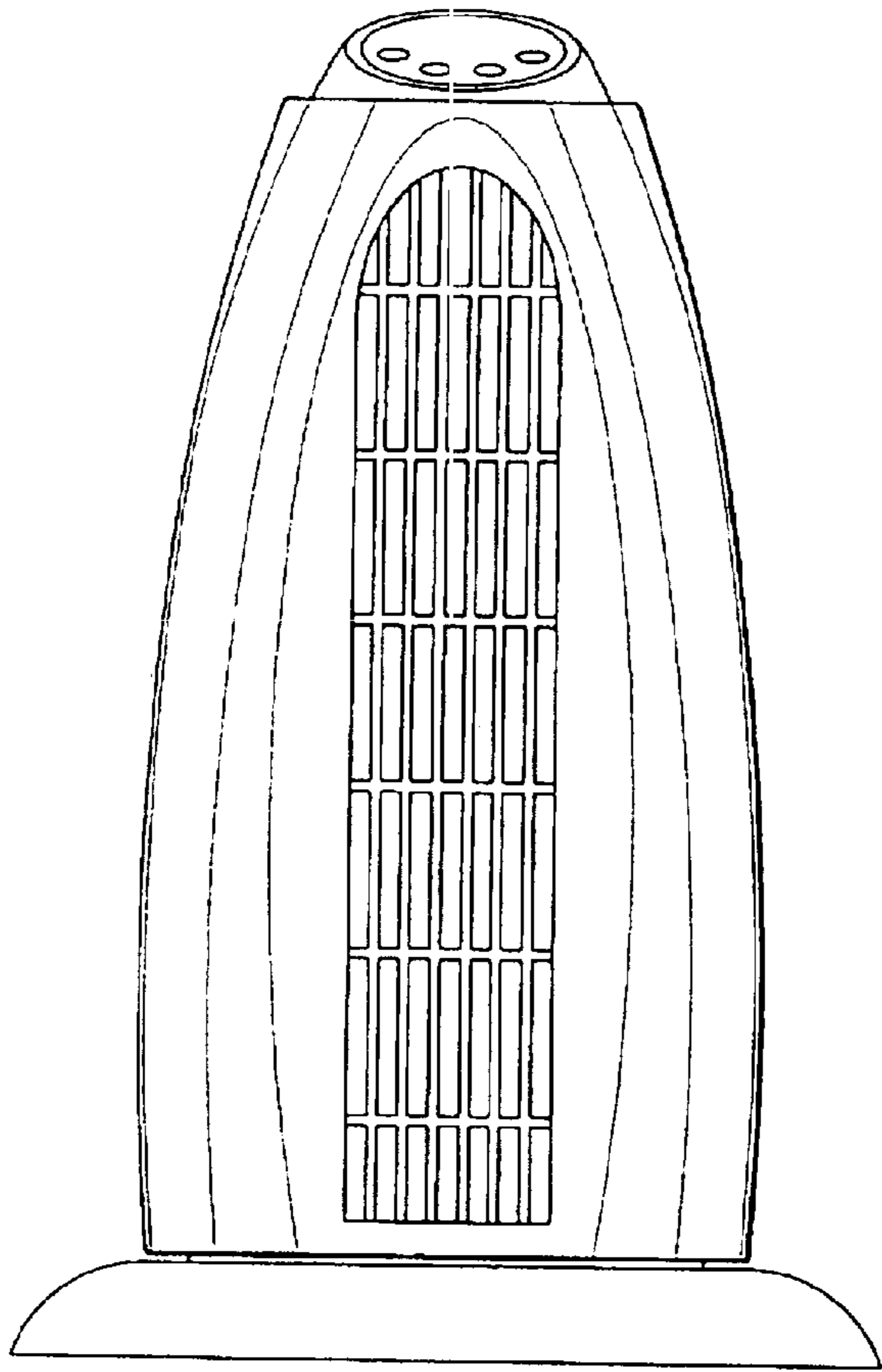


Fig. 1

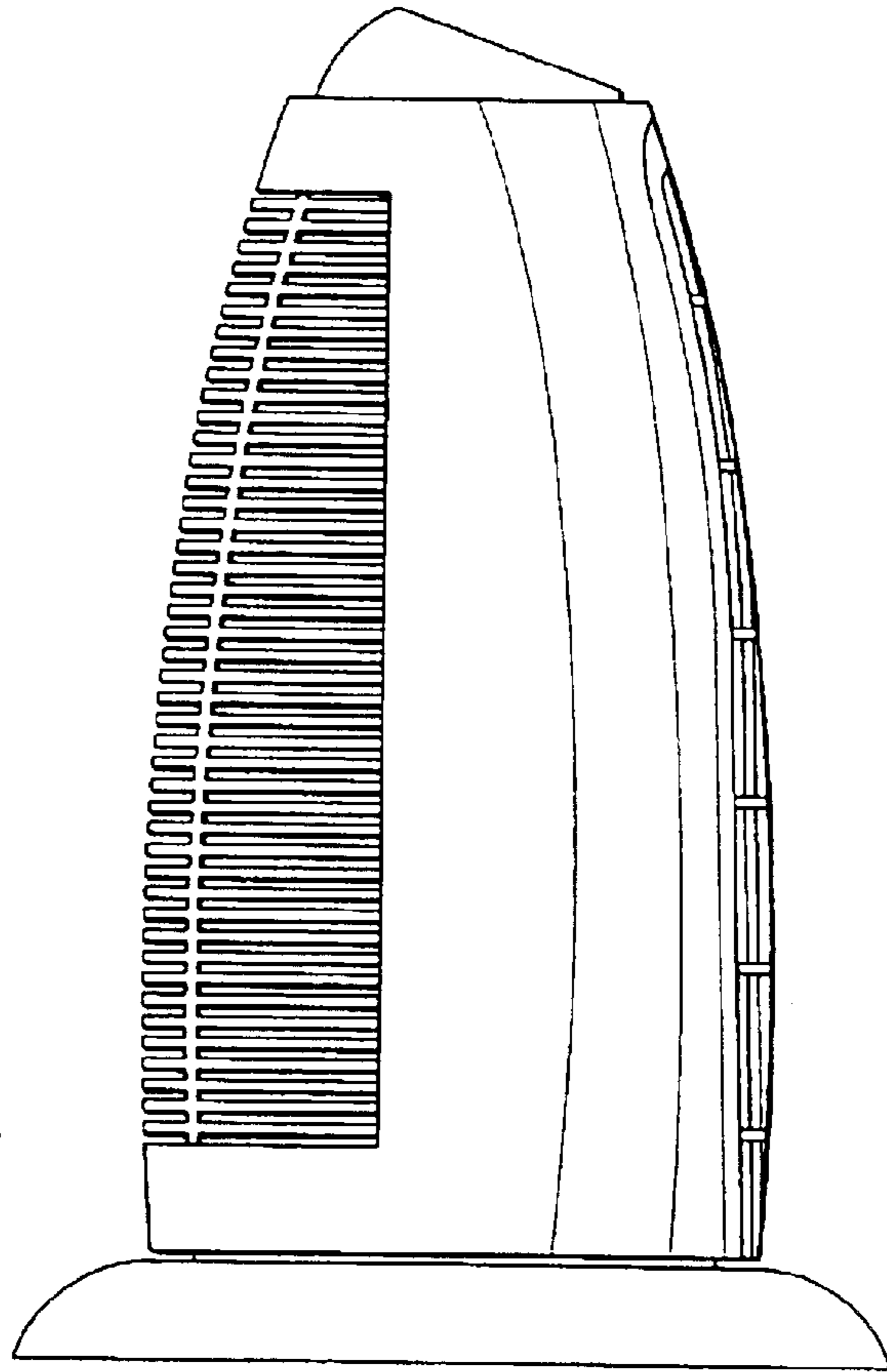


Fig. 2

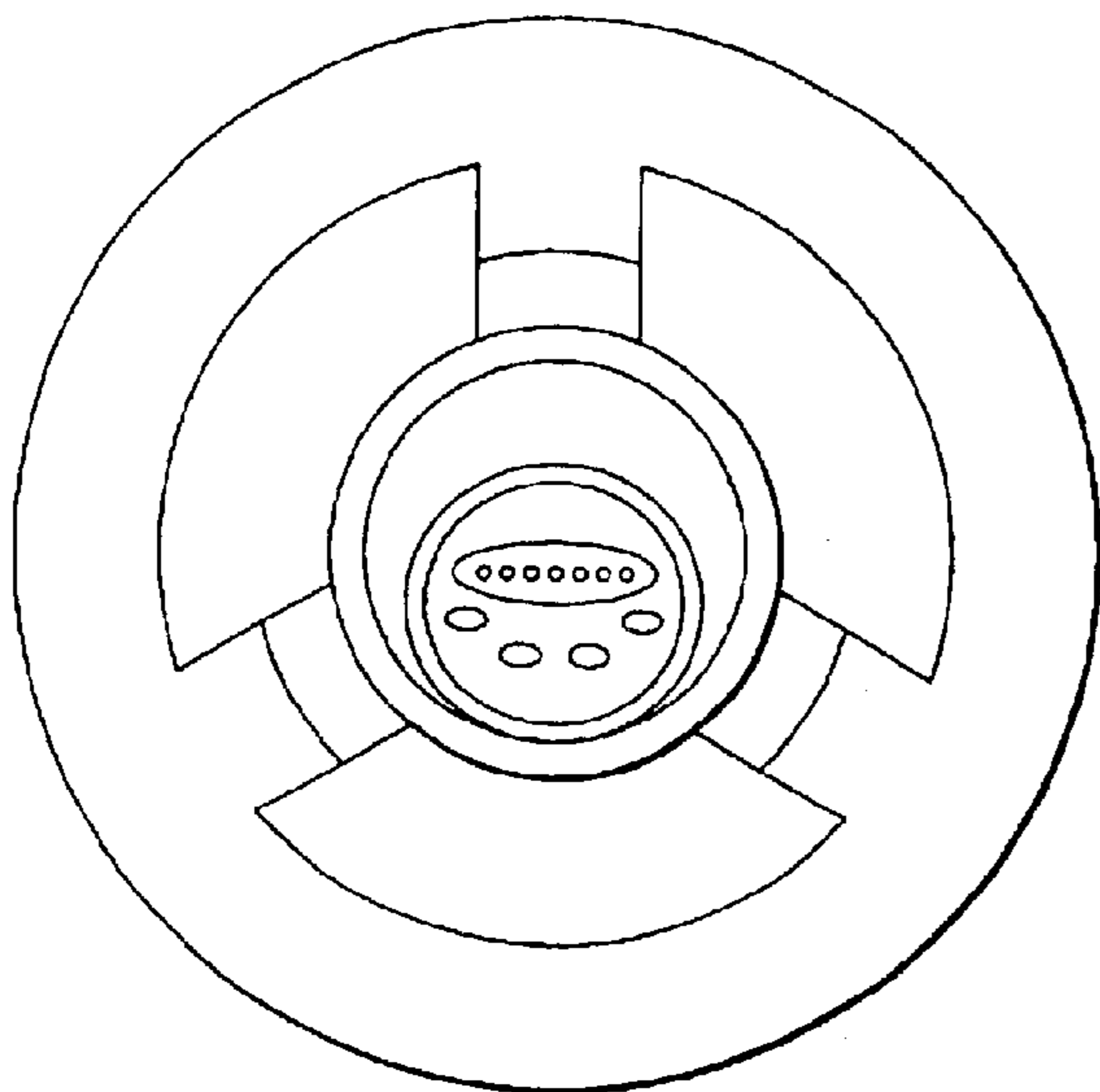


Fig. 3