



US00D508980S

(12) **United States Design Patent**
Bigelow

(10) **Patent No.:** **US D508,980 S**

(45) **Date of Patent:** **** Aug. 30, 2005**

(54) **DUAL HOSE ADAPTER**

6,834,891 B2 * 12/2004 Matsubara et al. 285/319

(76) **Inventor:** **Warren V. Bigelow**, 14470 W.
Burnsville Pkwy., Burnsville, MN (US)
55306

* cited by examiner

Primary Examiner—Robin V. Taylor

(74) *Attorney, Agent, or Firm*—Norman B. Rainer

(**) **Term:** **14 Years**

(57) **CLAIM**

(21) **Appl. No.:** **29/201,735**

The ornamental design for a dual hose adapter, as shown and described.

(22) **Filed:** **Mar. 22, 2004**

DESCRIPTION

(51) **LOC (8) Cl.** **23-01**

(52) **U.S. Cl.** **D23/262**

(58) **Field of Search** D23/259, 262;
285/305, 319, 35, 34

FIG. 1 is a perspective side view of a dual hose adapter showing my new design;

FIG. 2 is a side view thereof, the unshown opposite side being of identical appearance;

FIG. 3 is a rear view thereof;

FIG. 4 is a front view thereof; and,


FIG. 5 is a sectional view thereof, taken in the direction of the arrows upon the line 5—5 of FIG. 2.

(56) **References Cited**

U.S. PATENT DOCUMENTS

1,519,095 A	*	12/1924	Kraft	285/34
D209,168 S	*	11/1967	Hunt	D23/262
D377,969 S	*	2/1997	Grantham	D23/262
D471,262 S	*	3/2003	Kozu	D23/262

1 Claim, 1 Drawing Sheet






FIG. 1

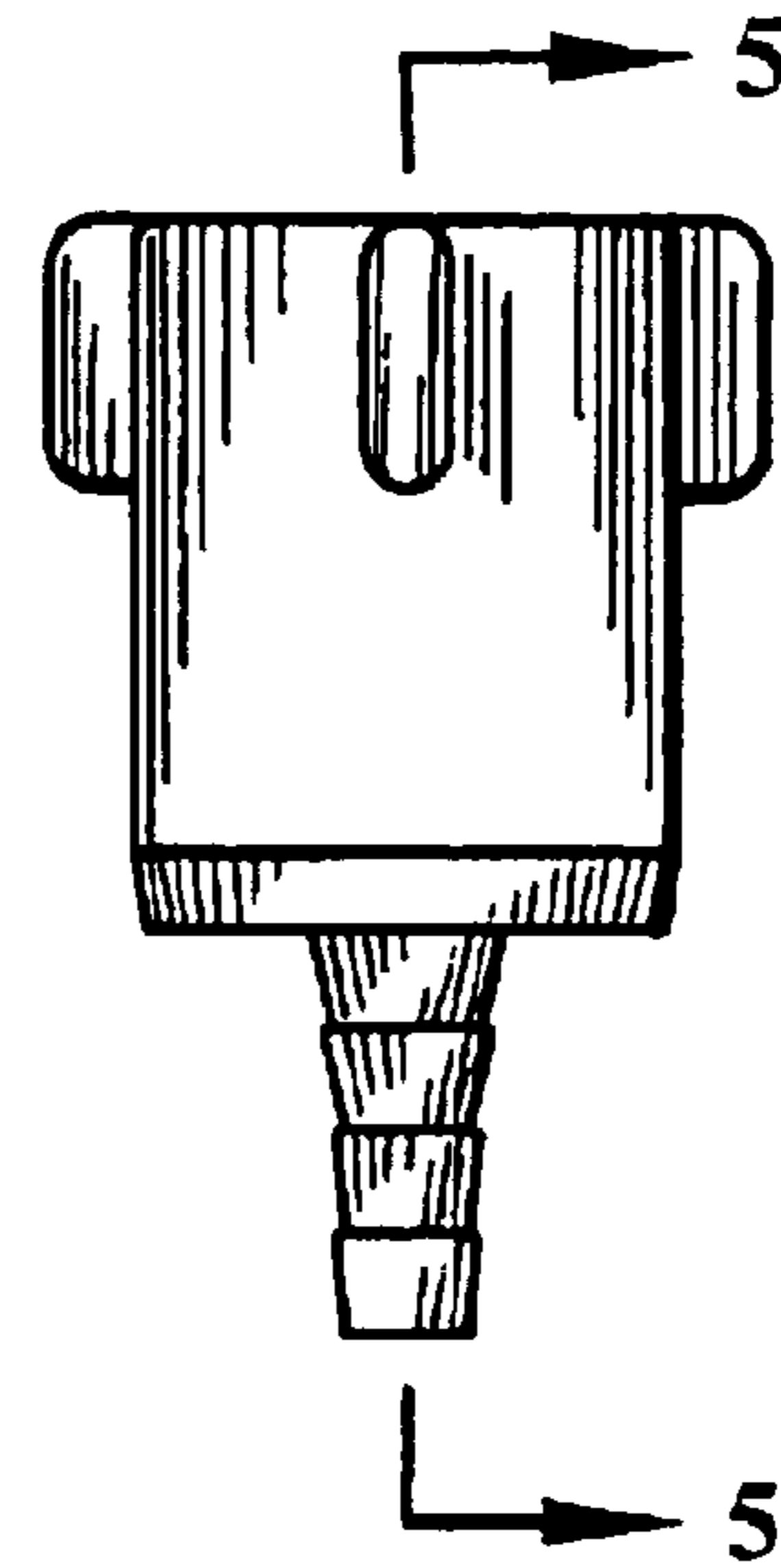


FIG. 2

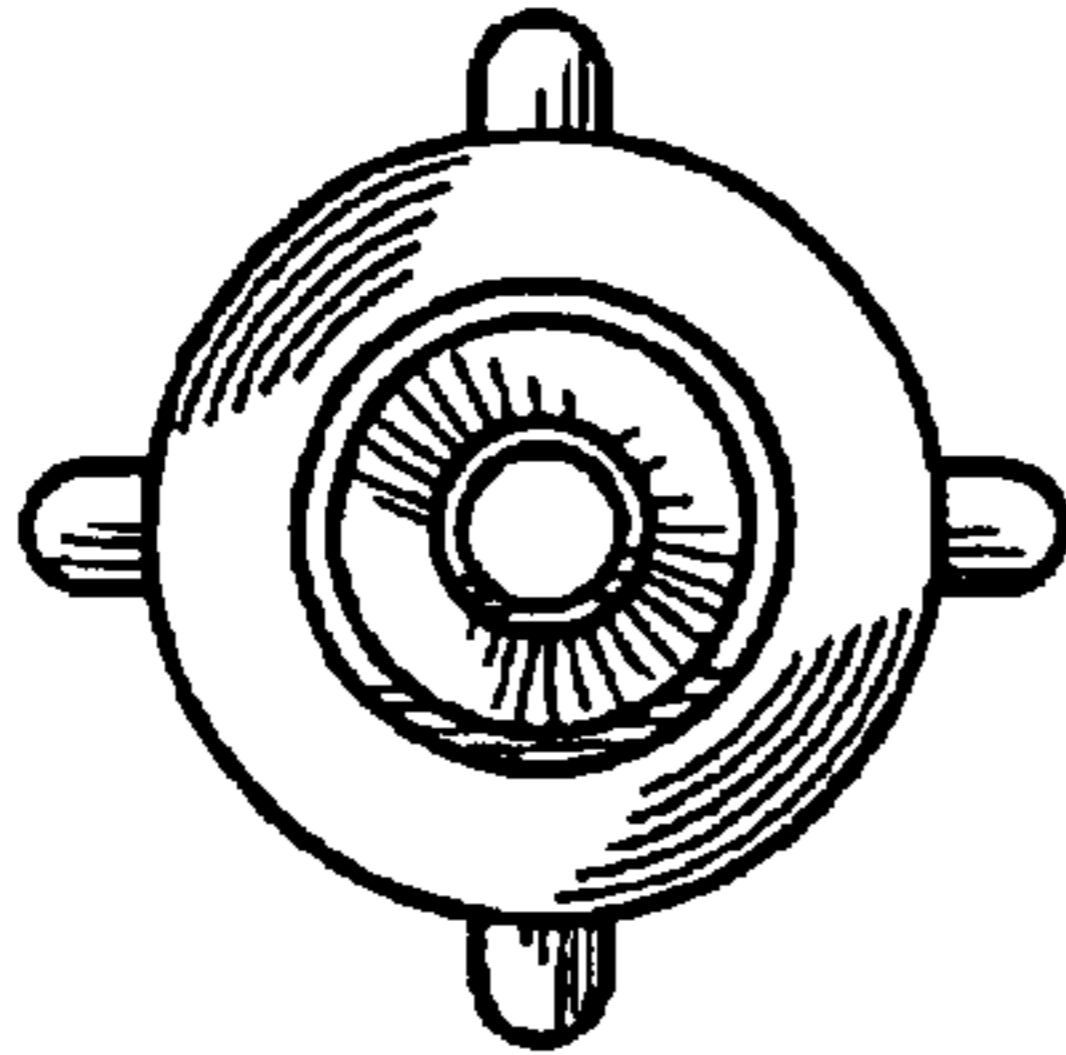


FIG. 3

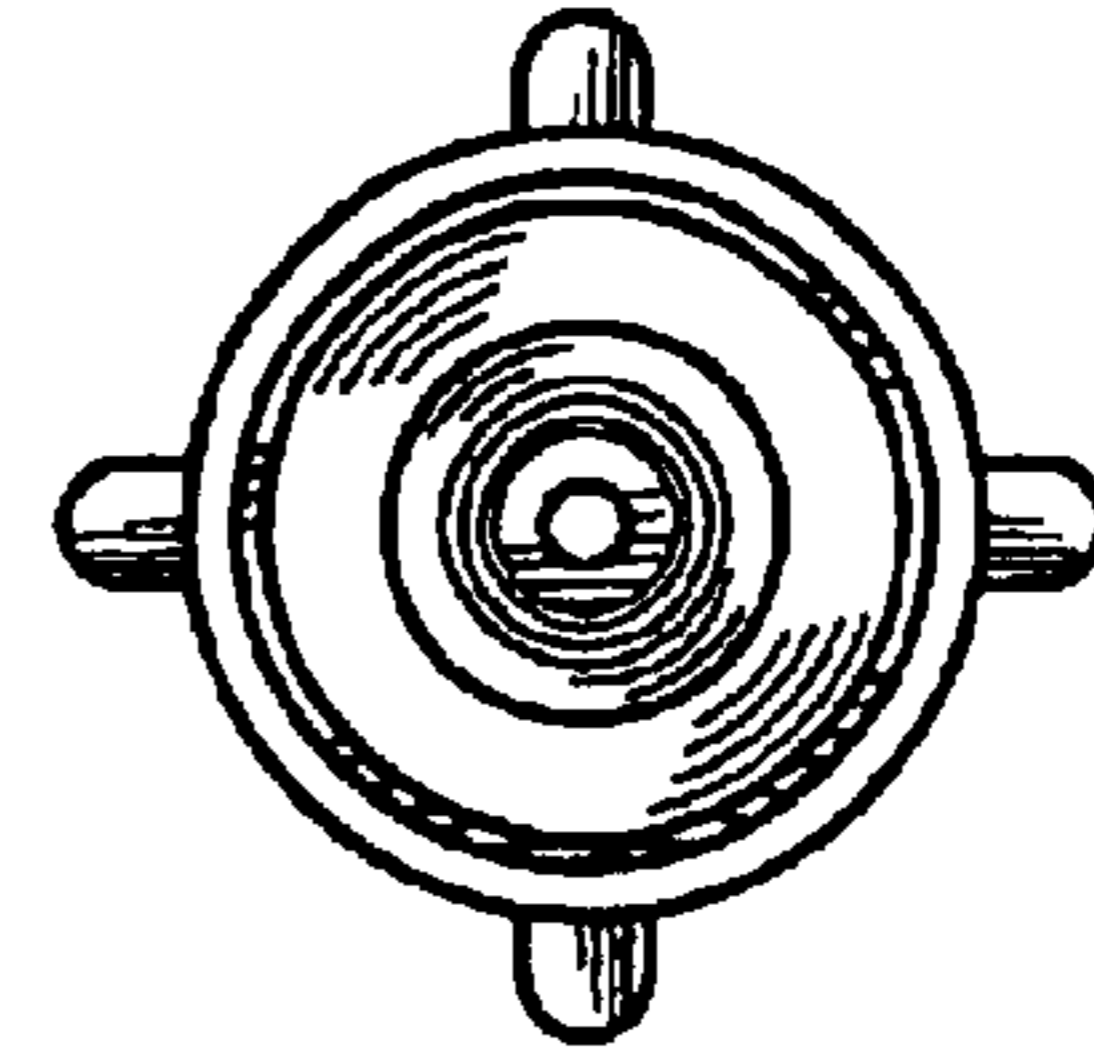


FIG. 4




FIG. 5