

US00D508957S

(12) **United States Design Patent**
Jensen

(10) **Patent No.:** **US D508,957 S**

(45) **Date of Patent:** **** Aug. 30, 2005**

(54) **IDENTIFICATION TAG FOR CONTAINERS**

(75) **Inventor:** **Murray C. Jensen, Lebanon, MO (US)**

(73) **Assignee:** **Label Solutions, Inc., Marshfield, MO (US)**

(**) **Term:** **14 Years**

(21) **Appl. No.:** **29/220,269**

(22) **Filed:** **Dec. 28, 2004**

Related U.S. Application Data

(62) Division of application No. 29/193,394, filed on Nov. 7, 2003, now Pat. No. Des. 500,806.

(51) **LOC (8) Cl.** **19-08**

(52) **U.S. Cl.** **D20/22; D20/42**

(58) **Field of Search** D20/10, 22, 28, D20/40, 41, 42, 99; 40/1.5, 1.6, 56, 124.01, 299.01, 331, 630, 633, 634, 669

(56) **References Cited**

U.S. PATENT DOCUMENTS

1,209,998	A	*	12/1916	Pinckert	40/27.5
1,353,531	A	*	9/1920	Heard	40/310
2,605,566	A	*	8/1952	De Dell, Jr.	40/667
5,249,380	A	*	10/1993	Fast	40/672
5,348,156	A	*	9/1994	Maroszek et al.	206/216
5,697,173	A	*	12/1997	McCarrick et al.	40/310

D394,882	S	*	6/1998	Ho	D20/42
D432,174	S	*	10/2000	Stevens et al.	D20/22
6,228,451	B1	*	5/2001	Boudouris et al.	428/40.1
D479,562	S	*	9/2003	Best et al.	D20/27
6,643,964	B1	*	11/2003	Stern	40/599
D490,475	S	*	5/2004	Best et al.	D20/27

* cited by examiner

Primary Examiner—Robert M. Spear

(74) *Attorney, Agent, or Firm*—Salter & Michaelson

(57) **CLAIM**

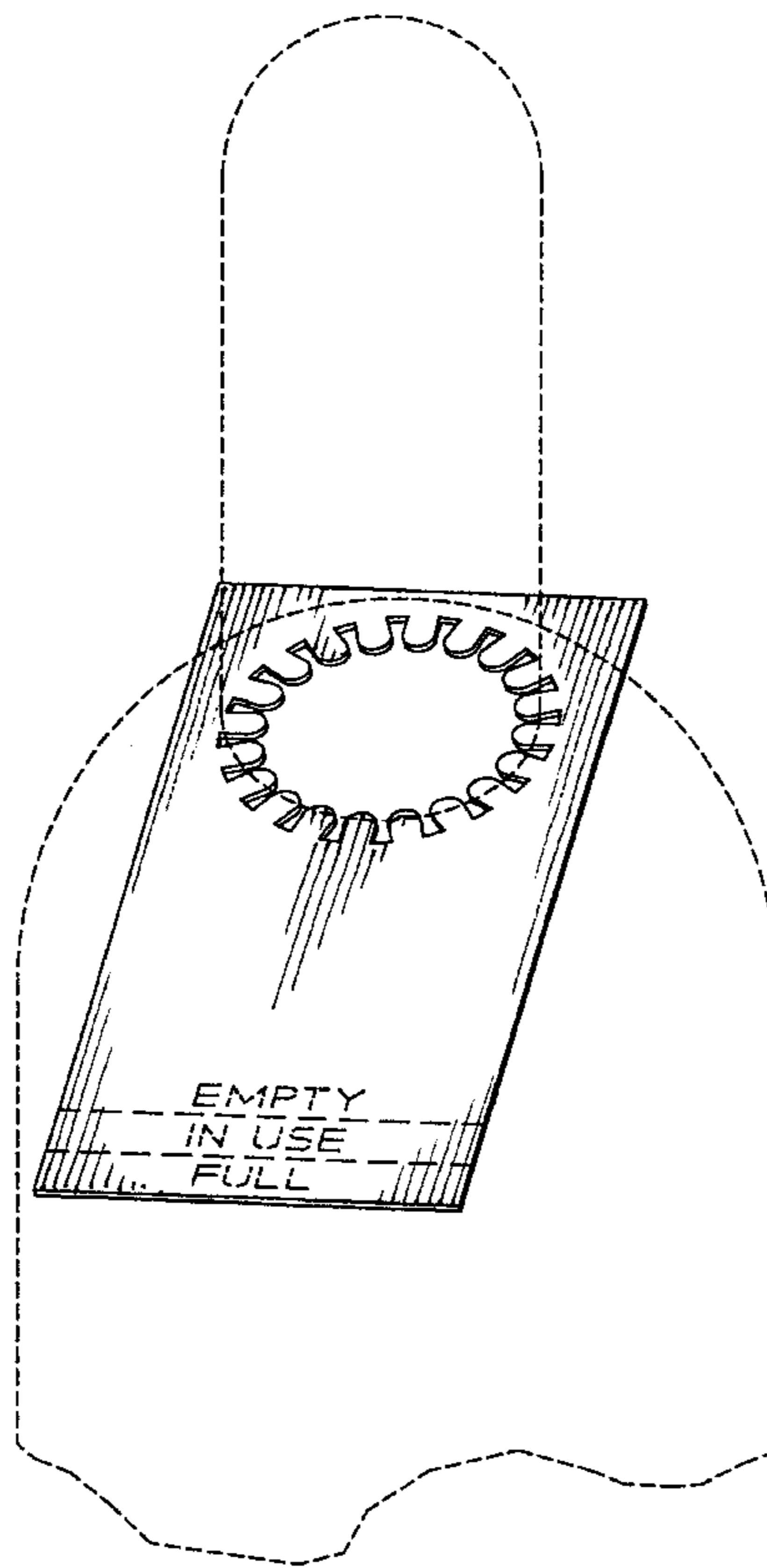
The ornamental design for an identification tag for containers, as shown and described.

DESCRIPTION

FIG. 1 is a perspective view of an identification tag for containers showing my new design; FIG. 2 is a front elevational view thereof; FIG. 3 is a rear elevational view thereof; FIG. 4 is a top edge view thereof, it being understood that the bottom edge is a mirror image thereof; FIG. 5 is a side edge view thereof, it being understood that the opposite side is a mirror image thereof; and, FIG. 6 is a perspective view showing the identification tag on a container.

The portions shown in broken lines in FIGS. 1, 2, 3, and 6 are for information only and form no part of the claimed design.

1 Claim, 3 Drawing Sheets






FIG. 1

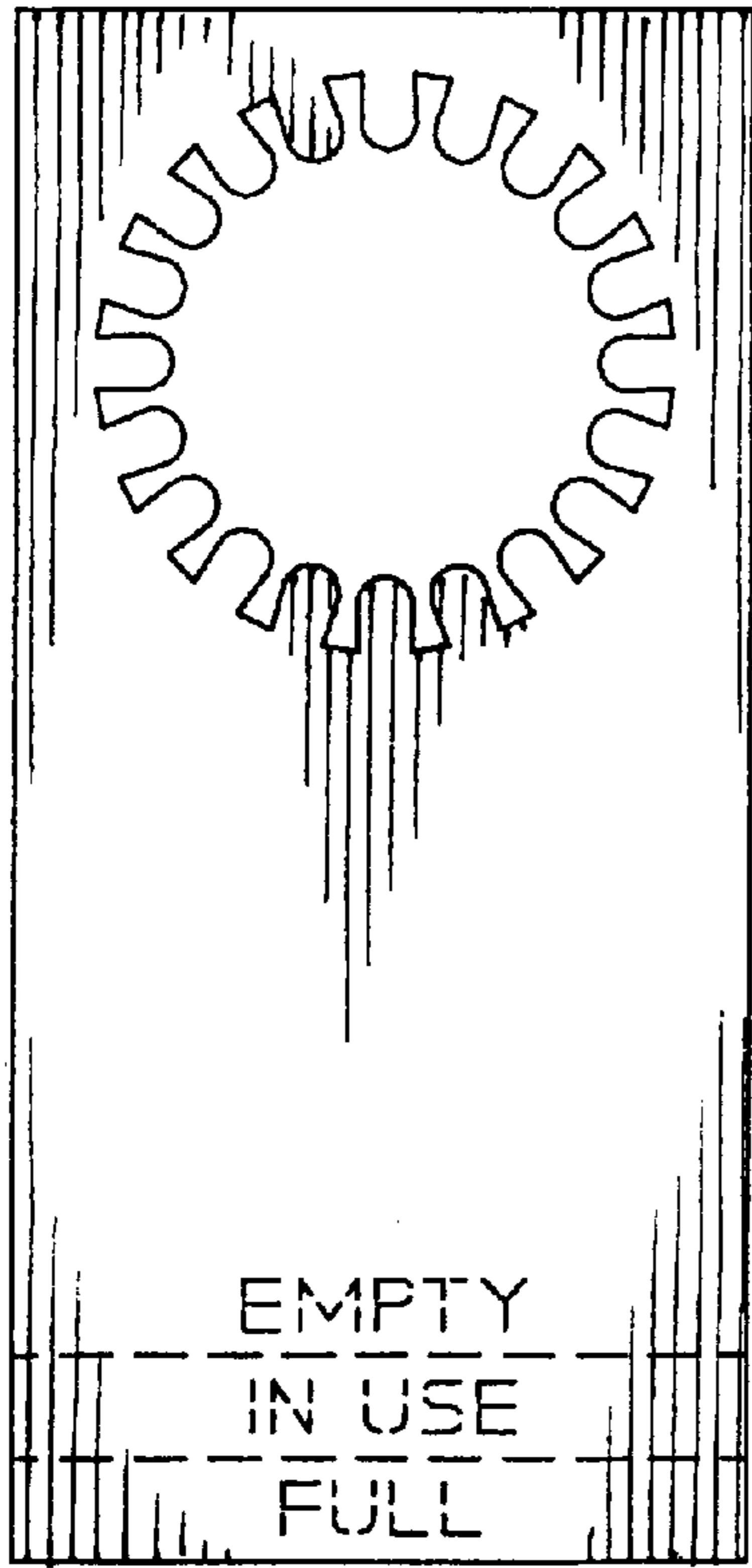


FIG. 2

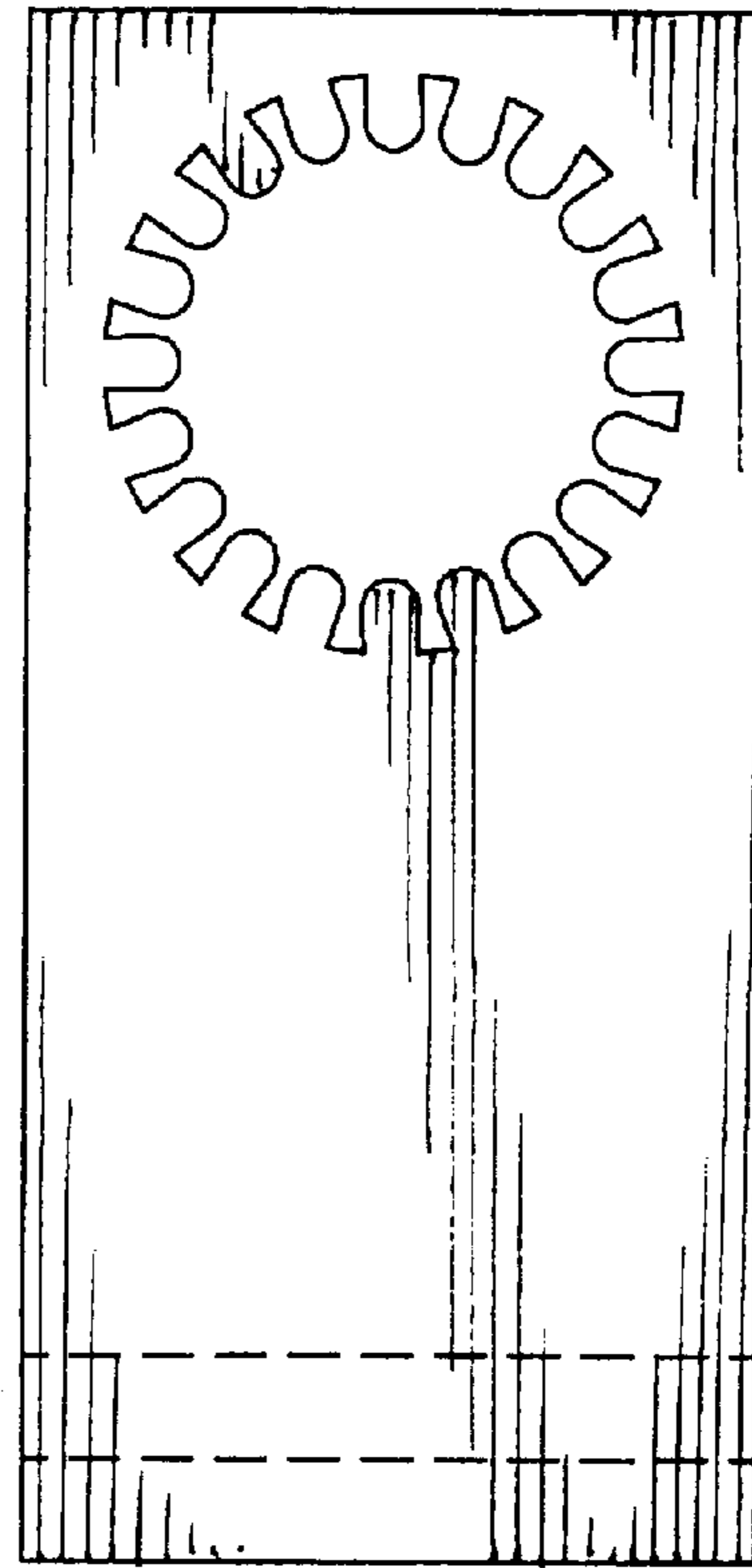


FIG. 3



FIG. 4



FIG. 5

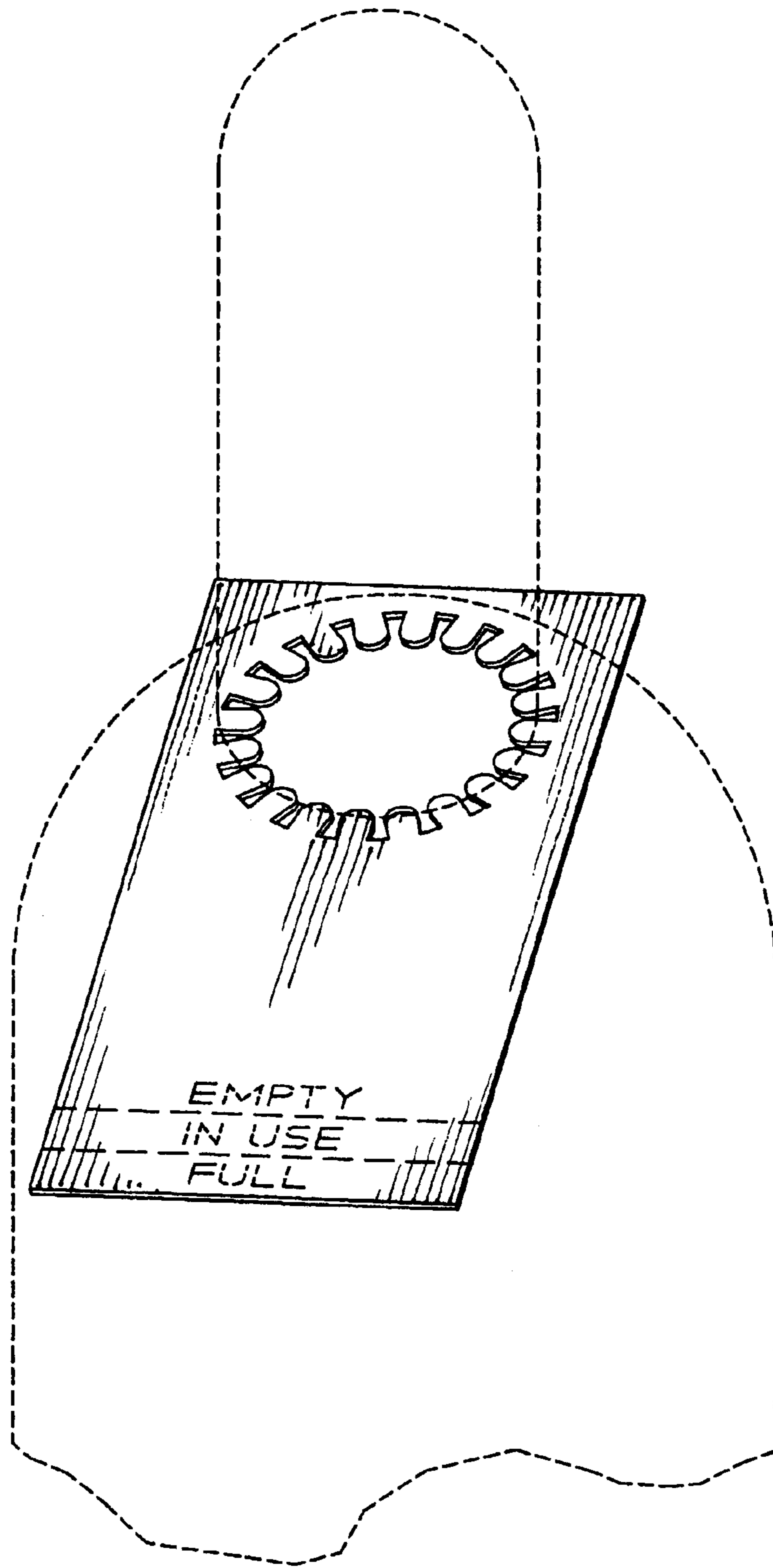


FIG. 6