

US00D508947S

(12) **United States Design Patent**
Yoshie

(10) **Patent No.:** **US D508,947 S**

(45) **Date of Patent:** **** Aug. 30, 2005**

(54) **SET OF RING BINDERS**

(75) **Inventor:** **Toru Yoshie, Tokyo (JP)**

(73) **Assignee:** **Max Co., Ltd., Tokyo (JP)**

(**) **Term:** **14 Years**

(21) **Appl. No.:** **29/211,537**

(22) **Filed:** **Aug. 18, 2004**

(30) **Foreign Application Priority Data**

Feb. 23, 2004 (JP) 2004-005079

(51) **LOC (8) Cl.** **19-04**

(52) **U.S. Cl.** **D19/32**

(58) **Field of Search** D19/26, 27, 28,
D19/29, 30, 31, 32, 33; 281/27.1, 27.2,
27.3, 15.1; 402/1, 3, 4, 31, 32, 33, 34,
35, 36, 37, 38, 39, 40, 41, 43

(56) **References Cited**

U.S. PATENT DOCUMENTS

2,141,524 A	*	12/1938	Emmer	281/27.2
2,269,495 A	*	1/1942	Trussell	402/60
2,363,848 A	*	11/1944	Emmer	402/31
2,548,618 A	*	4/1951	Purvis	402/55
2,584,854 A	*	2/1952	Emmer	281/16
3,246,652 A	*	4/1966	Lang	402/37

3,252,461 A	*	5/1966	Schade	402/31
4,349,289 A	*	9/1982	Cardellini	402/30
D430,204 S	*	8/2000	Berracasa	D19/32
6,126,353 A	*	10/2000	Mullin et al.	402/46
6,270,280 B1	*	8/2001	Baumann	402/39
6,406,208 B1	*	6/2002	Hsu	402/57
D497,947 S	*	11/2004	Kaneda	D19/32

* cited by examiner

Primary Examiner—Joel A. Sincavage

Assistant Examiner—Elizabeth Albert

(74) *Attorney, Agent, or Firm*—Morgan, Lewis & Bockius LLP

(57) **CLAIM**

The ornamental design for a set of ring binders, as shown and described.

DESCRIPTION

FIG. 1 is a perspective view of the front, right and top of a set of ring binders showing my new design;

FIG. 2 is a front view thereof;

FIG. 3 is a rear view thereof;

FIG. 4 is a right side view thereof;

FIG. 5 is a top plan view thereof; and,

FIG. 6 is a bottom view thereof.

The elements shown in broken lines are for illustrative purposes only and form no part of the claimed design.

1 Claim, 4 Drawing Sheets

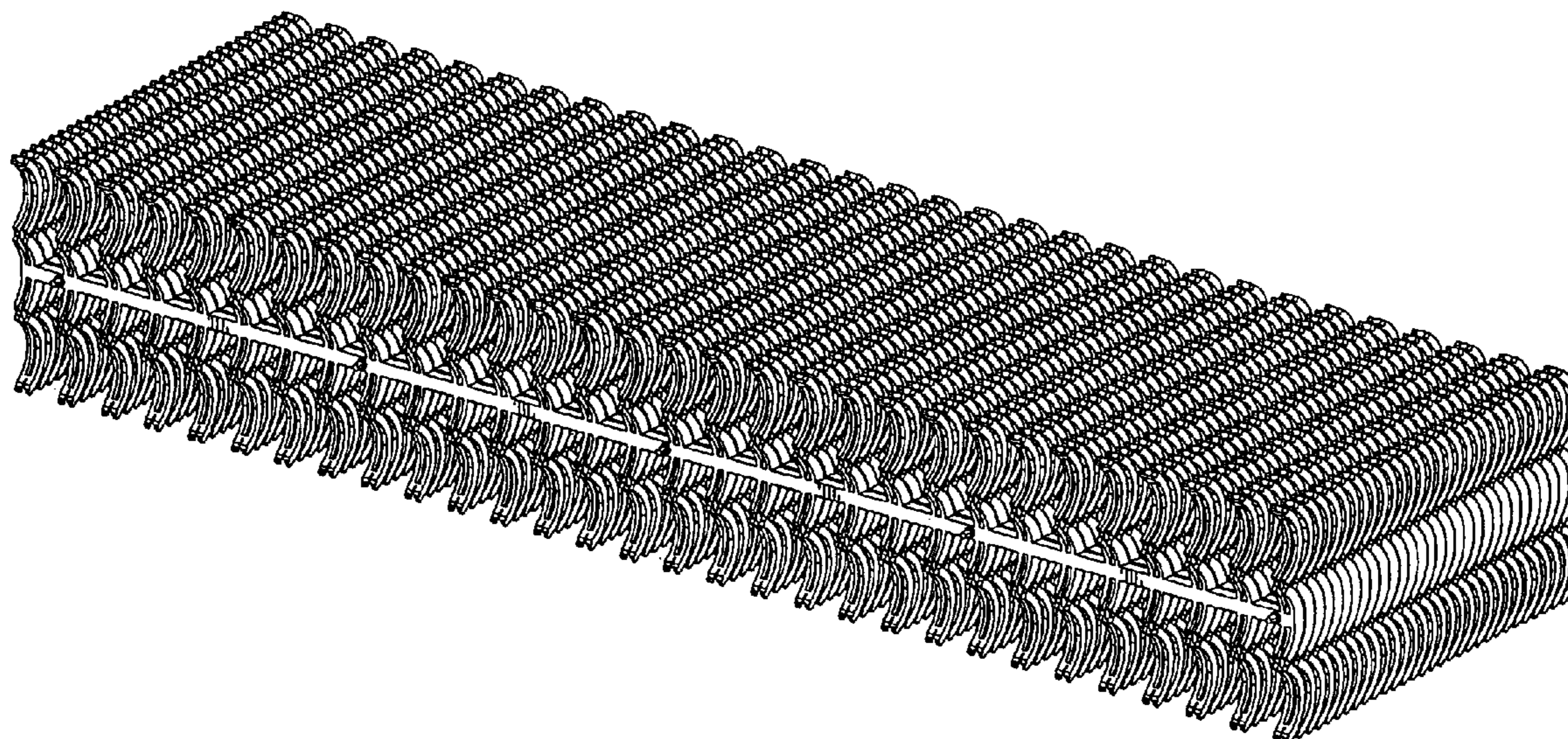



FIG. 1



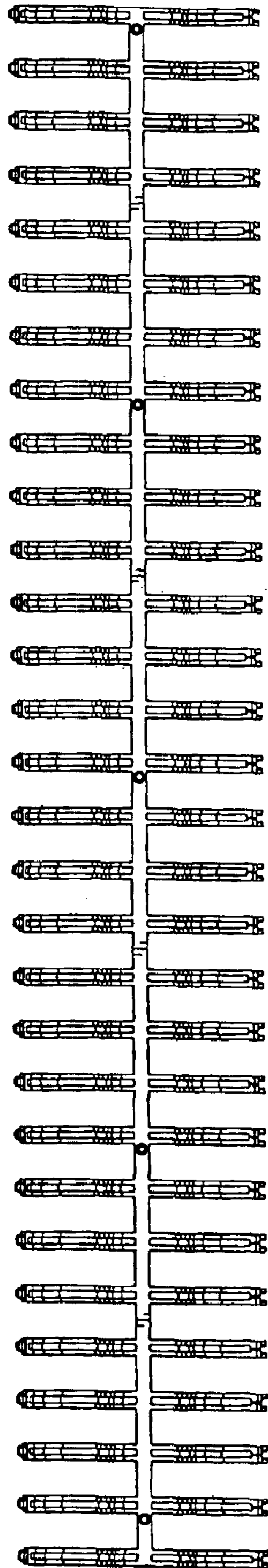


FIG. 3

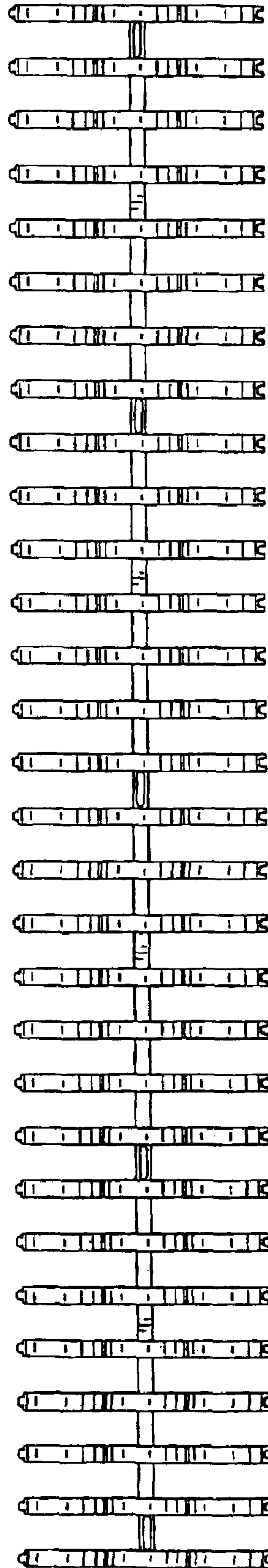


FIG. 4




FIG. 5




FIG. 6

